

THE  
**GOSPEL**  
**PROJECT**  
FOR PRESCHOOL®

**Jesus the Messiah**

*Preschool Leader Guide*

Volume 7



# THE GOSPEL PROJECT FOR PRESCHOOL

## Table of Contents

### UNIT 19: INTO THE WORLD

—	<b>1:</b> From Adam to Jesus .....	<b>2</b>
—	<b>2:</b> John Was Born .....	<b>14</b>
—	<b>3:</b> Jesus Was Born .....	<b>26</b>
—	<b>4:</b> Jesus Was Dedicated.....	<b>38</b>
—	<b>5:</b> Jesus as a Child .....	<b>50</b>

### UNIT 20: PREPARE THE WAY

—	<b>1:</b> Jesus' Baptism.....	<b>62</b>
—	<b>Easter:</b> Jesus' Crucifixion and Resurrection.....	<b>74</b>
—	<b>2:</b> Jesus' Temptation.....	<b>86</b>
—	<b>3:</b> John Pointed to Jesus.....	<b>98</b>
—	<b>4:</b> Jesus Called Disciples .....	<b>110</b>

### UNIT 21: AMONG THE PEOPLE

—	<b>1:</b> Jesus' Early Miracles .....	<b>122</b>
—	<b>2:</b> Jesus Taught in Nazareth .....	<b>134</b>
—	<b>3:</b> Jesus and Nicodemus.....	<b>146</b>
—	<b>4:</b> Jesus and the Samaritan Woman.....	<b>158</b>

Write the dates for each session here!

*The Gospel Project for Preschool:  
Preschool Leader Guide*

## Volume 7 Jesus the Messiah

© 2019 LifeWay Press®

**Ben Mandrell**  
*President and CEO*

**Ed Stetzer**  
*Founding Editor*

**Trevin Wax**  
*General Editor*

**Brian Dembowczyk**  
*Managing Editor*

**Landry Holmes**  
*Manager, Kids Ministry Publishing*

**Jana Magruder**  
*Director, Kids Ministry*

Send questions/comments by email to  
brian.dembowczyk@lifeway.com, or mail to

**Managing Editor**  
*The Gospel Project for Preschool*  
One LifeWay Plaza  
Nashville, TN 37234-0172

Or make comments on the Web at  
[www.lifeway.com](http://www.lifeway.com)

ISBN: 978-1-5359-4772-5  
Item 005812818

Printed in the United States of America

No part of this work may be reproduced or transmitted in any form or by any means, electronic or mechanical, including photocopying and recording, or by any information storage or retrieval system, except as may be expressly permitted in writing by the publisher. Requests for permission should be addressed in writing to LifeWay Press®, One LifeWay Plaza, Nashville, TN 37234-0172.

We believe that the Bible has God for its author; salvation for its end; and truth, without any mixture of error, for its matter and that all Scripture is totally true and trustworthy. To review LifeWay's doctrinal guideline, please visit [www.lifeway.com/doctrinalguideline](http://www.lifeway.com/doctrinalguideline). Unless otherwise indicated, all Scripture quotations are taken from the Christian Standard Bible®, Copyright 2017 by Holman Bible Publishers. Used by permission.

## Unit 19: Into the World

### Unit 19 Description:

God's plan to save people from sin came into sharper focus as Jesus was born at last. When Jesus grew up, He began His mission to bring people back to God. From the beginning, Jesus proved that He is the Son of God and that all that was written about Him by the prophets was true.

### Unit 20 Description:

Jesus grew up and began to prepare for His ministry. When Jesus was baptized, God confirmed His sonship. Jesus was subsequently tempted by Satan, but He did not sin.

### Unit 21 Description:

As Jesus traveled throughout Judea, His personal encounters with ordinary people changed their lives in extraordinary ways. Jesus revealed that He was God the Son in human form, living among God's people and bringing salvation in Him alone.



Use Week of:

## Unit 19 • Session 1

# From Adam to Jesus

### BIBLE PASSAGE:

Matthew 1; Luke 3; John 1

### STORY POINT:

Jesus had a family.

### KEY PASSAGE:

John 1:1

### BIG PICTURE QUESTION:

Is Jesus God or a human? Jesus is both fully God and fully human.

**INTRODUCE THE STORY**  
(15–20 MINUTES)  
**PAGE 6**



**TEACH THE STORY**  
(10–15 MINUTES)  
**PAGE 8**



**EXPERIENCE THE STORY**  
(20–25 MINUTES)  
**PAGE 10**



Additional resources are available at [gospelproject.com](http://gospelproject.com).

For free training and session-by-session help, visit [MinistryGrid.com/gospelproject](http://MinistryGrid.com/gospelproject).

# LEADER Bible Study

The prophecies concerning Jesus' birth are numerous, and many of them refer to Jesus' lineage. Old Testament prophecies tell of the promised Messiah being born from the seed of a woman (Gen. 3:15); from the seed of Abraham (Gen. 22:18), Isaac (Gen. 21:12), and Jacob (Num. 24:17); from the tribe of Judah (Micah 5:2); from the line of Jesse (Isa. 11:1); and from the house of David (Jer. 23:5). The prophecies said He would be born of a virgin (Isa. 7:14) and would be the Son of God (1 Chron. 17:13-14; Ps. 2:7). Jesus fulfilled all of these prophecies.

In Bible times, Jews took great care to accurately record family genealogies. The family a person belonged to was directly linked to property rights. Matthew 1:1-17 and Luke 3:23-38 both chronicle the genealogy of Jesus. The account in Matthew presents Jesus as the king of the Jews—the legal heir to the throne of David. The account in Luke was written to Greek Christians and focuses on Jesus' descent from Adam.

Jesus was born as a baby in Bethlehem. He had earthly parents—Mary and Joseph—but His true Father is God. Jesus is fully God and fully man.

As fully God, “the entire fullness of God’s nature dwells bodily in Christ” (Col. 2:9). As fully man, Jesus has a human body, human mind, and human emotions. (See Luke 2:7,52; Matt. 26:38.) He is our sinless representative (2 Cor. 5:21), sympathetic high priest (Heb. 4:15), and substitute sacrifice (1 John 4:10).

Use this Bible story with the preschoolers you teach to review Jesus' ancestors and their stories in the Old Testament. Help preschoolers recognize that God had been working out His plan to send Jesus over hundreds of years—through Adam, Abraham, Isaac, Rahab, Ruth, David, and others. God sent His Son to earth to save people from their sins.

# The **BIBLE** Story

## From Adam to Jesus

*Matthew 1; Luke 3; John 1*

**Jesus is God's Son. No one made Him; He has always existed. God made the first people, Adam and Eve, but they did not obey Him. All along, God planned to send His Son to earth to save people from sin.**

When **Jesus came to earth as a baby**, His mother was Mary, the wife of Joseph. **The Bible says that Jesus is different from any other person; He is both God and a human at the same time.**

**God gave Jesus a family on earth. Jesus had parents, grandparents, great-grandparents, great-great-grandparents, great-great-great-grandparents, and so on. Jesus' family was big! Jesus was born into the family of Abraham and King David.**

Long before Jesus came to earth, Abraham had a son. His name was Isaac. When Isaac had a family, one of his sons was named Jacob. Jacob was part of Jesus' family too.

Later, a man named Salmon (SAL mahn) was born into Jacob's family. He married a woman named Rahab (RAY hab).

Rahab helped God's people by hiding their spies when they came to Jericho. Rahab had a baby

named Boaz (BOH az). Boaz grew up and became a

farmer. He married Ruth. Boaz and Ruth had a son named

Obed (OH bed).

Obed was the father of Jesse. Jesse had many sons, and the youngest was David. God chose David to be a king of Israel.



**Many kings were part of Jesus' family.** David's son Solomon was a king. King Jehoshaphat (jih HAHSH uh fat) was part of Jesus' family, and so was Uzziah (uh ZIGH uh), Ahaz (AY haz), Hezekiah (HEZ ih kigh uh), and Josiah.

God's people went home after being taken to Babylon. Then Shealtiel (shih AL tih el) was born. His son was Zerubbabel (zuh RUHB uh buhl). Later, Matthan (MAT than) came along. Matthan's son was named Jacob, and Jacob's son was named Joseph. **Joseph is the man who married Jesus' mother, Mary. Joseph raised Jesus as his own son. Jesus is God's Son, the One God promised to send to save people from sin.**

*Christ Connection: Jesus is God's Son, but He came to earth as a human. He had parents on earth—Mary and Joseph—but His true Father is God. God sent Jesus to keep His promises to Abraham and David. Jesus rescues people from sin and makes them part of God's family.*

## **Bible Storytelling Tips**

- **Invite family members:** Invite preschoolers' family members to join the group to hear the Bible story.
- **Use the Family Line of Jesus Poster:** Show the Family Line of Jesus poster (005802967) as you tell the Bible story. Point to the members of Jesus' family as you mention them in the Bible story.

# INTRODUCE the Story



**SESSION TITLE:** From Adam to Jesus

**BIBLE PASSAGE:** Matthew 1; Luke 3; John 1

**STORY POINT:** Jesus had a family.

**KEY PASSAGE:** John 1:1

**BIG PICTURE QUESTION:** Is Jesus God or a human? Jesus is both fully God and fully human.

## Welcome time

- “He Came Into the World” song
- offering basket
- Allergy Alert
- favorite toys related to the Bible story theme

Play a theme song in the background as you greet preschoolers and follow your church’s security procedures. Set an offering basket near the door to collect at an appropriate time. Post an allergy alert, if necessary. Set out a few favorite theme-related toys, such as puzzles and blocks.

## Activity page

- “Find the Differences” activity page, 1 per child
- crayons or markers

Invite preschooler to look at the top picture. Then guide them to circle the eight things that are different in the bottom picture.

**SAY** • Good job finding the differences! God made the first man, Adam. Adam and his wife, Eve, did not obey God, and sin came into the good world God created. But God planned to send His Son, Jesus, to earth to fix what sin broke. In today’s Bible story, we will hear how Jesus came.

## LOW PREP

Tip: Be sensitive to family situations.

## Sing a family song

Sing to the tune of “London Bridge Is Falling Down”:

“Who is in my family, family, family?

Who is in my family? There’s my brother!”

Invite a child to tell about his brother. Continue singing verses, naming different family members and talking about

each family member you name.

**SAY** • God gave each of you a family. Sometimes family members disagree, but they also love and care for one another. Today we will learn about some of the members of Jesus' very large family.

## Dress in Bible times clothes

Provide Bible times dress-up clothes. Help a child put on a robe and tie a rope around his waist. Show a girl how women covered their heads in Bible times. Show a toy or paper crown and mention that there were several kings in Jesus' family. Allow a child to look in a mirror and compare himself to pictures in an illustrated children's Bible.

**SAY** • Jesus had parents, grandparents, great-grandparents, great-great-grandparents, great-great-great-grandparents, and so on. God made a promise to one of Jesus' great-grandfathers, Abraham. Jesus' great-grandfather Boaz was a farmer. Jesus' great-grandfather David was a king who played the harp. A great-grandmother named Rahab helped God's people get the land God promised them. God kept His promise to His people by sending Jesus to be a part of their family.

- Bible times dress-up clothes
- toy or paper crown
- illustrated children's Bible

## Transition to teach the story

To gain the attention of all the preschoolers to move them to Bible study, show the countdown video, turn the lights off and on, or clap a simple rhythm for the children to copy. When a child comes to the Bible story area, mention different names for grandparents (Grandma, Mimi, Pop Pop, Nana, Poppy). Ask boys and girls what they call their grandparents.

- countdown video (optional)

Tip: Be sensitive to family situations.

# TEACH the Story



**SESSION TITLE:** From Adam to Jesus

**BIBLE PASSAGE:** Matthew 1; Luke 3; John 1

**STORY POINT:** Jesus had a family.

**KEY PASSAGE:** John 1:1

**BIG PICTURE QUESTION:** Is Jesus God or a human? Jesus is both fully God and fully human.

## Introduce the Bible story

- Bible
- bookmark
- Giant Timeline

Place a bookmark at Matthew 1 in your Bible. Invite a preschooler to open it. Reverently display the open Bible.

**SAY** • The Bible has two parts: the Old Testament and the New Testament. We have been learning from the Old Testament, but today, we will begin learning from the New Testament. Both the Old and New Testaments are God's Word, and God's Word is true.

Point to the Bible story picture on the giant timeline.

Remind children that all the stories in the Bible fit together to tell an even bigger story. The Bible tells us the big story of how God rescues sinners through His Son, Jesus.

## Watch or tell the Bible story

- Story Point Poster
- "From Adam to Jesus" video (optional)
- Bible Story Picture Poster

Show the video or tell the Bible story using the provided storytelling tips. Use the bolded version of the Bible story for young preschoolers.

**SAY** • God kept the promises He made to Abraham and David long ago when He sent Jesus. Jesus is God's Son, but He came to earth as a human. **Jesus had a family** that included His mother, Mary, and her husband, Joseph, and many other people who lived before, like Abraham and David. Jesus rescues people from sin and makes them part of God's family.

## Practice the key passage

Place the key passage marker at John 1:1. Invite a child to open your Bible to the key passage. Read the key passage aloud. Create motions for preschoolers to use as they say the key passage. Use the key passage song video for inspiration. Say the verse a few times and guide preschoolers to remember the place in the Bible where the verse is found.

**SAY** • *The Word* in this verse is Jesus. Jesus is God's Son and has always existed. Jesus existed even before He was born and had an earthly family.

Sing the key passage song, "In the Beginning," and the theme song, "He Came Into the World."

- Bible
- Key Passage Marker
- Key Passage Poster
- "In the Beginning (John 1:1)" song
- "He Came Into the World" song

## Learn the big picture question

**SAY** • Our key passage John 1:1 tells us Jesus is God. Because of people's sin, God planned for Jesus to come to earth as a human. Because Jesus became human, He knows what it is like for us to be human, but Jesus never sinned. *Is Jesus God or a human? Jesus is both fully God and fully human.*

- Big Picture Question Poster



## Missions moment

**SAY** • Jesus had a family who loved Him very much. There are families all over the world, but not everyone loves Jesus. We can learn about people in other places and pray for them to love Jesus, too. Let's learn about the people in a city called São Paulo, Brazil.

Show the "São Paulo Presents" missions video. Invite preschoolers to move in place to the music.

- "São Paulo Presents" video

## Pray and transition to experience the story

# EXPERIENCE The Story



**SESSION TITLE:** From Adam to Jesus

**BIBLE PASSAGE:** Matthew 1; Luke 3; John 1

**STORY POINT:** Jesus had a family.

**KEY PASSAGE:** John 1:1

**BIG PICTURE QUESTION:** Is Jesus God or a human? Jesus is both fully God and fully human.

## LOW PREP

• ball

### Say your name

Gather preschoolers and sit in a circle. Roll a ball to a child and ask him to say his name. Roll the ball to another child and continue introducing boys and girls to one another. Alter the game by saying a child's name before rolling the ball to her. Mention that there were many people with many different names in Jesus' family. Change the game again by saying the name of a person a child remembers from the Bible as the ball is rolled.

**SAY** • We have heard Bible stories about Abraham, Jacob, Ruth, and Solomon. These real people were all part of Jesus' family. Zerubbabel, who led God's people back to Jerusalem, was in Jesus' family too. **Jesus had a family** of many people who loved God and followed Him.

### Make a family necklace

• foam sheets  
• scissors (adult use)  
• plastic straws  
• hole punch  
• marker  
• yarn

Cut foam sheets into different shapes, about two inches wide. Cut straws into 1 or 2-inch pieces. Punch a hole in the top of each shape. Give a preschooler a marker and ask him to draw a picture of a person in his family on a shape. Talk about family members as preschoolers draw. Help a child string the foam and straw pieces onto yarn and tie to secure.

**SAY** • Families are a good gift from God. All our families are different. Jesus had a big family that was different than yours and mine. He had His mother, Mary, and Joseph, who raised Jesus as his Son. Some of Jesus' other family members were Abraham and King David. God kept His promise to them when He sent Jesus to rescue people from sin.

## Create a Bible mural

Hang a large sheet of paper on a wall at a child's eye level. Talk about some of the Old Testament stories that include people who were part of Jesus' family. Use the giant timeline or the small group timeline to show preschoolers Bible story pictures for those stories. Encourage boys and girls to draw what happened in a few of the Bible stories on the paper on the wall to create a mural. Consider playing the key passage song as boys and girls create.

**SAY** • Our key passage reminds us that Jesus was with God in the beginning, but Jesus also is God. Jesus is like no one else. He is God, and He became human. ***Is Jesus God or a human? Jesus is both fully God and fully human.*** He came to rescue people from sin so they can become part of God's family.

- large sheet of paper
- tape
- Giant Timeline or Small Group Timeline
- crayons and markers
- "In the Beginning (John 1:1)" song (optional)

Option: Cut out people from Jesus' family from Bible story picture posters from past sessions for preschoolers to glue on the mural.

## Decide human or not human

Before the session, mark a Bible at the key passage. Print and cut apart the "Human or Not Human Cards." Mix up the cards. Talk about what it means to be human. Guide discussion. Show a card and consider whether the picture represents something that is human or not human. Suggest children hold their thumbs up or down as they consider each image. A child might also enjoy looking at the cards

- "Human or Not-Human Cards" printable
- Bible
- scissors (adult use)

and sorting them into human or not human piles. Mention some of the similarities and differences between people and animals.

**SAY** • God created all living things, but the Bible says He made people to be different from animals. God made people in His image, which makes us unique and special. Animals were not created in God's image. Our key passage reminds us that Jesus was with God when everything in the world was created. No one created Jesus. John 1:1 even says that Jesus and God are the same. ***Is Jesus God or a human?*** When Jesus came to be born, He was still God but He became a baby human also. ***Jesus is both fully God and fully human.***



## Visit Brazil

• "Brazil" printable  
• tape

Print the "Brazil" pictures and hang them around the room. Invite preschoolers to walk around the room and "visit" the sites of Brazil. Ask children what they see and where they would like to visit most. Read the captions aloud.

**SAY** • Brazil looks like a great place to visit! Missionaries go to Brazil to tell people that Jesus rescues people from sin and makes them part of God's family. We can thank God for missionaries. Let's pray for Brazil and also thank God for missionaries who go around the world sharing the good news with others.

## Snack and review

Play the countdown video to signal the end of activities. Wash hands and gather preschoolers for snack time. Pray, thanking God for the snack.

Serve pretzel sticks and miniature marshmallows for snack. Show how to press the pretzel into the marshmallows to build a person. Suggest a child make different people in his family. Continue the discussion about families and remind preschoolers that **Jesus had a family**.

Show the Bible story picture as you ask the following questions. Retell parts of the Bible story as needed.

1. Who is God's Son? (*Jesus*)
2. Who made Jesus? (*no one; He has always existed*)
3. Was Jesus' family big or small? (*It was very big. The Israelites, God's people, were Jesus' family.*)
4. Tell me a few people you remember from Jesus' family. (*Adam, Eve, Abraham, King David, many kings, Mary, Joseph*)
5. Who was the one God promised to send to save people from sin? (*Jesus*)
6. ***Is Jesus God or a human? Jesus is both fully God and fully human.***

## Transition

When preschoolers finish their snack, they may color the Bible story coloring page, play a simple game to practice the key passage or big picture question, or sing along to the key passage or theme song.

If parents are picking up their children at this time, tell them something that their child enjoyed doing or did well during the session. Distribute the preschool big picture cards for families.

- countdown video (optional)
- Allergy Alert
- paper cups and napkins
- snack food
- Bible Story Picture Poster
- Big Picture Question Poster
- pretzel sticks (optional)
- miniature marshmallows (optional)

- Bible Story Coloring Page
- crayons
- Key Passage Poster
- Big Picture Question Poster
- "In the Beginning (John 1:1)" song
- "He Came Into the World" song
- Big Picture Cards for Families: Babies, Toddlers, and Preschoolers



Use Week of:

## Unit 19 • Session 2

# John Was Born

### BIBLE PASSAGE:

Luke 1

### STORY POINT:

John was born to get people ready for Jesus.

### KEY PASSAGE:

John 1:1

### BIG PICTURE QUESTION:

Is Jesus God or a human? Jesus is both fully God and fully human.

**INTRODUCE THE STORY**  
(15–20 MINUTES)  
**PAGE 18**



**TEACH THE STORY**  
(10–15 MINUTES)  
**PAGE 20**



**EXPERIENCE THE STORY**  
(20–25 MINUTES)  
**PAGE 22**



Additional resources are available at [gospelproject.com](http://gospelproject.com).

For free training and session-by-session help, visit [MinistryGrid.com/gospelproject](http://MinistryGrid.com/gospelproject).

## LEADER Bible Study

Some of the last words of the Lord recorded in the Old Testament are found in Malachi 4: “Look, I am going to send you the prophet Elijah ... he will turn the hearts of fathers to their children and the hearts of children to their fathers” (vv. 5-6). The Book of Malachi was written more than 400 years before Jesus was born. For centuries, God’s people did not hear from Him. They were back in their homeland but were subject to other ruling nations. Eventually, the Romans took over.

The Roman emperor installed Herod as a leader over Judea and surrounding regions such as Samaria and Galilee. To gain the people’s favor, King Herod replaced Zerubbabel’s temple in Jerusalem with a beautiful marble temple constructed by 10,000 workers. This was the temple in which Zechariah, a priest from the family of Abijah, served the Lord. This was the temple in which God, through the angel Gabriel, broke His silence after so many years.

Zechariah and his wife, Elizabeth, were both “righteous in God’s sight” (Luke 1:6), living by faith in God’s promise to send a Messiah. Like Abraham and Sarah in Genesis 18, they were getting along in years and did not have any children. Elizabeth’s barrenness was a point of disgrace for her among the community (Luke 1:25) and God graciously answered this couple’s prayers.

An angel appeared to Zechariah in the temple sanctuary and delivered good news: “Your prayer has been heard. Your wife Elizabeth will bear a son.” Echoing Malachi’s prophecy, the angel declared this son would “turn the hearts of fathers to their children” (Luke 1:17)

For his doubting, Zechariah was rendered mute until the promise came to pass. When John was born, Zechariah could speak again. He praised God and prophesied. John was born to prepare the way for Jesus. John would point people to Jesus, the Savior God promised.

# The **BIBLE** Story

## John Was Born

*Luke 1*

**Zechariah and his wife, Elizabeth, did not have any children.** They loved God, and **Zechariah was a priest.** Two times a year, Zechariah went to Jerusalem to serve in the temple.

Many priests worked in the temple. **One day,** Zechariah was chosen to do a special job. People were praying outside, and **Zechariah went inside the temple.** Suddenly, an angel of the **Lord appeared.** Zechariah was afraid!

“Do not be afraid,” the angel said. “God heard your prayer. Your wife will have a son named John. God’s Spirit will be with Him.” The angel said that John would get people ready for the Messiah to come.

“How can I know this will happen?” Zechariah asked. “I am old, and my wife is old.”

The angel said, “God sent me to tell you this good news. Because you did not believe my words, you will not be able to speak until these things happen.”

**Zechariah left the temple, and he could not talk.** He went home to **Elizabeth.** She became pregnant and gave birth to a son. Her neighbors and relatives were very happy.

**Zechariah and Elizabeth named their son John.** Finally,



**Zechariah could speak again. He praised God. God's Spirit was with John. Zechariah told the people God's words: "God has come to help His people. He will save us through David's family. He will rescue us from our enemies." Then he spoke to John: "You will be called a prophet of the Most High. You will go before the Lord to prepare the way for Him."**

The time had come. God was going to bring His light into the dark world. Peace was coming for God's people.

**John grew up and lived in the wilderness until God told him to get the people ready for Jesus.**

*Christ Connection: When Zechariah believed God's word, he praised God. Zechariah's son, John, was born to get people ready for Jesus. People would praise God for keeping His promise to send the Savior.*

## **Bible Storytelling Tips**

- **Change voices:** As you read the story, change voices and body positions to go along with the Bible people.
- **Make it a monologue:** Invite an older male to dress in Bible times clothing and tell the Bible story from the perspective of Zechariah.

# INTRODUCE the Story



**SESSION TITLE:** John Was Born

**BIBLE PASSAGE:** Luke 1

**STORY POINT:** John was born to get people ready for Jesus.

**KEY PASSAGE:** John 1:1

**BIG PICTURE QUESTION:** Is Jesus God or a human? Jesus is both fully God and fully human.

## Welcome time

- “He Came Into the World” song
- offering basket
- Allergy Alert
- favorite toys related to the Bible story theme

Play a theme song in the background as you greet preschoolers and follow your church’s security procedures. Set an offering basket near the door to collect at an appropriate time. Post an allergy alert, if necessary. Set out a few favorite theme-related toys, such as puzzles and blocks.

## Activity page

- “Finish the Pattern” activity page, 1 per child
- crayons or markers

Invite preschoolers to circle what comes next in each row.  
**SAY** • Shortly before Jesus was born, God planned for another baby to be born. Today we will hear how God told a priest named Zechariah that he and his wife, Elizabeth, would have a baby named John who would get people ready for Jesus.

## LOW PREP

- worship songs
- “He Came Into the World” song (optional)

## Make up a worship dance

Play worship music about Jesus. Point out the name *Jesus* each time it is sung. Suggest preschoolers think about Jesus as they sway back and forth to the beat of the music. Turn in circles, clap hands, or create unique movements as the music plays. Invite a volunteer to perform his or her dance for Jesus in front of the group.

**SAY** • Listen to the words that are being sung. The singers are praising God, and when we think about Jesus

when we move, we are worshipping Him too. In today's Bible story, an angel told Zechariah he would have a son named John. John's job would be to get people ready for Jesus. When John was born, Zechariah praised God.

## Write on a dry erase board

Give a small dry erase board and dry erase marker to a child. Suggest she draw or print letters on the board. Open the Bible to Luke 1 and point to the name *John*. Challenge an older child to copy John's name on the board.

**SAY** • Zechariah and Elizabeth were old, and they had no children. When an angel appeared to Zechariah and told him that Elizabeth would have a baby, Zechariah did not believe it. After he saw the angel, Zechariah could not speak until after baby John was born. The Bible says when the people asked what the baby's name was, Zechariah wrote *John* on a writing tablet.

- small dry erase boards
- dry erase markers
- erasers
- Bible

## Transition to teach the story

To gain the attention of all the preschoolers to move them to Bible study, show the countdown video, turn the lights off and on, or clap a simple rhythm for the children to copy. Tell preschoolers to pretend they cannot speak by placing their hands over their mouths as they move to the Bible study area.

- countdown video (optional)

# TEACH the Story



**SESSION TITLE:** John Was Born

**BIBLE PASSAGE:** Luke 1

**STORY POINT:** John was born to get people ready for Jesus.

**KEY PASSAGE:** John 1:1

**BIG PICTURE QUESTION:** Is Jesus God or a human? Jesus is both fully God and fully human.

## Introduce the Bible story

- Bible
- bookmark
- Giant Timeline

Place a bookmark at Luke 1 in your Bible. Invite a preschooler to open it. Reverently display the open Bible.

**SAY** • Today's Bible story is from the New Testament Book of Luke. Luke is the third book in the New Testament. Let's say the names of the first three books of the New Testament: Matthew; Mark; Luke.

Point to the Bible story picture on the giant timeline. Remind children that all the stories in the Bible fit together to tell an even bigger story. The Bible tells us the big story of how God rescues sinners through His Son, Jesus.

## Watch or tell the Bible story

- Story Point Poster
- "John Was Born" video (optional)
- Bible Story Picture Poster

Show the video or tell the Bible story using the provided storytelling tips. Use the bolded version of the Bible story for young preschoolers.

**SAY** • God gave Zechariah and Elizabeth a son. Even better, their son would get people ready for the most important Son to ever be born—Jesus. **John was born to get people ready for Jesus.** The time had come. God was going to bring His light into the dark world. Peace was coming for God's people. People would praise God for keeping His promise to send the Savior.

## Practice the key passage

Print the words *beginning*, *Word*, and *God* on index cards. Place the key passage marker at John 1:1. Invite a child to open your Bible to the key passage. Read the key passage aloud. Say the verse and hold up the corresponding index card for each word as it is spoken. Next, lead children in saying the verse but pause and hold up the card instead of saying the word when you come to it. Encourage children to say the word on the card.

**SAY** • Good job saying these words. Our key passage says Jesus is *the* Word. Jesus was with God in the beginning, but He is also God at the same time. Sing the key passage song, “In the Beginning,” and the theme song, “He Came Into the World.”

- index cards
- marker
- Bible
- Key Passage Marker
- Key Passage Poster
- “In the Beginning (John 1:1)” song
- “He Came Into the World” song

## Learn the big picture question

**SAY** • Jesus and God are the same, but Jesus was born as a human. ***Is Jesus God or a human? Jesus is both fully God and fully human.*** God knew we needed Him to become one of us to save us from sin, so God came to earth in the form of a baby.

- Big Picture Question Poster



## Missions moment

**SAY** • Like **John was born to get people ready for Jesus**, missionaries get people ready to trust in Jesus to save them from sin. Last week, we learned about the people in a city called São Paulo, Brazil. Let’s watch another video about missionaries in Brazil. Play the “Relentless Love (Part 1)” video, then pray for Brandi, Amanda, and other believers in Brazil.

- “Relentless Love (Part 1)” video

## Pray and transition to experience the story

# EXPERIENCE the Story



**SESSION TITLE:** John Was Born

**BIBLE PASSAGE:** Luke 1

**STORY POINT:** John was born to get people ready for Jesus.

**KEY PASSAGE:** John 1:1

**BIG PICTURE QUESTION:** Is Jesus God or a human? Jesus is both fully God and fully human.

## LOW PREP

· painter's tape

### Prepare the way

Give preschoolers a roll of painter's tape. Ask them to work together to create a taped path on the floor for people to follow. Help children pull and tear the tape and compliment their attempts to prepare a path for other people. When children have prepared the path, walk on it. Invite friends to join you. Challenge a child to walk backwards or hop on one foot along the path.

**SAY** • You got the path ready for me to walk on. An angel of the Lord told Zechariah that his son, John, would be the one to get people ready for Jesus. The people had waited for many years for Jesus, and the time was almost here for Him to come. **John was born to get people ready for Jesus.** Zechariah praised God because he knew that John would be part of God's plan to send the Savior, Jesus.

### Reverse charades

· "Charades" printable  
· scissors (adult use)

Print and cut apart the "Charades" cards. Gather boys and girls together and ask a child to volunteer to stand and face the group. Show the group one of the cards, being careful that the volunteer does not see it. Instruct preschoolers to act out the item pictured without using words. Everyone should be moving simultaneously, trying to mimic the

pictured item while the volunteer guesses. Continue playing with a new volunteer each time.

**SAY** • When you moved your body so your friend would guess the word *guitar*, you used your hands to pretend make music, but you did not speak. In today's Bible story, the angel told Zechariah that he would not be able to speak because he did not believe the angel when he said that Elizabeth would have a baby. After baby John was born, Zechariah spoke and praised God because Jesus would be born soon. Zechariah understood that God would keep His promise to send a Savior. *Is Jesus God or a human? Jesus is both fully God and fully human.*

## Build a baby bed

Place a doll and baby blanket in the blocks area. Suggest boys and girls arrange the blocks and cardboard pieces to build a baby bed. Show pictures of a crib or a bassinet on a tablet or smartphone. Help a child stack blocks upright around the bed. Arrange the blanket to give the baby a place to rest.

- blocks or cardboard pieces
- doll
- baby blanket
- electronic tablet or smartphone

**SAY** • An angel of the Lord appeared to Zechariah while he was at the temple. Zechariah learned that even though he and Elizabeth were old, she would have a special baby named John. **John was born to get people ready for Jesus.** John grew up and lived in the wilderness until God told him it was time to get the people ready for Jesus.

- Bible
- index cards
- markers
- washable ink pad
- rubber letter stamps
- paper

## Stamp letters and words

Print Bible story-related words onto index cards. Read a word and help a child select the letters that spell the word.

Demonstrate how to press the stamp into the ink and touch it to the paper. Print a child's name on a card and challenge her to spell her own name as well. Recall parts of the Bible story as children create. Open the Bible to John 1:1 and Luke 1. Point to words that a preschooler is spelling.

**SAY** • You spelled the word *Jesus*. God kept His promise when He sent Jesus to be born. Jesus is God, but when He was born, He was also a baby. ***Is Jesus God or a human? Jesus is both fully God and fully human.*** Jesus had all the power that God has, but He was also a baby boy who grew up to be a man who would take the punishment for people's sins.



## Mix rice and beans

Post an allergy alert. Explain to preschoolers that rice and beans is a very popular meal to eat in Brazil. Many people eat rice and beans every day, even for breakfast. Invite preschoolers to pretend to make rice and beans by stirring the dried ingredients into a bowl. Remind them that the dried rice and beans cannot be eaten, but children can feel the ingredients with their fingers.

**SAY** • Missionaries in Brazil learn to eat this food and eat other foods that are popular. They make their home in Brazil so that they can tell people about Jesus. Zechariah's son, **John, was born to get people ready for Jesus.** God wants all people, including people who live in Brazil, to know that He sent His Son, Jesus, to be the Savior of the world.

- Allergy Alert
- uncooked rice
- uncooked black beans
- bowls
- spoons

Tip: You may also prepare rice and beans before class for tasting.

## Snack and review

Play the countdown video to signal the end of activities. Wash hands and gather preschoolers for snack time. Pray, thanking God for the snack.

Serve cheese singles for snack. Show a child how to press an angel-shaped cookie cutter through the cheese to create an angel shape. Mention that an angel told Zechariah that he would have a son named John who would get people ready for the Messiah to come.

Show the Bible story picture as you ask the following questions. Retell parts of the Bible story as needed.

1. Who appeared to Zechariah at the temple? (*an angel*)
2. What did the angel tell Zechariah? (*Elizabeth, Zechariah's wife, would have a son named John.*)
3. Why didn't Zechariah believe the angel at first? (*Zechariah and Elizabeth were both very old.*)
4. Why did God make Zechariah unable to talk until John was born? (*Because he did not believe the angel.*)
5. Why was John born? (**John was born to get people ready for Jesus.**)
6. ***Is Jesus God or a human? Jesus is both fully God and fully human.***

## Transition

When preschoolers finish their snack, they may color the Bible story coloring page, play a simple game to practice the key passage or big picture question, or sing along to the key passage or theme song.

If parents are picking up their children at this time, tell them something that their child enjoyed doing or did well during the session. Distribute the preschool big picture cards for families.

- countdown video (optional)
- Allergy Alert
- paper cups and napkins
- snack food
- Bible Story Picture Poster
- Big Picture Question Poster
- cheese singles (optional)
- angel-shaped cookie cutters (optional)

- Bible Story Coloring Page
- crayons
- Key Passage Poster
- Big Picture Question Poster
- "In the Beginning (John 1:1)" song
- "He Came Into the World" song
- Big Picture Cards for Families: Babies, Toddlers, and Preschoolers



Use Week of:

## Unit 19 • Session 3

# Jesus Was Born

### BIBLE PASSAGE:

Luke 2

### STORY POINT:

Jesus was born to rescue people from sin.

### KEY PASSAGE:

John 1:1

### BIG PICTURE QUESTION:

Is Jesus God or a human? Jesus is both fully God and fully human.

**INTRODUCE THE STORY**  
(15–20 MINUTES)  
**PAGE 30**



**TEACH THE STORY**  
(10–15 MINUTES)  
**PAGE 32**



**EXPERIENCE THE STORY**  
(20–25 MINUTES)  
**PAGE 34**



Additional resources are available at [gospelproject.com](http://gospelproject.com).

For free training and session-by-session help, visit [MinistryGrid.com/gospelproject](http://MinistryGrid.com/gospelproject).

## LEADER Bible Study

After the angel Gabriel appeared to Zechariah and predicted the birth of John—the forerunner of the Messiah—he appeared to Mary and predicted that she too would have a baby. This baby would be named Jesus, and He would be God’s Son. “He will be great and will be called the Son of the Most High ... His kingdom will have no end,” Gabriel said. (See Luke 1:32-33.) Mary visited Zechariah and his wife, Elizabeth, who was pregnant with John. Inside the womb, John leaped for joy in the presence of Mary’s unborn baby.

Mary and Joseph lived in Nazareth. When Caesar Augustus called for a census, they traveled to Bethlehem—the very place the Messiah was prophesied to be born. (Micah 5:2) There, in a stable, God the Son entered the world as a baby.

3

Imagine the shepherds’ surprise when an angel of the Lord suddenly appeared. The Bible says that they were terrified! But the angel brought them good news: “Today in the city of David a Savior was born for you, who is the Messiah, the Lord” (Luke 2:11). This Savior—the long-awaited deliverer and redeemer—had come.

Not only did Jesus come into the world as the Savior, He came as our King. Some time after Jesus’ birth, wise men came to worship Jesus. They brought Him gifts suitable for a king—gold, frankincense, and myrrh. Jesus is the King who will rule forever, just as God promised King David. (See 2 Sam. 7.)

When you share this story with preschoolers, remind them that Jesus came because we needed Him. The purpose of Jesus’ birth was twofold: to bring glory to God and to make peace between God and those who trust in Jesus’ death and resurrection. Celebrating the birth of Jesus is about rejoicing over the greatest gift we could ever receive. God’s own Son came to earth to be our Savior and our King.

# The BIBLE Story

## Jesus Was Born

*Luke 2*

Mary and Joseph lived in the town of Nazareth. **When Mary was pregnant with Baby Jesus**, a ruler named Caesar Augustus wanted a list of all the people who were living in the land. He sent out an order:

“Everyone must return to his hometown to be counted!” Since

**Joseph** was part of King David’s family, he **and Mary traveled to Bethlehem**, the city of David.

While **they** were there, Mary was ready to have her baby. Mary and Joseph **looked for a safe place to stay, but every place was full. So Mary and Joseph found a place where animals were kept, and that is where Mary had her baby. Joseph named the baby Jesus. Mary wrapped Him in cloth and laid Him in a manger.**

That night, some shepherds were watching their sheep out in the fields. All of a sudden, an angel stood before them. A bright light shone around the shepherds, and they were scared!

But **the angel said**, “Do not be afraid! I have good news for you: **Today a Savior, who is the Messiah and the Lord, was born for you** in the city of David.” Then the angel said, “Go find the baby. He will be wrapped in cloth and lying in a manger.”



**Suddenly, many angels appeared. They praised God and said, “Glory to God in the highest heaven, and peace on earth to people He favors!”**

When the angels left, **the shepherds hurried to Bethlehem to find Baby Jesus. They found Him, and then they told others about Him. Everyone who heard about Jesus was surprised and amazed.** Jesus’ mother, Mary, thought about everything that happened and tried to understand it. The shepherds went back to their fields. They praised God because **everything had happened just like the angel had said.**

*Christ Connection: Jesus was born! This was very good news! Jesus was not like other babies. Jesus is God’s Son. God sent Jesus to earth from heaven. Jesus came into the world to rescue people from their sins.*

## **Bible Storytelling Tips**

- **Tell the story with manger scene figures:** Use the figures from a manger scene set as you tell the Bible story.
- **Dress up and play out:** Provide Bible times clothes and allow children to dress up. Assign roles and lead preschoolers to play out the Bible story as you tell it.

# INTRODUCE the Story



**SESSION TITLE:** Jesus Was Born

**BIBLE PASSAGE:** Luke 2

**STORY POINT:** Jesus was born to rescue people from sin.

**KEY PASSAGE:** John 1:1

**BIG PICTURE QUESTION:** Is Jesus God or a human? Jesus is both fully God and fully human.

## Welcome time

- “He Came Into the World” song
- offering basket
- Allergy Alert
- favorite toys related to the Bible story theme

Play a theme song in the background as you greet preschoolers and follow your church’s security procedures. Set an offering basket near the door to collect at an appropriate time. Post an allergy alert, if necessary. Set out a few favorite theme-related toys, such as puzzles and blocks.

## Activity page

- “Find What Is Hiding” activity page, 1 per child
- crayons or markers

Invite preschoolers to use the key to find and circle the hidden items.

**SAY** • This picture shows what the place where Jesus was born may have looked like. In today’s Bible story, we will hear why Jesus was born in a place where animals were kept. We will also hear the good news about why God sent Jesus from heaven to earth.

## LOW PREP

- paper
- classroom objects

## Count items

Gather several sheets of paper and invite a child to count to discover how many pieces of paper there are. Suggest children count other items in the classroom. Count crayons or pairs of scissors. Count books on a shelf or chairs in the classroom. Count Bibles or blocks. Suggest a child count the boys and girls who have come to class.

**SAY** • When Mary was pregnant with Baby Jesus, the

ruler wanted to know how many people were in his kingdom, so he made everyone travel to his hometown to be counted. Mary and Joseph traveled to Bethlehem. Listen to the Bible story to hear what happened while they were in Bethlehem.

## Collage baby gift wrap

Cut baby-themed wrapping paper into 1-inch pieces. Provide art paper and glue sticks. Show a child how to rub the glue on the paper and attach a piece of gift wrap. Search illustrated Bibles for pictures depicting Jesus' birth or work. nativity-themed puzzles.

**SAY** • These paper pieces make me think of a new baby. In today's Bible story, we will hear about the birth of the most important baby ever born—Baby Jesus! Jesus was not like other babies. Jesus is God's Son. God sent Jesus to earth from heaven. Jesus came into the world to rescue people from their sins. Listen to the story to hear where God's Son was born.

- baby-themed gift wrap
- scissors (adult use)
- glue sticks
- paper
- illustrated Bibles
- nativity-themed puzzles (optional)

## Transition to teach the story

To gain the attention of all the preschoolers to move them to Bible study, show the countdown video, turn the lights off and on, or clap a simple rhythm for the children to copy. Give each child two craft sticks and play a Christmas hymn. Show boys and girls how to tap the sticks together as they make their way to Bible study.

- countdown video (optional)

# TEACH the Story



**SESSION TITLE:** Jesus Was Born

**BIBLE PASSAGE:** Luke 2

**STORY POINT:** Jesus was born to rescue people from sin.

**KEY PASSAGE:** John 1:1

**BIG PICTURE QUESTION:** Is Jesus God or a human? Jesus is both fully God and fully human.

## Introduce the Bible story

- Bible
- bookmark
- Giant Timeline

Place a bookmark at Luke 2 in your Bible. Invite a preschooler to open it. Reverently display the open Bible.

**SAY** • The Book of Luke is where we find today's Bible story. Luke is one of four books of the Bible called the Gospels. The Gospels of Matthew, Mark, Luke, and John all tell about when God sent Jesus to earth from heaven. Like all the stories in all the books of the Bible, this story is true!

Point to the Bible story picture on the giant timeline. Remind children that all the stories in the Bible fit together to tell an even bigger story. The Bible tells us the big story of how God rescues sinners through His Son, Jesus.

## Watch or tell the Bible story

- Story Point Poster
- "Jesus Was Born" video (optional)
- Bible Story Picture Poster

Show the video or tell the Bible story using the provided storytelling tips. Use the bolded version of the Bible story for young preschoolers.

**SAY** • God planned all along to send His Son to earth as a human baby. God knew His people would sin and need to be rescued. **Jesus was born to rescue people from sin.** Jesus lived a sinless life on earth. He kept God's law perfectly, so that one day He could take the punishment we deserve for our sin.

## Practice the key passage

Place the key passage marker at John 1:1. Invite a child to open your Bible to the key passage. Read the key passage aloud. Invite preschoolers to say the key passage using the motions you created in session one.

**SAY** • John begins with the same three words as the Book of Genesis: “in the beginning.” *The Word* is Jesus. Jesus was with God when the world was made, and Jesus came to live on earth to rescue people from sin.

Sing the key passage song, “In the Beginning,” and the theme song, “He Came Into the World.”

- Bible
- Key Passage Marker
- Key Passage Poster
- “In the Beginning (John 1:1)” song
- “He Came Into the World” song

## Learn the big picture question

**SAY** • When Baby Jesus was born in Bethlehem, God the Son came from heaven to earth to live with His people. Even though He was God, Jesus got hungry and cried. His mother Mary probably rocked Jesus to sleep and sang to Him. *Is Jesus God or a human? Jesus is both fully God and fully human.*

- Big Picture Question Poster



## Missions moment

Invite preschoolers to pretend to be missionaries visiting a new city while you pretend to be their new friend from Brazil. Pretend to show them the sites of Brazil, as you show them the “Brazil” photos and read the captions.

**SAY** • Missionaries make friends so that they can tell people **Jesus was born to rescue them from sin.**

Pray for God to provide friends to missionaries around the world.

- “Brazil” printable

## Pray and transition to experience the story

# EXPERIENCE the Story



**SESSION TITLE:** Jesus Was Born

**BIBLE PASSAGE:** Luke 2

**STORY POINT:** Jesus was born to rescue people from sin.

**KEY PASSAGE:** John 1:1

**BIG PICTURE QUESTION:** Is Jesus God or a human? Jesus is both fully God and fully human.

## LOW PREP

- baby doll
- illustrated Bibles

### Find the baby

Ask boys and girls to cover their eyes while you hide a doll in the classroom. Allow children to search until they find the baby. Alter the game by allowing a child to hide the doll or by adding additional dolls. Hide and find illustrated Bibles; look at a picture depicting Jesus' birth. Recall parts of the Bible story. Remind preschoolers that the angel told the shepherds to go to Bethlehem to find Baby Jesus.

**SAY** • The shepherds were watching the sheep one night when they were surprised by an angel. The angel told them the Savior had been born. The shepherds went to Bethlehem and found the Baby lying in a manger wrapped in cloth. Baby **Jesus was born to rescue people from sin**, just as God promised. Everyone who heard the shepherd's news was surprised and amazed.

### Paint with jingle bell brushes

- chenille craft stems
- large jingle bells
- chunky-handled paintbrushes
- smocks
- washable paint
- foam plates
- Christmas songs

Thread a few large bells onto a chenille stem. Wrap the stem around the end of a chunky-handled paintbrush. Assemble a paintbrush with bells for each preschooler. Put a smock on each child. Squirt washable paint onto foam plates. Give each preschooler a sheet of paper. Show a child how to dip the brush in paint and decorate his paper. Play Christmas

hymns as children work and listen for the bells to jingle as a child creates.

**SAY** • The sound of jingle bells reminds me of Christmas, when we celebrate the time when God sent Jesus to earth. *Is Jesus God or a human?* As a baby, Jesus got tired and took naps, but He also did things no one else could do because *Jesus is both fully God and fully human.*

## Shine a light

Write each word of the story point on index cards and randomly tape them around the room. Provide flashlights for boys and girls to shine. Dim the lights and guide children to shine flashlights at each word of the story point in order. Continue shining lights on each word, increasing your speed each time. Recall the Bible story as children play. Suggest a child shine a light on other items in the classroom. Open a Bible and shine a light on John 1:1. Read it.

- index cards
- markers
- tape
- flashlights
- Bible
- Key Passage Marker

**SAY** • Our key passage tells us that Jesus is God. Jesus is God's Word come down to earth. Jesus' birth was very good news! Jesus was not like other babies. Jesus is God the Son. God sent Jesus to earth from heaven. **Jesus was born to rescue people from sin.**

## Play out the story with a manger scene

Set out a nonbreakable manger scene. Invite preschoolers to use blocks to build the scene. Guide preschoolers to play out the Bible story with the manger scene figures.

- nonbreakable manger scene
- blocks

**SAY** • How surprised the shepherds must have been when an angel told them a Savior had been born! They found His mother, Mary, and Baby Jesus. He was

wrapped in cloth and lying in a manger. Jesus left heaven and became a baby boy who had a family. *Is Jesus God or a human* like you and me? *Jesus is both fully God and fully human.* The shepherds were surprised and amazed, and the angels praised God.



## Make clay sheep

- waxed paper
- modeling clay
- craft sticks

Give each preschooler a lump of clay on a sheet of waxed paper. Invite preschoolers to form a sheep from their clay. Offer craft sticks for preschoolers to use for shaping their clay. As children work, remind them that the shepherds were taking care of their sheep when an angel appeared to them. If preschoolers prefer, allow them to mold other things besides sheep, like bowls, flowers, or other animals. Set completed clay work aside to dry.

**SAY** • Arts and crafts are very popular in Brazil. Many artists enjoy painting, making things out of clay, weaving baskets, and making colorful jewelry. Missionaries enjoy meeting the artists and telling them about Jesus. God wants people all over the world to know that **Jesus was born to rescue people from sin**, including artists in Brazil. Let's pray for them now.

## Snack and review

Play the countdown video to signal the end of activities. Wash hands and gather preschoolers for snack time. Pray, thanking God for the snack.

Serve sugar cookies with frosting and sprinkles as snack. Show a child how to spread frosting on her cookie with a craft stick. Guide a child to add red or green sprinkles to the top. Mention that today's snack is often served at Christmas, the time when we celebrate that Jesus, God's Son, was born. Remind preschoolers that **Jesus was born to rescue people from sin.**

Show the Bible story picture as you ask the following questions. Retell parts of the Bible story as needed.

1. Where did Joseph and Mary travel when she was pregnant with Baby Jesus? (*to Bethlehem*)
2. Where did Joseph and Mary stay in Bethlehem? (*in a place where animals were kept*)
3. Who appeared to the shepherds? (*an angel, angels*)
4. What was the angel's message? (*Today a Savior was born for you. Go find the baby.*)
5. ***Is Jesus God or a human? Jesus is both fully God and fully human.***

## Transition

When preschoolers finish their snack, they may color the Bible story coloring page, play a simple game to practice the key passage or big picture question, or sing along to the key passage or theme song.

If parents are picking up their children at this time, tell them something that their child enjoyed doing or did well during the session. Distribute the preschool big picture cards for families.

- countdown video (optional)
- Allergy Alert
- paper cups and napkins
- snack food
- Bible Story Picture Poster
- Big Picture Question Poster
- sugar cookies (optional)
- frosting (optional)
- red and green sprinkles (optional)
- craft sticks (optional)

- Bible Story Coloring Page
- crayons
- Key Passage Poster
- Big Picture Question Poster
- "In the Beginning (John 1:1)" song
- "He Came Into the World" song
- Big Picture Cards for Families: Babies, Toddlers, and Preschoolers



Use Week of:

## Unit 19 • Session 4

# Jesus Was Dedicated

### BIBLE PASSAGE:

Luke 2

### STORY POINT:

Simeon and Anna worshiped Jesus.

### KEY PASSAGE:

John 1:1

### BIG PICTURE QUESTION:

Is Jesus God or a human? Jesus is both fully God and fully human.

**INTRODUCE THE STORY**  
(15–20 MINUTES)  
**PAGE 42**



**TEACH THE STORY**  
(10–15 MINUTES)  
**PAGE 44**



**EXPERIENCE THE STORY**  
(20–25 MINUTES)  
**PAGE 46**



Additional resources are available at [gospelproject.com](http://gospelproject.com).

For free training and session-by-session help, visit [MinistryGrid.com/gospelproject](http://MinistryGrid.com/gospelproject).

## LEADER Bible Study

God had chosen Mary and Joseph to be Jesus' earthly parents. Mary and Joseph named their baby Jesus, obeying God in faith that salvation had indeed come into the world. (See Matt. 1:21.) When the time came for Jesus to be dedicated and Mary to be purified, Mary and Joseph took Jesus to the temple in Jerusalem.

According to the law given to Moses, after a woman gave birth, she was "unclean" and would observe a period of purification. Then she would bring an offering to the priest. (See Lev. 12:1-6.) Jesus was about five weeks old when Mary and Joseph dedicated Him to the Lord and offered the required sacrifice.

Simeon was also at the temple that day, not by mere coincidence but by the Holy Spirit's leading. (Luke 2:27) Simeon spent His life serving the Lord and looked forward to the day when God would keep His promise to comfort Israel. (See Isa. 57:18.) God promised that Simeon would live long enough to see the Messiah. That day had finally come. Imagine his joy. At last, the Savior was here!

4

Simeon saw the baby Jesus, took Him in his arms, and praised God. Simeon expressed prophetic praise, trusting by faith that God would keep His promise through this child: "My eyes have seen your salvation" (Luke 2:30). Through Jesus, everyone would be able to see God's plan. Jesus would be a light for all the nations. He would bring honor to Israel.

Anna, a prophetess, also praised too. At well over a hundred years old, Anna began to speak about Jesus to everyone who was looking forward to God's bringing salvation to His people.

Today, we can have faith in Jesus and His finished work on the cross for our salvation. When God opens our eyes to the good news of the gospel, we can live and die in peace, for our eyes have seen His salvation. We can joyfully share this good news with others.

# The BIBLE Story

## Jesus Was Dedicated

*Luke 2*

Jesus came to earth as a baby. He was born in Bethlehem. Jesus' parents on earth were Mary and Joseph. They took care of Jesus.

One day, when Jesus was still a baby, Mary and Joseph took Jesus to the temple. The temple was the place where people went to pray and worship God. Many years before, God had given special rules to all the people of Israel. One rule was, "When a woman's

first son is born, his parents must present him to God." Another rule was that the child's parents should give an offering to God. Mary and Joseph obeyed God and brought two birds as an offering.

A man named Simeon lived in Jerusalem, and he loved God. He knew that God had promised to send someone special to save people from sin.

God had told Simeon that he would not die until he saw the Messiah who would rescue people from their sins. Simeon trusted God.

That day, God told Simeon to go to the temple. Simeon saw Jesus there, and he picked Jesus up in his arms. Simeon was so happy!

Simeon knew that Jesus was special. Simeon praised God. He prayed, "God, I am ready to die. You kept Your promise, and I have seen the One who will save people from sin."



Mary and Joseph heard Simeon say those important words. Jesus was going to save people from sin! **Simeon talked to Mary and Joseph. He said being Jesus' mother would be very good, but it would be very hard.** Some people would love Jesus, but other people would not like Him at all. **Some things would happen that would make Mary very sad.**

**Another woman was in the temple, a prophetess named Anna.** Anna was very old. Anna did not have a family, so she stayed at the temple all the time and worshiped God.

Anna walked toward Simeon, Jesus, Mary, and Joseph. **When Anna saw Jesus, she thanked God.** People had been waiting a long time for God to send the special One who would save people from sin. **Anna told other people the good news: Jesus the Savior is here!**

**Mary and Joseph did everything they were supposed to do at the temple. Then they went back home. Jesus grew up, and He was strong and healthy and wise. God was happy with Jesus.**

*Christ Connection: God had promised His people that a Savior was coming. When Simeon and Anna saw Jesus, they knew He was the Savior. Jesus came to save people from sin. We can trust Jesus to save us from our sins; and like Simeon and Anna, we get to tell others the good news.*

## **Bible Storytelling Tips**

### **• Meet a real baby:**

Arrange for a mom and dad in your church to bring their baby to class. Encourage them to sit in front of the class, holding their baby as you tell the Bible story.

### **• Hold a baby doll:**

Allow a boy and girl to hold a baby doll while you tell the Bible story. When Simeon and Anna are introduced, instruct the children to carefully pass the doll to another child.

# INTRODUCE the Story



**SESSION TITLE:** Jesus Was Dedicated

**BIBLE PASSAGE:** Luke 2

**STORY POINT:** Simeon and Anna worshiped Jesus.

**KEY PASSAGE:** John 1:1

**BIG PICTURE QUESTION:** Is Jesus God or a human? Jesus is both fully God and fully human.

## Welcome time

- “He Came Into the World” song
- offering basket
- Allergy Alert
- favorite toys related to the Bible story theme

Play a theme song in the background as you greet preschoolers and follow your church’s security procedures. Set an offering basket near the door to collect at an appropriate time. Post an allergy alert, if necessary. Set out a few favorite theme-related toys, such as puzzles and blocks.

## Activity page

- “What Does Not Belong?” activity page, 1 per child
- crayons or markers

Lead children to circle what does not belong in the picture.  
**SAY** • Good job circling what does not belong. What about the cage with birds that Joseph is holding? Does that belong? *[Allow answers.]* The birds do belong! God had given His people a special rule that said when a woman’s first son is born, he must presented to God at the temple with an offering. Mary and Joseph obeyed God and brought two birds as an offering. Listen to what happened when Baby Jesus was at the temple in today’s Bible story.

## LOW PREP

- construction paper, 4 sheets in different colors
- marker
- tape
- scissors (adult use) (optional)

## Play “Which Church?”

Before the session, gather four sheets of construction paper in four different colors. Draw or cut out a basic church outline on each paper. Tape each church to a wall in different locations in the classroom. Tell preschoolers when

you close your eyes, they must move to one of the churches. Before opening your eyes, call out a color. Open your eyes to see which children chose to stand by the selected church.

**SAY** • Who brought you to church today? Jesus' earthly parents, Mary and Joseph, obeyed God by taking Jesus to the temple. While they were there, they met two people who had been waiting a long time to meet the Messiah. Listen to the Bible story to learn who these people were.

Tip: Make sure another adult leader watches children while your eyes are closed.

## Make a sticky mural

Remove the backing from a large sheet of clear contact plastic. Attach the plastic, sticky side out, to a wall at children's height by taping the corners to the wall. Set out magazines and catalogs. Encourage preschoolers to cut out pictures of people, both young and old. Guide children to attach people to the sticky paper.

- clear contact plastic
- scissors (adult use)
- tape
- blunt-tipped scissors
- magazines or catalogs

**SAY** • Sometimes when people get old, their hair turns gray or it might begin to fall out. In today's Bible story, a man named Simeon was old. God promised Simeon that he would not die until he saw the Messiah, the One who would rescue people from their sins. A woman named Anna had also been waiting a long time to see the Messiah. Listen to the Bible story to hear about when Simeon and Anna saw Baby Jesus.

Tip: Cut out the people pictures before the session for younger preschoolers.

## Transition to teach the story

To gain the attention of all the preschoolers to move them to Bible study, show the countdown video, turn the lights off and on, or clap a simple rhythm for the children to copy. Invite preschoolers to pretend they are looking for someone as they move to Bible study.

- countdown video (optional)

# TEACH the Story



**SESSION TITLE:** Jesus Was Dedicated

**BIBLE PASSAGE:** Luke 2

**STORY POINT:** Simeon and Anna worshiped Jesus.

**KEY PASSAGE:** John 1:1

**BIG PICTURE QUESTION:** Is Jesus God or a human? Jesus is both fully God and fully human.

## Introduce the Bible story

- Bible
- bookmark
- Giant Timeline

Place a bookmark at Luke 2 in your Bible. Invite a preschooler to open it. Reverently display the open Bible.

**SAY** • The Bible is the most important book there is because the Bible is God's Word. God's Word is true. Today's Bible story is from the Book of Luke. Luke is one of the Gospels. The Gospels tell about Jesus' birth, life, death, and resurrection.

Point to the Bible story picture on the giant timeline. Remind children that all the stories in the Bible fit together to tell an even bigger story. The Bible tells us the big story of how God rescues sinners through His Son, Jesus.

## Watch or tell the Bible story

- Story Point Poster
- "Jesus Was Dedicated" video (optional)
- Bible Story Picture Poster

Show the video or tell the Bible story using the provided storytelling tips. Use the bolded version of the Bible story for young preschoolers.

**SAY** • After Jesus was born, Mary and Joseph obeyed God's laws and took Him to the temple. Simeon was at the temple that day. He praised God when he met Baby Jesus because he knew Jesus was the Savior God promised. When Anna saw Mary's baby, she praised God too. **Simeon and Anna worshiped Jesus** because they knew He was the Savior.

## Practice the key passage

Place the key passage marker at John 1:1. Invite a child to open your Bible to the key passage. Read the key passage aloud. Mention that *Word* begins with the letter *W*. Guide boys and girls to pretend to write a large *W* with their index fingers in the air. Say the verse a few times, writing a *W* each time *Word* is spoken.

**SAY** • When the verse says *Word*, it means Jesus. The Word, Jesus, was God. They are the same! Simeon and Anna recognized that Jesus was not an ordinary baby. They knew He was the Savior who had come to save people from sin.

Sing the key passage song, “In the Beginning,” and the theme song, “He Came Into the World.”

- Bible
- Key Passage Marker
- Key Passage Poster
- “In the Beginning (John 1:1)” song
- “He Came Into the World” song

## Learn the big picture question

**SAY** • **Simeon and Anna worshiped Jesus** because they knew He was not an ordinary baby. Jesus was God, the Savior. *Is Jesus God or a human? Jesus is both fully God and fully human.*

- Big Picture Question Poster



## Missions moment

**SAY** • We have been learning about two missionaries are named Brandi and Amanda. They want people in Brazil to know Jesus and to worship Him, like **Simeon and Anna worshiped Jesus**. Watch what happened when a young woman, also named Amanda, realized that she needed Jesus.

Play the “Relentless Love (Part 2)” video. Pray for Amanda and other new believers in Brazil.

- “Relentless Love (Part 2)” video

## Pray and transition to experience the story

# EXPERIENCE the Story



**SESSION TITLE:** Jesus Was Dedicated

**BIBLE PASSAGE:** Luke 2

**STORY POINT:** Simeon and Anna worshiped Jesus.

**KEY PASSAGE:** John 1:1

**BIG PICTURE QUESTION:** Is Jesus God or a human? Jesus is both fully God and fully human.

## LOW PREP

- large sheet of paper or poster board
- markers
- index cards

### Match words

Write *Jesus, Simeon, Anna, Bible, God, human, temple* on a large sheet of paper in different colors. Print the same words in corresponding marker colors on index cards. Lay the large sheet of paper on the floor. Gather preschoolers, read a word on an index card, and identify the color the word is printed in. Guide a child to find the like-colored word on the large paper and lay the card on its matching word. Recall portions of the Bible story as words are matched.

**SAY** • You matched the words *Jesus, God, and human. Is Jesus God or a human?* Our key passage tells that Jesus and God are the same, but Jesus was born as a baby, He grew up, and He had a family. ***Jesus is both fully God and fully human.*** Simeon and Anna understood this. They knew that Jesus was the One that God promised to save people from sin.

### Wait for it

- clock with a second hand

Gather preschoolers together. Suggest a simple action, such as run in place, pat your head, or shake a friend's hand. Instruct boys and girls to wait to begin moving until a signal is given. Watch a clock's second hand as children anticipate beginning to move. Build excitement and finally give the signal for the boys and girls to move. Continue

playing and emphasize the waiting, pre-movement time.

**SAY** • Simeon and Anna waited a long time to meet Jesus. God promised Simeon that he would not die until he saw the Savior who would rescue people from sin. How happy he was when he met Baby Jesus! When Anna saw Jesus, she thanked God and told people that Jesus the Savior had been born. **Simeon and Anna worshiped Jesus** and told others the good news.

## Take a baby to church

Invite preschoolers to play out taking a baby to church. Encourage a child to dress a doll and pack a diaper bag with baby care items. Arrange chairs to form a car and suggest preschoolers pretend to drive to church. Guide them to play out strapping the doll into a stroller or carrier and walking a baby to class.

- baby doll
- baby doll clothes
- diaper bags or totes
- baby care items
- chairs

**SAY** • Mary and Joseph did everything they were supposed to do when they took Baby Jesus to the temple. They obeyed God. Jesus grew up, and God was happy with Him. ***Is Jesus God or a human? Jesus is both fully God and fully human.*** Jesus grew up to be strong, healthy, and wise. Jesus was both God and human.

## Make worship streamers

Cut light-colored fabric into 4-inch wide strips about 3 feet long. Tape one end of the fabric to a craft stick to serve as a handle. Provide markers and allow preschoolers to decorate a streamer. Write the story point on each child's streamer. Play worship music and encourage boys and girls to wave their streamer, sing, and worship Jesus.

**SAY** • **Simeon and Anna worshiped Jesus** when they saw

- scissors (adult use)
- light-colored fabric
- tape
- craft sticks
- markers
- "In the Beginning (John 1:1)" song (optional)
- "He Came Into the World" song (optional)

Him. Anna thanked God, and Simeon was happy. Simeon talked to Mary and told her about what it would be like for Jesus as He grew. Simeon and Anna knew Jesus was the One who would save people from sin. We can trust Jesus to save us from our sins; and like Simeon and Anna, we get to tell others the good news.



## Serve your church

•supplies will vary

Involve preschoolers in a simple service project in the church. Ideas include sorting cans in the food pantry, cleaning toys in the nursery, picking up trash around your church, testing markers in a bin and throwing out the ones that are dried, testing play dough and throwing out dried up dough, or sorting crayons by color and putting them into bags. Consider asking a church staff member to suggested a simple task for preschoolers to complete.

**SAY • Simeon and Anna worshiped Jesus** when they met Him in the temple. The Bible says that Anna served God in the temple day and night. We can serve our church, too. When we help at church, we join God in what He is doing here and around the world. Like Simeon and Anna, we are part of telling others the good news about Jesus.

## Snack and review

Play the countdown video to signal the end of activities. Wash hands and gather preschoolers for snack time. Pray, thanking God for the snack.

Serve raisins or other dried fruit for snack. Mention that it takes a long time for grapes to dry out and become raisins. Simeon and Anna waited a long time to see Jesus, the Savior. When they saw Him, **Simeon and Anna worshiped Jesus.**

Show the Bible story picture as you ask the following questions. Retell parts of the Bible story as needed.

1. Where did Jesus' earthly parents, Mary and Joseph, take Him to obey God's rules? (*the temple*)
2. What promise did God make to Simeon? (*Simeon would not die until saw the Messiah, Jesus.*)
3. What did Simeon say it would be like for Mary to be Jesus' mother? (*very good, but very hard*)
4. Anna did what when she saw Jesus? (*thanked God*)
5. What did Anna tell other people? (*She told everyone the good news that Jesus the Savior had come.*)
6. ***Is Jesus God or a human? Jesus is both fully God and fully human.***

## Transition

When preschoolers finish their snack, they may color the Bible story coloring page, play a simple game to practice the key passage or big picture question, or sing along to the key passage or theme song.

If parents are picking up their children at this time, tell them something that their child enjoyed doing or did well during the session. Distribute the preschool big picture cards for families.

- countdown video (optional)
- Allergy Alert
- paper cups and napkins
- snack food
- Bible Story Picture Poster
- Big Picture Question Poster
- raisins or other dried fruit (optional)

- Bible Story Coloring Page
- crayons
- Key Passage Poster
- Big Picture Question Poster
- "In the Beginning (John 1:1)" song
- "He Came Into the World" song
- Big Picture Cards for Families: Babies, Toddlers, and Preschoolers

Use Week of:

## Unit 19 • Session 5

# Jesus as a Child

### BIBLE PASSAGE:

Matthew 2; Luke 2

### STORY POINT:

Jesus came to earth to do  
His Father's plan.

### KEY PASSAGE:

John 1:1

### BIG PICTURE QUESTION:

Is Jesus God or a human? Jesus is both  
fully God and fully human.

**INTRODUCE THE STORY**  
(15–20 MINUTES)  
**PAGE 54**



**TEACH THE STORY**  
(10–15 MINUTES)  
**PAGE 56**



**EXPERIENCE THE STORY**  
(20–25 MINUTES)  
**PAGE 58**



Additional resources are available at [gospelproject.com](http://gospelproject.com).

For free training and session-by-session help, visit [MinistryGrid.com/gospelproject](http://MinistryGrid.com/gospelproject).

## LEADER Bible Study

The Gospel of Luke records just two narratives about Jesus' childhood: His dedication (Luke 2:21-40) and His visit to the temple when He was 12 years old (Luke 2:41-52). The Gospel of Matthew includes another story: a visit from some wise men. These stories of Jesus as a child set the stage for Jesus' ministry as an adult.

After Jesus was born, God put a star in the sky as a sign. Wise men from the east followed the star to Jerusalem, looking for a new king. They found Jesus, who was probably 1 or 2 years old, in Bethlehem and they worshiped Him as King. Later, Jesus and His family settled in Nazareth, where Jesus grew up.

In Bible times, a Jewish boy became a man at 13. His father would train him to take on all the responsibilities of adulthood—social and spiritual. Joseph was a carpenter, and he likely trained Jesus in his trade. When Mary and Joseph went to Jerusalem to celebrate Passover, Joseph might have taken Jesus, who was about 12, around the city to teach Him the significance of the temple and to explain the purpose of the Passover feast.

Jesus' parents headed home after the feast. They assumed Jesus was among their traveling companions, but He wasn't. Jesus had stayed behind at the temple. A full day passed before Mary and Joseph noticed Jesus was missing. They hurried back to Jerusalem and finally found Him at the temple. Jesus asked His mother, "Didn't you know that I had to be in My Father's house?" Mary and Joseph did not understand. But Jesus is God's Son, and it was necessary that He honor His true Father. In all this, Jesus did not sin.

The Bible does not give many details about Jesus' childhood, but we know that as Jesus got older, He grew "in wisdom and stature, and in favor with God and with people" (Luke 2:52). Jesus carried out God's plan to reconcile the world to Himself. (2 Cor. 5:19)

# The BIBLE Story

## Jesus as a Child

*Matthew 2; Luke 2*

After Jesus was born, wise men came to Bethlehem to worship Him as King. When they left, an angel told Joseph in a dream to leave Bethlehem because King Herod wanted to hurt Jesus. So **Mary, Joseph, and Jesus** went to Egypt until Herod died. Then they went back to Israel and **lived in Nazareth**. Jesus grew up in Nazareth.


**Every year, Jesus' parents took a trip to Jerusalem for a special celebration called Passover.**

On Passover, the Jewish people got together to remember when God saved His people from slavery in Egypt. They celebrated all the things God had done for them.

**When Jesus was 12 years old, He went with Mary and Joseph to Jerusalem. After the celebration, Mary and Joseph started to go home. They traveled with a large group of people, but Jesus was not with them.**

Mary and Joseph thought that Jesus was somewhere in the group, but He had **stayed behind in Jerusalem.**

**Mary and Joseph walked for a whole day. Then they started looking for Jesus. They searched among their friends and family, but they could not find Jesus anywhere! Mary and Joseph hurried back to Jerusalem. They looked for Jesus, but they could not**



**find Him.** Jerusalem was a big city, and Jesus was just a boy.

**Finally, Mary and Joseph found Him in the temple.** Jesus was listening to the teachers and asking them questions. The people were surprised at how much Jesus understood. Jesus' parents were surprised too. Mary said, "Son, why have You done this? Your father and I were worried. We've been looking everywhere for You."

**Jesus asked, "Why were you looking for Me? Didn't you know that I had to be in My Father's house?"**

Mary and Joseph did not understand what Jesus was talking about. **Jesus went home with Mary and Joseph. He always obeyed them,** and Mary remembered these things. **Jesus grew taller and wiser. God was happy with Him, and so was everyone who knew Him.**

*Christ Connection: Jesus came to earth to do God's plan, and even as a boy, Jesus knew that. Jesus got ready to do what God sent Him to do. God sent Jesus into the world to die on the cross and rescue people from sin.*

## **Bible Storytelling Tips**

- **Visit the worship center:** Follow your church's security procedures and take a trip to your worship center. Allow boys and girls to sit in chairs or pews and listen as you tell the Bible story.
- **Listen to a pastor:** Invite your pastor to join your class and tell the Bible story. Give preschoolers a chance to talk to the pastor and ask him questions like Jesus talked with the religious teachers.

# INTRODUCE the Story



**SESSION TITLE:** Jesus as a Child

**BIBLE PASSAGE:** Matthew 2; Luke 2

**STORY POINT:** Jesus came to earth to do His Father's plan.

**KEY PASSAGE:** John 1:1

**BIG PICTURE QUESTION:** Is Jesus God or a human? Jesus is both fully God and fully human.

## Welcome time

- "He Came Into the World" song
- offering basket
- Allergy Alert
- favorite toys related to the Bible story theme

Play a theme song in the background as you greet preschoolers and follow your church's security procedures. Set an offering basket near the door to collect at an appropriate time. Post an allergy alert, if necessary. Set out a few favorite theme-related toys, such as puzzles and blocks.

## Activity page

- "Where Is Jesus?" activity page, 1 per child
- crayons or markers

Guide preschoolers to use the key to find and circle Jesus. Then circle Mary and Joseph.

**SAY** • Jesus was 12 years old when He went to Jerusalem for the Passover celebration with His parents. After Passover, Mary and Joseph realized that Jesus was not with them. They found Him in the temple, listening to the church teachers and asking them questions. Listen to today's Bible story to hear why Jesus was in the temple.

## LOW PREP

## Play "Where Is It?"

Look around the classroom and choose an item. Describe the item to preschoolers, mentioning its color and shape. Give additional clues and ask a child if he knows where the item is. Guide him to walk over and point to the item. Allow children to take turns describing items and guessing

where each item is. Be prepared to offer assistance as needed.

**SAY** • When Jesus was 12 years old, He went with His parents, Mary and Joseph, to Jerusalem. After the celebration, Mary and Joseph started traveling home with a large group of people. Later, they discovered Jesus was not with them! They did not know where He was. Listen to the Bible story to find out where Jesus was.

## Measure height

Invite a child to stand tall with her back against the wall. Place a ruler horizontally on top of her head to determine her height. Print her name on a strip of tape and attach it to the wall to mark how tall she is. Allow her to stretch a tape measure and read the numbers to see how tall she is.

- ruler
- tape
- marker
- tape measure

**SAY** • The last two weeks, we heard Bible stories about when Jesus was a baby. In today's Bible story, Jesus was 12 years old. The Bible says Jesus got taller, just like you are getting taller! Listen to today's Bible story to hear about what Jesus was like when He was a kid like you!

## Transition to teach the story

To gain the attention of all the preschoolers to move them to Bible study, show the countdown video, turn the lights off and on, or clap a simple rhythm for the children to copy. Ask boys and girls to count to 12 as they move to Bible study. Ask for volunteers to tell what they think they will be like when they are 12 years old.

- countdown video (optional)

# TEACH the Story



**SESSION TITLE:** Jesus as a Child

**BIBLE PASSAGE:** Matthew 2; Luke 2

**STORY POINT:** Jesus came to earth to do His Father's plan.

**KEY PASSAGE:** John 1:1

**BIG PICTURE QUESTION:** Is Jesus God or a human? Jesus is both fully God and fully human.

## Introduce the Bible story

- Bible
- bookmark
- Giant Timeline

Place a bookmark at Luke 2 in your Bible. Invite a preschooler to open it. Reverently display the open Bible.

**SAY** • There is no other book like the Bible because only the Bible is God's Word. God's Word is true. Today's Bible story comes from the Books of Matthew and Luke. Listen to hear what Jesus did when He was a child like you.

Point to the Bible story picture on the giant timeline. Remind children that all the stories in the Bible fit together to tell an even bigger story. The Bible tells us the big story of how God rescues sinners through His Son, Jesus.

## Watch or tell the Bible story

- Story Point Poster
- "Jesus as a Child" video (optional)
- Bible Story Picture Poster

Show the video or tell the Bible story using the provided storytelling tips. Use the bolded version of the Bible story for young preschoolers.

**SAY** • Jesus' earthly parents, Mary and Joseph, were worried when they could not find Him. They were surprised to find Him in the temple talking to the church leaders. The people were amazed at how much Jesus understood. **Jesus came to earth to do His Father's plan.** Jesus was getting ready to do what God sent Him to do.

## Practice the key passage

Place paper strips at John 1:1 in several Bibles. Place the key passage marker at John 1:1 in your Bible. Invite a child to open your Bible to the key passage. Read the key passage aloud. Invite boys and girls to take turns opening a Bible with a paper strip and touching the verse. Invite children to try to say the verse from memory as they point. Allow beginning readers to point to each word as they say it.

**SAY** • *The Word* is Jesus. A few verses after our key passage says *the Word* became flesh and made his dwelling among us. Jesus brought God's Word to life right here on planet earth! He lived with people. He knows what it is like to be like us, but He never sinned.

Sing the key passage song, "In the Beginning," and the theme song, "He Came Into the World."

- Bibles
- paper
- scissors (adult use)
- Key Passage Marker
- Key Passage Poster
- "In the Beginning (John 1:1)" song
- "He Came Into the World" song

## Learn the big picture question

**SAY** • If Jesus is God, then how could He also be a 12-year-old boy? *Is Jesus God or a human? Jesus is both fully God and fully human.* Jesus came to earth to do God's plan. Even as a boy, Jesus understood that.

- Big Picture Question Poster



## Missions moment

Show the "Brazil Flag." Explain the picture shows the flag of Brazil. Ask preschoolers to name the colors.

**SAY** • Like **Jesus came to earth to do His Father's plan**, missionaries do God's plan. They tell people all over the world about Jesus. Let's add more stars to this flag and remember we all have a part in God's plan. Pray for the people of Brazil and missionaries there.

- "Brazil Flag" printable
- star cutouts or star stickers

## Pray and transition to experience the story

# EXPERIENCE the Story



**SESSION TITLE:** Jesus as a Child

**BIBLE PASSAGE:** Matthew 2; Luke 2

**STORY POINT:** Jesus came to earth to do His Father's plan.

**KEY PASSAGE:** John 1:1

**BIG PICTURE QUESTION:** Is Jesus God or a human? Jesus is both fully God and fully human.

## LOW PREP

- Bibles (all sizes and types)
- paper
- scissors (adult use)
- markers

### Inspect Bibles

Stack several Bibles. Set strips of paper and markers nearby. Encourage boys and girls to open a Bible and become familiar with it. Look at pictures in an illustrated Bible. Show children the division between the Old and New Testaments. Locate the key passage in each Bible and invite preschoolers to mark it with a paper strip. Show preschoolers the name *Jesus* in Matthew 2. Challenge an older child to copy words from the Bible onto paper strips.

**SAY** • This is the place in the Bible where we read that Jesus was a boy. Jesus knew that God planned for Him to be the One to rescue people from sin. **Jesus came to earth to do His Father's plan**, and even when He was a boy, He was getting ready to do what God sent Him to do.

### Paint with cotton swabs

- "Cotton Swab Painting" printable, 1 per child
- cotton swabs
- smocks
- foam plates
- washable paint

Print a "Cotton Swab Painting" printable for each child. Allow a child to choose the page she would like to paint first. Squeeze washable paint onto a paper plate. Show a child how to dip a cotton swab into the paint and fill in the circles on the worksheet to spell *JESUS* or paint a church. Mention that Mary and Joseph took Jesus with them to the temple in Jerusalem to celebrate Passover.

**SAY** • When it was time for Mary and Joseph to return to home, Jesus was not with them. When His parents noticed Jesus was gone, they worried. They returned to Jerusalem and began to search for Him. They found Jesus in the temple talking to the teachers. **Jesus came to earth to do His Father's plan**, and even as a boy, Jesus knew that. Jesus got ready to do what God sent Him to do.

## Go on a scavenger hunt

Follow your church's security policies and if weather permits, go outside. Name an item commonly found outdoors and guide boys and girls to look or listen for it. Name things like a blade of grass, a gray rock, a pink flower, a green leaf, a bird's call, or a car's engine. Help a child discover each item with her eyes or her ears. If desired, collect nature items as they are discovered. If weather does not permit, look for inside items.

• small paper sack  
(optional)

**SAY** • Jesus' parents looked and looked for Him, and they were worried for His safety. They finally found Him at the temple asking the teachers questions. God had a plan for Jesus to rescue people from sin when He was older. When His parents finally found Him, Jesus told them He needed to be in the temple, His Father's house. ***Is Jesus God or a human? Jesus is both fully God and fully human.***

## Toss and travel

Print, cut out, and assemble the "Movement Cubes." Consider stuffing the cubes with shredded paper for support. Arrange colored paper on the floor around the room. Invite a child to toss both cubes. Identify whether

• "Movement Cubes"  
printable  
• scissors (adult use)  
• clear tape  
• shredded paper  
(optional)  
• colored paper (red,  
orange, yellow,  
green, blue, purple)

a child will hop, crawl, or gallop to the green, red, or blue piece of paper. Let another child toss the cube and move accordingly. Continue the play, taking turns and moving as directed.

**SAY** • You have traveled all over the room. When Jesus' family traveled to Jerusalem, Jesus went with them. After the Passover celebration, everyone began to travel back home, but later that day, Mary noticed Jesus was not with them. She and Joseph hurried back to Jerusalem and found Him in the temple listening to the teachers. Jesus would one day die on the cross to rescue people from sin. Even as a boy, Jesus wanted to do His Father's plan. ***Is Jesus God or a human? Jesus is both fully God and fully human.***



## Pack for a trip

- Bibles
- suitcases, duffel bags, backpacks, or totes
- clothing (optional)
- clean, empty toiletry bottles (optional)

Set out luggage items such as suitcases, duffel bags, backpacks, or totes. Invite preschoolers to pretend to pack for a mission trip. They may pack classroom items, such as play food, toys, or books. Consider providing items, such as clothing and clean, empty toiletry bottles for preschoolers to pack. Include a Bible for each bag. Ask preschoolers what kinds of things they need to pack for a trip.

**SAY** • In today's Bible story, Jesus and His family took a trip to Jerusalem. I wonder what they packed? Missionaries often pack for trips. Some missionaries go for a short trip and just need one bag. Other missionaries go to live in a new place. They need many suitcases so that they will have things they need. All missionaries need a Bible so they can teach people about God's plan. **Jesus came to earth to do His Father's plan** to rescue people from sin.

## Snack and review

Play the countdown video to signal the end of activities. Wash hands and gather preschoolers for snack time. Pray, thanking God for the snack.

Serve O-shaped cereal for snack. Lay a sheet of waxed paper over a clean copy of the “Cotton Swab Painting” printable for each child. Lead children to arrange cereal in the circles. Remind children that **Jesus came to earth to do His Father’s plan.**

Show the Bible story picture as you ask the following questions. Retell parts of the Bible story as needed.

1. Why did Jesus’ family travel to Jerusalem? (*for a special celebration called Passover*)
2. How old was Jesus in today’s story? (*12 years old*)
3. What did Mary and Joseph realize after they were on their way home to Nazareth? (*Jesus was not with them; they couldn’t find Jesus.*)
4. Where did Mary and Joseph find Jesus? (*the temple*)
5. Why did Jesus stay at the temple? (*to listen to the teachers and ask questions, to be in His Father’s house*)
6. ***Is Jesus God or a human? Jesus is both fully God and fully human.***

## Transition

When preschoolers finish their snack, they may color the Bible story coloring page, play a simple game to practice the key passage or big picture question, or sing along to the key passage or theme song.

If parents are picking up their children at this time, tell them something that their child enjoyed doing or did well during the session. Distribute the preschool big picture cards for families.

- countdown video (optional)
- Allergy Alert
- paper cups and napkins
- snack food
- Bible Story Picture Poster
- Big Picture Question Poster
- O-shaped cereal (optional)
- waxed paper (optional)
- “Cotton Swab Painting” printable, 1 per child (optional)

- Bible Story Coloring Page
- crayons
- Key Passage Poster
- Big Picture Question Poster
- “In the Beginning (John 1:1)” song
- “He Came Into the World” song
- Big Picture Cards for Families: Babies, Toddlers, and Preschoolers



Use Week of:

## Unit 20 • Session 1

# Jesus' Baptism

### BIBLE PASSAGE:

Matthew 3; Mark 1; Luke 3; John 1

### STORY POINT:

John baptized Jesus.

### KEY PASSAGE:

John 3:30

### BIG PICTURE QUESTION:

Why did Jesus become human? Jesus became human to rescue sinners.

**INTRODUCE THE STORY**  
(15–20 MINUTES)  
**PAGE 66**



**TEACH THE STORY**  
(10–15 MINUTES)  
**PAGE 68**



**EXPERIENCE THE STORY**  
(20–25 MINUTES)  
**PAGE 70**



Additional resources are available at [gospelproject.com](http://gospelproject.com).

For free training and session-by-session help, visit [MinistryGrid.com/gospelproject](http://MinistryGrid.com/gospelproject).

## LEADER Bible Study

Zechariah's son, John, grew up in the wilderness. His ministry began when God's word came to him, and he began preaching near the Jordan River. John worked to get people ready for the coming of Jesus, fulfilling the Old Testament prophecy, "A voice of one crying out: Prepare the way of the Lord in the wilderness" (Isa. 40:3a).

John called people to repent of their sins, and he baptized them in the Jordan River. John also instructed people on right living. (See Luke 3:10-14.) Some of the people suspected that John might be the Messiah, but John insisted, "One who is more powerful than I am is coming" (Luke 3:16).

Before His ministry began, Jesus came from Galilee to be baptized by John at the Jordan River. But John was calling people to a baptism of repentance. Jesus never sinned (see Heb. 4:15; 2 Cor. 5:21), so why did Jesus come to be baptized? John recognized this when he said, "I need to be baptized by you, and yet you come to me?" (Matt. 3:14).

Commentators' ideas vary about why exactly Jesus was baptized. Perhaps He was affirming John's work. Maybe He was identifying with sinners or showing them how they would be saved—through His death, burial, and resurrection. Jesus answered John, "Allow it for now, because this is the way for us to fulfill all righteousness" (Matt. 3:15). Jesus completely obeyed God, and God audibly confirmed His sonship.

As you teach, allow time for preschoolers to ask questions about repentance, salvation, and baptism. Emphasize that baptism is not what saves us; baptism is a way we show that we have been saved. Baptism reminds us that when we trust in Jesus, we die to sin and come into a new way of life—a life lived for Him. (See Rom. 6:3-4.)

# The BIBLE Story

## Jesus' Baptism

*Matthew 3; Mark 1; Luke 3; John 1*

**John the Baptist lived in the wilderness**, far away from the city. His clothes were made out of camel's hair, and his belt was made of leather. When John was hungry, he ate locusts and wild honey.

**John began telling people, "Repent and be baptized! God's kingdom is coming. It is almost here!"**

"Who are you?" the people asked.

John said, "I am not the Messiah."

Many years before John was born, Isaiah the prophet said, "Someone is shouting in the wilderness. He says, 'Get ready for the Lord; make way for Him!'" Isaiah had been talking about John! John had a very important job. He was supposed to get people ready for Jesus—the Messiah God promised.

**People listened to John**, and they started to repent; **they were sorry for their sins and asked God to forgive them. Then John baptized them in the Jordan River.**

**John said, "Someone greater than me is coming. I am not good enough to even untie His sandals. I baptize you with water, but He will baptize you with God's Spirit."**

Now **Jesus** was in the land of Galilee. He **went to see John the Baptist at the Jordan River. Jesus asked John to baptize Him.** John



was surprised. He didn't think he should baptize Jesus.

**John said, "I need You to baptize me. Why do You want me to baptize You?" John only baptized people who were sorry for their sins. Jesus never sinned!**

**Jesus said, "Let Me be baptized. God says this is the right thing to do."**

**So John baptized Jesus. When Jesus came up from the water, the sky opened and Jesus saw God's Spirit coming down on Him like a dove. Then God's voice came from heaven. "This is My Son," the voice said. "I love Him, and I am very happy with Him!"**

*Christ Connection: Jesus never did anything wrong, but He was baptized like sinners are baptized. Baptism reminds us that Jesus died and came back to life. People who know and love Jesus are baptized to show they are following Jesus.*

## **Bible Storytelling Tips**

• **Visit the baptistry:** Follow your church's security procedures and visit where your church performs baptisms. If possible, sit near the baptistry to tell the Bible story. Compare the baptismal pool your church uses to the Bible story picture. If visiting the baptistry is not possible, show pictures of people from your church being baptized or describe where and how they are baptized.

• **Play water sounds:** Find a splashing water sound effect. Explain that when people are baptized, they are lowered under the water and lifted back up. Play the splashing sound when John baptizes Jesus in the Bible story.

# INTRODUCE the Story



**SESSION TITLE:** Jesus' Baptism

**BIBLE PASSAGE:** Matthew 3; Mark 1; Luke 3; John 1

**STORY POINT:** John baptized Jesus.

**KEY PASSAGE:** John 3:30

**BIG PICTURE QUESTION:** Why did Jesus become human? Jesus became human to rescue sinners.

## Welcome time

- "He Came Into the World" song
- offering basket
- Allergy Alert
- favorite toys related to the Bible story theme

Play a theme song in the background as you greet preschoolers and follow your church's security procedures. Set an offering basket near the door to collect at an appropriate time. Post an allergy alert, if necessary. Set out a few favorite theme-related toys, such as puzzles and blocks.

## Activity page

- "What Would You Choose?" activity page, 1 per child
- crayons or markers

Ask preschoolers to circle the pictures that show the clothes they would choose and then the foods they would choose.

**SAY** • Most of you chose clothes like you have on today. A man in today's Bible story wore clothes made of camel hair! Did you choose honey? What about the locust? The man in our Bible story ate honey and locusts. This man's name was John. We learned about his birth a few weeks ago. John was born to get people ready for Jesus. Listen to hear how John got people ready for Jesus in today's Bible story.

## LOW PREP

- paper
- crayons or markers

## Draw someone strong and powerful

Give each child a piece of paper and crayons or markers. Encourage him to draw someone strong and powerful.

**SAY** • The Jewish people knew that God had promised to send a Messiah, or Savior. They thought God would

send someone strong and powerful. They had been waiting for many years for this Messiah to come. They were probably very excited when they heard John say that his job was to get people ready for the Messiah. John said Someone greater than him was coming. Listen to hear what happened as John was teaching and baptizing.

## Untie shoelaces

Encourage children to untie their own shoelaces or the laces of extra shoes you provide. Retie the laces for preschoolers to untie as long as they show interest. Consider giving older preschoolers a lesson in how to tie shoes.

**SAY** • When people offer to tie your shoelaces, they want to help you. They are being kind. Tying your shoelaces keeps you from tripping. When someone unties your shoelaces, you can take off your shoes. Tying and untying shoe laces are small jobs but very helpful. In our Bible story, John said Someone greater than him was coming. John said he was not good enough to even untie this Person's sandals. Let's listen to the Bible story to hear who was the very special Person John spoke of.

• shoes with laces

Tip: Make sure children do not try to walk with untied shoes.

## Transition to teach the story

To gain the attention of all the preschoolers to move them to Bible study, show the countdown video, turn the lights off and on, or clap a simple rhythm for the children to copy. Encourage preschoolers to walk to the Bible story area as if they are looking for an important person who is coming.

• countdown video (optional)

# TEACH the Story



**SESSION TITLE:** Jesus' Baptism

**BIBLE PASSAGE:** Matthew 3; Mark 1; Luke 3; John 1

**STORY POINT:** John baptized Jesus.

**KEY PASSAGE:** John 3:30

**BIG PICTURE QUESTION:** Why did Jesus become human? Jesus became human to rescue sinners.

## Introduce the Bible story

- Bible
- bookmark
- Giant Timeline

Place a bookmark at Matthew 3 in your Bible. Invite a preschooler to open it. Reverently display the open Bible.

**SAY** • We know the Bible is true and tells us God's words.

Our story today is from the Book of Matthew. It is also in Mark, Luke, and John. Those four books are called the Gospels and tell about Jesus' life on earth.

Point to the Bible story picture on the giant timeline. Remind children that all the stories in the Bible fit together to tell an even bigger story. The Bible tells us the big story of how God rescues sinners through His Son, Jesus.

## Watch or tell the Bible story

- Story Point Poster
- "Jesus' Baptism" video (optional)
- Bible Story Picture Poster

Show the video or tell the Bible story using the provided storytelling tips. Use the bolded version of the Bible story for young preschoolers.

**SAY** • God sent John to tell people the Messiah was coming. Jesus asked John to baptize Him. **John baptized Jesus.** Jesus had never sinned, but He was baptized like sinners are baptized. Today, baptism reminds us that Jesus died and came back to life. When people are baptized, it shows they are following Jesus.

## Practice the key passage

Place the key passage marker at John 3:30. Invite a child to open your Bible to the key passage. Read the key passage aloud. Create motions for preschoolers to use as they say the key passage. Use the key passage song video for inspiration. Repeat the passage with motions several times.

**SAY** • Our key passage is words John the Baptist said about Jesus. John wanted people to know that Jesus is the important one, not him!

Sing the key passage song, “He Must Increase,” and the theme song, “He Came Into the World.”

- Bible
- Key Passage Marker
- Key Passage Poster
- “He Must Increase (John 3:30)” song
- “He Came Into the World” song

## Learn the big picture question

**SAY** • Listen to our big picture question and answer. *Why did Jesus become human? Jesus became human to rescue sinners.* People are sinners. We deserve to be punished for our sin, but Jesus came to earth and obeyed God perfectly. He took the punishment we deserve for our sin. People who know and love Jesus are baptized to show they are following Jesus.

- Big Picture Question Poster



## Missions moment

**SAY** • Did you know there are missionaries who fly airplanes? A group of missionaries called Mission Aviation Fellowship, or MAF, serve God by flying airplanes to places that are too hard to get to by walking or driving. Many people have trusted in Jesus and chosen to be baptized because of MAF. Play the “Introduction to MAF” missions video. Pray thanking God for missionary pilots.

- “Introduction to MAF” video

Option: Invite preschoolers to stand up and “fly like airplanes” around the room to introduce the missions video.

## Pray and transition to experience the story

# EXPERIENCE The Story



**SESSION TITLE:** Jesus' Baptism

**BIBLE PASSAGE:** Matthew 3; Mark 1; Luke 3; John 1

**STORY POINT:** John baptized Jesus.

**KEY PASSAGE:** John 3:30

**BIG PICTURE QUESTION:** Why did Jesus become human? Jesus became human to rescue sinners.

## LOW PREP

### Visualize repentance

Lead preschoolers to line up on one side of the room. Explain that preschoolers will walk from one side of the room to the other until they hear you say the word *repent*. When you say *repent*, they should turn around and walk the other direction.

**SAY** • *Repent* means to turn away from sin and turn to Jesus. John told people to repent and be baptized. People listened to John, and they started to repent; they were sorry for their sins and asked God to forgive them. Then John baptized them in the Jordan River. Later, **John baptized Jesus** even though He had never sinned.

### Make a paper plate dove

- "Paper Plate Dove" printable, 1 for every 2 children
- heavyweight paper
- copy paper
- markers
- scissors (adult use)
- blunt-tipped scissors
- glue

Before the session, print one copy of the "Paper Plate Dove" printable on heavyweight paper for every two children. Cut out a dove body for each child. Then cut paper plates into four triangles so each child will have two.

Give each preschooler a dove body and two paper plate pieces. Invite preschoolers to glue the points of their triangles to the back of their dove body to create wings. Encourage children to draw eyes and a beak on the dove's body. Older preschoolers may wish to cut the paper plate

wings “fringe-style” to give dimension to the wings. Read the text written on the doves and review the Bible story.

**SAY** • When **John baptized Jesus**, the sky opened and Jesus saw God’s Spirit coming down on Him like a dove. Then God’s voice came from heaven. “This is My Son,” the voice said. “I love Him, and I am very happy with Him!” Baptism reminds us that Jesus died and came back to life. People who know and love Jesus are baptized to show they follow Jesus.

## Play out the Bible story with water

Spread a towel on a table and cover the floor around the table with additional towels. Place a plastic bin on the table. Fill the bin with a couple inches of water to represent the Jordan River. Set out several plastic people figures and a plastic bird. Lead preschoolers to play out the Bible story.

- towels
- plastic bin
- water
- plastic people figures
- plastic bird

**SAY** • John taught and preached. Many people came to hear him. When the people said they were sorry for their sins and asked God to forgive them, John baptized them. John was surprised when Jesus asked to be baptized, but **John baptized Jesus**. Then God’s Spirit came down on Jesus like a dove. God’s voice came from heaven. “This is My Son. I love Him, and I am very happy with Him!” John knew Jesus was God’s Son.

## Make Bible bookmarks

Provide a “Bible Bookmarks” printable for each child. Invite children to cut out their bookmarks. Pre-cut bookmarks for younger preschoolers. Invite preschoolers to decorate their bookmarks and trace the letters and numbers. Give each child a star sticker to add to their Isaiah 40:3 bookmark.

- “Bible Bookmarks” printable, 1 per child
- blunt-tipped scissors
- scissors (adult use) (optional)
- markers or crayons
- star stickers
- Bibles

Show a child as you place her bookmarks at Scripture references in a Bible. If a child brought a Bible from home, place the five markers in her Bible. Open a Bible to Isaiah 40:3 and read it to the children.

**SAY** • You can ask a grown-up or big kid to help you put your bookmarks in a Bible when you get home. Today's Bible story about when **John baptized Jesus** came from all four New Testament Gospels: Matthew, Mark, Luke, and John. The Gospels tell about Jesus' life on earth. The bookmark that says Isaiah is special because it is in the Old Testament. Isaiah wrote these words long ago. Isaiah did not know it, but he was talking about John! John had a very important job. He was supposed to get people ready for Jesus—the Messiah God promised.



## Look a books about airplanes

• books featuring airplanes

Tip: Consider asking parents and/or church members to donate travel-size toiletry items for a mission project included in Unit 20, Session 3.

Set out a variety of books featuring airplanes. Consider checking out books from your local library if none are readily available. Invite preschoolers to browse through the books. Read a book as a child shows interest.

**SAY** • Aviation is a big word for flying an aircraft. A group of airplanes is called a *fleet*. Mission Aviation Fellowship has a whole fleet of planes that fly all over the world. Did you know that there are many places that you can get to only by airplane? The missionary pilots and other MAF workers are able to share Jesus' love with people who no one can reach! They can deliver food and medical supplies, take people to hospitals, and most importantly, they can tell the good news about Jesus. ***Why did Jesus become human? Jesus became human to rescue sinners.***

## Snack and review

Play the countdown video to signal the end of activities. Wash hands and gather preschoolers for snack time. Pray, thanking God for the snack.

Serve lightly toasted bread with butter and honey. Choose a bread that can be sliced in front of the children. Allow children to spread their own butter and honey. Comment that the Bible tells us that John ate locusts and wild honey. Remind preschoolers that **John baptized Jesus**.

Show the Bible story picture as you ask the following questions. Retell parts of the Bible story as needed.

1. Where did John the Baptist live? (*in the wilderness*)
2. What did John do when people said they were sorry for their sins? (*He baptized them in the Jordan River.*)
3. What did Jesus ask John to do? (*baptize Him*)
4. What happened when John baptized Jesus? (*The sky opened, and Jesus saw God's Spirit coming down on Him like a dove. Then God's voice came from heaven. "This is my Son," the voice said. "I love Him, and I am very happy with Him!"*)
5. ***Why did Jesus become human? Jesus became human to rescue sinners.***

## Transition

When preschoolers finish their snack, they may color the Bible story coloring page, play a simple game to practice the key passage or big picture question, or sing along to the key passage or theme song.

If parents are picking up their children at this time, tell them something that their child enjoyed doing or did well during the session. Distribute the preschool big picture cards for families.

- countdown video (optional)
- Allergy Alert
- paper cups and napkins
- snack food
- Bible Story Picture Poster
- Big Picture Question Poster
- toaster or toaster oven (optional)
- bread (optional)
- honey (optional)
- butter (optional)
- craft sticks (optional)
- bread knife (adult use) (optional)

- Bible Story Coloring Page
- crayons
- Key Passage Poster
- Big Picture Question Poster
- "He Must Increase (John 3:30)" song
- "He Came Into the World" song
- Big Picture Cards for Families: Babies, Toddlers, and Preschoolers



Use Week of:

## Easter • Session 2

# Jesus' Crucifixion and Resurrection

### BIBLE PASSAGE:

Matthew 26–28; 1 Corinthians 15

### STORY POINT:

Jesus gives us life with God forever.

### KEY PASSAGE:

John 3:30

### BIG PICTURE QUESTION:

Why did Jesus become human? Jesus became human to rescue sinners.

**INTRODUCE THE STORY**  
(15–20 MINUTES)  
**PAGE 78**



**TEACH THE STORY**  
(10–15 MINUTES)  
**PAGE 80**



**EXPERIENCE THE STORY**  
(20–25 MINUTES)  
**PAGE 82**



Additional resources are available at [gospelproject.com](http://gospelproject.com).

For free training and session-by-session help, visit [MinistryGrid.com/gospelproject](http://MinistryGrid.com/gospelproject).

## LEADER Bible Study

Jesus' crucifixion and resurrection are essential to the Christian faith. If we teach Jesus as a respected teacher and miracle-worker who claimed to be the Messiah and who was crucified on the cross—but who was not resurrected—then we are teaching the Jesus of Judaism. If we teach Jesus as a wise teacher and prophet who ascended into heaven—but who was not crucified—then we are teaching the Jesus of Islam.

Jesus' purpose for coming to earth was to save us from our sins. (Matt. 1:21) Jesus came to die to show God's love to us (Rom. 5:7-8) so that whoever believes in Him will not perish but have eternal life. (John 3:16) Jesus came to die so that we would be forgiven. (Eph. 1:7) Jesus came to die to bring us to God. (1 Pet. 3:18)

Jesus died on the cross to satisfy the wrath of God toward sin. His resurrection proved that God was satisfied with Jesus' sacrifice. If Jesus had died but not been raised up, He would have been like military leaders who died without a throne. (Acts 5:33-37) But Jesus conquered death, just as He said He would. (John 2:19-21) If there was no resurrection, Paul says, our faith would be worthless. We would be dead in our sins. (1 Cor. 15:17)

But Jesus' resurrection gives us hope for our resurrection. The same Spirit that raised Jesus from the dead will raise our bodies to life. (Rom. 8:11)

Jesus' crucifixion and resurrection are not the end of the story, but the center of it. As you teach preschoolers this Bible story, emphasize the gospel: the good news of who Jesus is and what He has done. We do not worship a dead Savior. Jesus is alive! There is hope for sinners. Jesus' resurrection gives believers the promise of new life. "For as in Adam all die, so also in Christ all will be made alive" (1 Cor. 15:22).

# The BIBLE Story

## Jesus' Crucifixion and resurrection

*Matthew 26–28; 1 Corinthians 15*

**An angry crowd took Jesus away to the religious leaders. They wanted to find a reason to kill Jesus, but Jesus had done nothing wrong. They took him to Pilate, the governor. Pilate's soldiers made a crown of thorns and put it on Jesus' head. They put a purple robe around Him and pretended to bow down to Him. Then they led Jesus away.**

**Jesus was nailed to a cross. They put a sign above Jesus' head that said: THIS IS JESUS, THE KING OF THE JEWS. Two criminals were put on crosses next to Jesus.**

Darkness covered the land. Jesus cried out, "My God, My God, why have You abandoned Me?" **Jesus died and was buried in a tomb. A large stone was rolled in front of the tomb, and Pilate's soldiers guarded the tomb so that no one would steal Jesus' body.**

**On the third day, two of Jesus' friends, both named Mary, went to the tomb. They were very sad. Suddenly there was a big earthquake as an angel came down from heaven. The angel rolled away the stone and sat on it. The guards fainted.**

**The angel spoke to the women, "Do not be afraid! Jesus is not here! He has risen from the dead, just as He said He would."**



**The women** were so happy! Jesus was alive! They **left the tomb to tell Jesus' disciples the good news. Just then, Jesus greeted them. The women worshiped Him. Jesus said, "Do not be afraid. Tell My brothers to go to Galilee. They will see Me there."**

Jesus appeared to Peter and then to His other disciples. Then Jesus appeared to more than 500 people who followed Him. **Many people saw with their own eyes that Jesus is alive!**

*Christ Connection: The most important thing that ever happened is that Jesus died and was raised from the dead. We can believe that Jesus is alive! When we turn from sin and trust in Jesus, we have hope and new life. Jesus brings forgiveness and life with God forever.*

## **Bible Storytelling Tips**

- **Draw pictures:** Sketch symbols as you tell the Bible story—a question mark for Jesus' trial, a cross for His death, a rising sun for His resurrection, and so on.
- **Use lighting effects:** Begin the Bible story with lights dimmed. Raise the lights when telling of Jesus' resurrection.

# INTRODUCE the Story



**SESSION TITLE:** Jesus' Crucifixion and resurrection

**BIBLE PASSAGE:** Matthew 26–28; 1 Corinthians 15

**STORY POINT:** Jesus gives us life with God forever.

**KEY PASSAGE:** John 3:30

**BIG PICTURE QUESTION:** Why did Jesus become human? Jesus became human to rescue sinners.

## Welcome time

- "He Came Into the World" song
- offering basket
- Allergy Alert
- favorite toys related to the Bible story theme

Play a theme song in the background as you greet preschoolers and follow your church's security procedures. Set an offering basket near the door to collect at an appropriate time. Post an allergy alert, if necessary. Set out a few favorite theme-related toys, such as puzzles and blocks.

## Activity page

- "Who Fits Where?" activity page, 1 per child
- crayons or markers

Invite preschoolers to draw a line matching the people on the bottom to the scene they belong in on the top.

**SAY** • Jesus died on the cross and was buried in a tomb.

A large stone was rolled in front of the tomb, and soldiers stood guard. On the third day, two women went to the tomb. Suddenly an angel came down from heaven, rolled away the stone, and sat on it. Jesus was alive! The women saw Jesus and bowed at His feet to worship Him. You can use these pictures to tell this good news story to your family and friends!

## LOW PREP

- paper (optional)
- crayons or markers (optional)

## Name important things

Encourage children to name important things that have happened to them. Prompt as needed to be sure they include their own births, births of siblings, starting school,

changing babysitters, playing on a ball team, and so forth. Consider encouraging children to choose one of those important things to draw.

**SAY** • We celebrate important things that happen in our lives. You might have a birthday cake or even a party to celebrate the day you were born. Today is Easter. Easter is the day we celebrate the most important thing that ever happened: Jesus died and was raised from the dead.

Tip: Be prepared to respond with tenderness and grace if a child tells about a serious situation.

## Find a doll

Hide a small doll somewhere in the room. Encourage children to find the doll. Choose a child to hide the doll again for the rest of the group to find. Repeat several times.

**SAY** • When someone hid the doll, we had to look for it. We found the doll right where the person who hid the doll left it. Two women in our Bible story today went to Jesus' tomb because that was where a man named Joseph had put Him. But when the women arrived, Jesus was gone! Listen to the Bible story to hear the wonderful surprise Jesus had in store for His friends!

- small doll

## Transition to teach the story

To gain the attention of all the preschoolers to move them to Bible study, show the countdown video, turn the lights off and on, or clap a simple rhythm for the children to copy. Encourage the preschoolers to high-five one another as they arrive in the Bible study area. Comment that in today's Bible story the people heard exciting news!

- countdown video  
(optional)

# TEACH the Story



**SESSION TITLE:** Jesus' Crucifixion and Resurrection

**BIBLE PASSAGE:** Matthew 26–28; 1 Corinthians 15

**STORY POINT:** Jesus gives us life with God forever.

**KEY PASSAGE:** John 3:30

**BIG PICTURE QUESTION:** Why did Jesus become human? Jesus became human to rescue sinners.

## Introduce the Bible story

- Bible
- bookmark
- Giant Timeline

Place a bookmark at Matthew 26 in your Bible. Invite a preschooler to open it. Reverently display the open Bible.

**SAY** • The Bible is God's Word, and it is always true. Our story today is from the Book of Matthew.

Point to the Bible story picture on the giant timeline.

Remind children that all the stories in the Bible fit together to tell an even bigger story. The Bible tells us the big story of how God rescues sinners through His Son, Jesus.

## Watch or tell the Bible story

- Story Point Poster
- "Jesus' Crucifixion and Resurrection" video (optional)
- Bible Story Picture Poster

Show the video or tell the Bible story using the provided storytelling tips. Use the bolded version of the Bible story for young preschoolers.

**SAY** • The most important thing that ever happened is that Jesus died and was raised from the dead. Many people saw with their own eyes that Jesus was alive, like the two women both named Mary, Peter, the rest of Jesus' disciples, and then more than 500 people who followed Him. Jesus is still alive today. We can believe that Jesus is alive! When we turn from sin and trust in Jesus, we have hope and new life. **Jesus gives us life with God forever.**

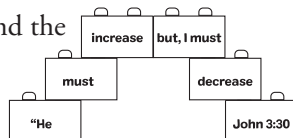
## Practice the key passage

Before the session, write each word of the key passage on a piece of tape on an interlocking block. Place the key passage marker at John 3:30. Invite a child to open your Bible to the key passage. Read the key passage aloud. Stack the blocks in an ascending and descending stair step pattern to illustrate the verse. Say each word as you add block. Guide children to say the key passage using the motions you created in the first session.

- tape
- marker
- large interlocking blocks
- Bible
- Key Passage Marker
- Key Passage Poster
- "He Must Increase (John 3:30)" song
- "He Came Into the World" song

**SAY** • *He* in our key passage is Jesus. The most important thing that ever happened is that Jesus died and was raised from the dead! Jesus is most important of all!

Sing the key passage song, "He Must Increase," and the theme song, "He Came Into the World."



## Learn the big picture question

**SAY** • Our big picture question is, *Why did Jesus become human? Jesus became human to rescue sinners.*

Because Jesus never sinned, He could die on the cross to take the punishment we deserve for our sin. When we trust in Jesus, God forgives us for our sin.

- Big Picture Question Poster



## Missions moment

**SAY** • Jesus is the reason missionaries go all over the world. They want to obey God and take the good news about Jesus to all people, even those who are very hard to reach. Missionaries do hard things so others can hear about Jesus and have life with God forever. Let's watch a video about the gospel.

- "The Gospel" video

Play "The Gospel" missions video.

## Pray and transition to experience the story

# EXPERIENCE the Story



**SESSION TITLE:** Jesus' Crucifixion and resurrection

**BIBLE PASSAGE:** Matthew 26–28; 1 Corinthians 15

**STORY POINT:** Jesus gives us life with God forever.

**KEY PASSAGE:** John 3:30

**BIG PICTURE QUESTION:** Why did Jesus become human? Jesus became human to rescue sinners.

## LOW PREP

### Sing a song

Lead preschoolers in singing the following lyrics to the tune of “London Bridge Is Falling Down.”

“Jesus died for you and me, you and me, you and me.  
Jesus died for you and me, He loves you and me.  
Jesus rose up from the grave, from the grave, from the grave.

Jesus rose up from the grave, He loves you and me.”

**SAY** • Great singing! When people believe that Jesus died for their sin, and rose again from the grave, they are saved from sin! **Jesus gives us life with God forever.**

## LOW PREP

### Decide true or untrue

Direct children to hold their thumbs up if what you say about the Bible story is true and down if what you say is not true. Use the statements below or create your own.

- Jesus never sinned. (*up*)
- Jesus was put on a cross. (*up*)
- Six criminals were put on crosses next to Jesus.  
(*down, two criminals*)
- Jesus was buried in a tomb. (*up*)
- A large door was locked on the tomb. (*down, a large stone was in front of the tomb*)

- Two women named Ava went to the tomb (*down, Mary*)
- The angel said, “Do not be afraid! Jesus is not here! He has risen from the dead.” (*up*)
- The women saw Jesus and worshiped Him. (*up*)
- These people saw Jesus alive. (*down, over 500*)

**SAY** • Good job remembering! The most important thing that ever happened is that Jesus died and was raised from the dead. We can believe that Jesus is alive! When we turn from sin and trust in Him, **Jesus gives us life with God forever.**

## Make resurrection rolls

This recipe is for eight children. Adjust measurements as needed. Preheat a toaster oven to the temperature indicated on the tube of crescent rolls. Melt the butter in the microwave. Mix the cinnamon and sugar in a bowl. Open the rolls and separate the triangles. Give each child a triangle. Dip a marshmallow in the butter and set it on the pointed end of a child's dough. Encourage him to sprinkle the sugar mixture on his marshmallow. Help children wrap their dough around their marshmallow and pinch the edges tightly. Place the balls of dough on a cookie sheet. Ask an adult to bake the rolls according to the directions on the package. Remove from the oven and serve at snack time.

**SAY** • We rolled up our marshmallows and sealed them up tight, but after our rolls baked, the marshmallows were gone! Jesus' body was sealed up tight in the tomb, but when the stone was rolled away, Jesus was gone. Our marshmallows just melted, but Jesus really did come back to life! When we trust in Him, **Jesus gives us life with God forever.**

- toaster oven (adult use)
- microwave (adult use)
- tube of crescent rolls, 8 count
- butter, ¼ cup
- sugar, 2 tablespoons
- cinnamon, 2 tablespoons
- marshmallows, 8
- baking sheet
- bowls
- plastic spoons

Tip: Set a dough triangle on a piece of parchment paper for each child.

- large rocks
- balance scale

Tip: If a balance scale is unavailable, look online for directions on how to make a simple scale from a coat hanger.

## Weigh rocks

Provide several large rocks and a beginner's balance scale. Encourage children to compare the size and weight of the rocks.

**SAY** • Big rocks are heavy, aren't they? How much do you think a rock as big as a door would weigh? Could you move it? In our Bible story today, the women who went to Jesus' tomb saw an angel come down from heaven. The angel rolled away the stone and sat on it. The angel told them the good news that Jesus was alive! ***Why did Jesus become human? Jesus became human to rescue sinners.*** When we turn from sin and trust in Jesus, we have forgiveness and hope. **Jesus gives us life with God forever.**

- small clay flower pots, 1 per child
- stickers
- markers
- coins

Tip: Consider asking parents and/or church members to donate travel-size toiletry items for a mission project included in Unit 20, Session 3.



## Decorate a missions flower pot

Tell preschoolers about how your church gives to global missions. Give each child a small clay flower pot to decorate with stickers and markers. Explain that children can use their flower pot to collect money for missions. Give each child a few coins to get them started collecting.

**SAY** • You can take your flower pot home and use it to collect money for missions. Giving our money is a way we can help missionaries. The money we give helps with things like food, places to live, ways to get around, and Bibles in different languages. When God's people give even a little, God uses it to do a lot! **Jesus gives us life with God forever.** God wants all people to hear this good news!

## Snack and review

Play the countdown video to signal the end of activities. Wash hands and gather preschoolers for snack time. Pray, thanking God for the snack.

Serve the resurrection rolls the children prepared for snack. Notice the marshmallow is gone, and the “tomb” is empty. Comment that the women were so happy to hear that Jesus was alive. Remind preschoolers that **Jesus gives us life with God forever**. When we turn from sin and trust in Jesus, we have hope and new life.

Show the Bible story picture as you ask the following questions. Retell parts of the Bible story as needed.

1. What had Jesus done wrong? (*nothing*)
2. What was rolled in front of the tomb? (*a large stone*)
3. Who went to Jesus’ tomb on the third day? (*two of Jesus’ friends, both named Mary*)
4. What made the women happy at the tomb? (*Jesus had risen. He was alive!*)
5. What did Jesus tell the women to do? (*tell His friends to go to Galilee to meet Him*)
6. ***Why did Jesus become human? Jesus became human to rescue sinners.***

## Transition

When preschoolers finish their snack, they may color the Bible story coloring page, play a simple game to practice the key passage or big picture question, or sing along to the key passage or theme song.

If parents are picking up their children at this time, tell them something that their child enjoyed doing or did well during the session. Distribute the preschool big picture cards for families.

- countdown video (optional)
- Allergy Alert
- paper cups and napkins
- snack food
- Bible Story Picture Poster
- Big Picture Question Poster

- Bible Story Coloring Page
- crayons
- Key Passage Poster
- Big Picture Question Poster
- “He Must Increase (John 3:30)” song
- “He Came Into the World” song
- Big Picture Cards for Families: Babies, Toddlers, and Preschoolers



Use Week of:

## Unit 20 • Session 2

# Jesus' Temptation

### BIBLE PASSAGE:

Matthew 4; Mark 1; Luke 4

### STORY POINT:

Jesus was tempted and never sinned.

### KEY PASSAGE:

John 3:30

### BIG PICTURE QUESTION:

Why did Jesus become human? Jesus became human to rescue sinners.

**INTRODUCE THE STORY**  
(15–20 MINUTES)  
**PAGE 90**



**TEACH THE STORY**  
(10–15 MINUTES)  
**PAGE 92**



**EXPERIENCE THE STORY**  
(20–25 MINUTES)  
**PAGE 94**



Additional resources are available at [gospelproject.com](http://gospelproject.com).

For free training and session-by-session help, visit [MinistryGrid.com/gospelproject](http://MinistryGrid.com/gospelproject).

## LEADER Bible Study

Satan wants to ruin God's plan. In Genesis 3, he tempted Adam and Eve to disobey God. Sin entered the world, and the perfect relationship between God and man was broken. But all along, God had a plan to rescue His people through His Son. So when Jesus came to earth, Satan didn't back down. After Jesus was baptized—beginning His ministry and effectively declaring war on Satan—Satan tempted Jesus.

If Satan could just get Jesus to stray from God's perfect plan—if he could just get Jesus to sin—then Jesus would be disqualified to be the sinless Savior people needed. But Satan could not stop God's plan.

Jesus' temptation is not primarily an example to be followed but more a declaration of who Jesus is. He is the answer to God's promise of a descendant who would crush the head of the snake. (Gen. 3:15) Jesus is the perfect sacrifice required to take away sin. Where Adam failed, Jesus succeeded. Adam brought guilt and death to the human race, but Jesus brings forgiveness and life to all who trust in Him.

Even today, the devil works hard “to steal and kill and destroy” (John 10:10). Teach preschoolers that the power to resist temptation comes from Jesus. Preschoolers may struggle to understand that following Jesus won't mean instant eradication of sin and temptation in our lives. (Sanctification is a lifelong process!) Pray that the preschoolers you teach would see Jesus as their greatest treasure—more valuable than any instant gratification the world has to offer.

Finally, give preschoolers hope for when they fail. Jesus' perfect obedience is credited to those who trust in Him. Remind the preschoolers that “if we confess our sins, he [God] is faithful and righteous to forgive us our sins and to cleanse us from all unrighteousness” (1 John 1:9). We can boldly approach God's throne to receive both grace and mercy when we need it. (See Heb. 4:14-16.)

# The BIBLE Story

## Jesus' Temptation

*Matthew 4; Mark 1; Luke 4*

After Jesus was baptized, God's Spirit led Him into the wilderness. Jesus stayed in the wilderness for many days. He prayed to God and thought about God's plan for His life. Jesus **did not eat anything while He was in the wilderness, and He was very hungry.**


**The devil came to tempt Jesus. He tried to get Jesus to do wrong things. The devil said, "If You are really God's Son, tell these stones to become bread."**

If Jesus used His power to turn the stones into bread, He could eat the bread. Then He wouldn't be hungry anymore. But Jesus said no. He trusted God to give Him what He needed. Then Jesus said, **"This is what the Bible says: Man must not live only on bread, but on all the words that God says."**

Jesus did not sin, so **the devil** tried again. He **took Jesus to the top of the temple** in Jerusalem. The devil said, **"If You are really God's Son, prove it. Jump off the top of the temple. God will protect You."**

Then the devil said, **"The Bible says God will order His angels to keep You safe, and they will protect You so that You will not even trip on a stone."** That is what Psalm 91 says in the Bible.

Again, Jesus said no. Jesus knew the devil was trying to trick Him



by misusing God's words. The devil was being foolish. **Jesus said, "The Bible also says, do not test God."**

**Finally, the devil took Jesus to a high mountain** where they could see land stretched out far and wide. The kingdoms in the land were great. **The devil said, "Look! I will give You all the money and power of these great kingdoms. All You have to do is fall down and worship me!"**

**Jesus said no! "Go away!" He said. "The Bible says, only worship God and only serve God."**

**So the devil went away. Angels came to help Jesus and serve Him. In all of these things, Jesus never sinned.**

*Christ Connection: The devil tried to get Jesus to sin, but Jesus never sinned. Jesus always did the right thing. Jesus died on the cross to rescue us from sin. When we are tempted to sin, we can ask Jesus to help us say no to sin.*

## **Bible Storytelling Tips**

### **• Count it out:**

Use your fingers to count the three temptations with the preschoolers.

### **• Emphasize**

**the Bible:** Each time you tell how Jesus responded to temptation, hold up the Bible.

# INTRODUCE the Story



**SESSION TITLE:** Jesus' Temptation

**BIBLE PASSAGE:** Matthew 4; Mark 1; Luke 4

**STORY POINT:** Jesus was tempted and never sinned.

**KEY PASSAGE:** John 3:30

**BIG PICTURE QUESTION:** Why did Jesus become human? Jesus became human to rescue sinners.

## Welcome time

- "Take It to the Lord" song
- offering basket
- Allergy Alert
- favorite toys related to the Bible story theme

Play a theme song in the background as you greet preschoolers and follow your church's security procedures. Set an offering basket near the door to collect at an appropriate time. Post an allergy alert, if necessary. Set out a few favorite theme-related toys, such as puzzles and blocks.

## Activity page

- "Into the Wilderness" activity page, 1 per child
- crayons or markers

Invite preschoolers to complete the maze to lead Jesus into the wilderness.

**SAY** • After Jesus was baptized, God's Spirit led Him into the wilderness. Jesus stayed in the wilderness for many days. He prayed to God and thought about God's plan for His life. Jesus did not eat anything while He was in the wilderness, and He was very hungry. Listen to our Bible story to hear who came to see Jesus in the wilderness.

## LOW PREP

- red construction paper
- green construction paper
- marker
- tape

## Talk about yes and no

Write *yes* on a green sheet of paper and *no* on a red sheet. Tape the two papers on opposite walls. Point out each sign to children. Suggest situations where children should say "yes" and "no." Suggested situations include when you want to take something that belongs to someone else, when

you want to share a toy with a friend, when you want to hit your brother or sister, when you want to do what your mom or dad tell you to do, when you want to talk when your teacher is telling the Bible story, or when you want to pray to God. Encourage the children to move to the correct sign to answer. Allow preschoolers to take turns suggesting situation.

**SAY** • Sometimes we really want to do something that we know is wrong. We call that being tempted. In our Bible story today, we will hear what Jesus did when He was tempted.

## Play with stones

Place a box of river stones on the floor. Encourage children to stack and balance the stones. Name things the stones would be good for, such as building a fireplace, putting on the road to keep it from getting muddy, and throwing in the lake to make a splash.

• box  
• river stones

**SAY** • The stones are hard! They are different colors and sizes. You named a lot of things to do with stones. Do you think they would be good to eat? [*Allow preschoolers to respond.*] In our Bible story today, Jesus was hungry and the devil told Jesus to turn stones into bread. Listen to hear what Jesus said.

## Transition to teach the story

To gain the attention of all the preschoolers to move them to Bible study, show the countdown video, turn the lights off and on, or clap a simple rhythm for the children to copy. As the children move to Bible study, tell them your favorite Bible verse. Ask them to share their favorite Bible story.

• countdown video  
(optional)

# TEACH the Story



**SESSION TITLE:** Jesus' Temptation

**BIBLE PASSAGE:** Matthew 4; Mark 1; Luke 4

**STORY POINT:** Jesus was tempted and never sinned.

**KEY PASSAGE:** John 3:30

**BIG PICTURE QUESTION:** Why did Jesus become human? Jesus became human to rescue sinners.

## Introduce the Bible story

- Bible
- bookmark
- Giant Timeline

Place a bookmark at Luke 4 in your Bible. Invite a preschooler to open it. Reverently display the open Bible.

**SAY** • Our Bible story today is in the Book of Luke. It is also in Matthew and Mark. Remember that those books are three of the Gospels that tell about Jesus' life. The Bible is true and teaches us about God and Jesus. Point to the Bible story picture on the giant timeline. Remind children that all the stories in the Bible fit together to tell an even bigger story. The Bible tells us the big story of how God rescues sinners through His Son, Jesus.

## Watch or tell the Bible story

- Story Point Poster
- "Jesus' Baptism" video (optional)
- Bible Story Picture Poster

Show the video or tell the Bible story using the provided storytelling tips. Use the bolded version of the Bible story for young preschoolers.

**SAY** • The devil tried three times to get Jesus to do wrong things, but Jesus did not do it. The devil's plan did not work! Jesus always does the right thing. **Jesus was tempted and never sinned.** We are sinners. We do wrong things a lot, but Jesus died on the cross to rescue us from sin. When we are tempted to sin, we can ask Jesus to help us say no to sin.

## Practice the key passage

Place the key passage marker at John 3:30. Invite a child to open your Bible to the key passage. Read the key passage aloud. Form three groups. Lead the first group to say the first phrase of the key passage, the second group to finish the verse and the third group to say the reference. Change parts until all groups have said all three parts.

**SAY** • *He* in our key passage is Jesus. John the Baptist said these words about Jesus. We can also say these words about Jesus and ourselves. Jesus is most important. He is the only One who ever obeyed God perfectly. We look to Him to save us, not anything we can do.

Sing the key passage song, “He Must Increase,” and the theme song, “Take It to the Lord.”

- Bible
- Key Passage Marker
- Key Passage Poster
- “He Must Increase (John 3:30)” song
- “Take It to the Lord” song

## Learn the big picture question

**SAY** • *Why did Jesus become human? Jesus became human to rescue sinners.* Jesus can rescue us from sin because He always did the right thing. **Jesus was tempted and never sinned.**

- Big Picture Question Poster



## Missions moment

**SAY** • Let me tell you a story about Betty Greene, the very first woman missionary pilot. She helped start the Mission Aviation Fellowship. MAF uses small airplanes to go to people who live in hard to reach places, like islands or small mountain villages. Betty Greene wanted people to know about Jesus.

Show preschoolers the pictures of Betty Greene. Read the story aloud. Thank God for missionaries who love Him.

- “Betty Greene” printable

## Pray and transition to experience the story

# EXPERIENCE the Story



**SESSION TITLE:** Jesus' Temptation

**BIBLE PASSAGE:** Matthew 4; Mark 1; Luke 4

**STORY POINT:** Jesus was tempted and never sinned.

**KEY PASSAGE:** John 3:30

**BIG PICTURE QUESTION:** Why did Jesus become human? Jesus became human to rescue sinners.

## LOW PREP

- chart paper or dry erase board
- marker

### List sins on a chart

Encourage children to name things that are sins. Write sins on chart paper or a dry erase board. Offer suggestions as needed. Be sure to include inward sins as well as external behaviors. (List sins in a generic way such as *hitting other people* instead of *Mia hit Jeremiah*.)

**SAY** • Sin is anything we do, say, or think that goes against God. Sometimes sins hurt other people, sometimes they hurt us, but all sin makes God sad. We all sin. We make wrong choices such as disobeying our parents. We hurt our friends by saying or doing mean things. We think things that are angry and wrong. **Jesus was tempted and never sinned.** The devil tried to get Jesus to sin, but Jesus never sinned. Jesus always did the right thing. Jesus died on the cross to rescue us from sin. Because Jesus never sinned, God can forgive us for our sin. He can help us say no to sin when we are tempted too.

- blocks
- Giant Timeline or Small Group Timeline (005802970, optional)
- smart device (optional)

### Build a temple

Guide children to use the blocks to build a temple. If you have a giant timeline or small group timeline in your classroom, show preschoolers the Bible story pictures for Unit 12, Session 3: Solomon Built the Temple or Unit 17,

Session 3: The Temple Was Rebuilt. If a timeline is not available, search on a smart device for images of the temple in Bible times to show preschoolers.

**SAY** • The devil took Jesus to the top of the temple in Jerusalem. The devil told Jesus to jump off the temple and that angels would keep Him safe and protect Him. Was that a good idea? No! Jesus told the devil the Bible says not to test God. The devil tried hard to get Jesus to sin, but Jesus never sinned. ***Why did Jesus become human? Jesus became human to rescue sinners.*** We can ask Jesus to help us say no to sin, and He will help us. Jesus died on the cross so we can be forgiven when we do sin.

## Sing worship songs

Play several of your favorite worship songs. Provide rhythm instruments for children to play as they sing.

**SAY** • I love hearing you worship God! The devil tempted Jesus and told Jesus that he would give Jesus money and power if Jesus would worship him. Jesus said, “No!” **Jesus was tempted and never sinned.** Jesus knew that God is the one who created the whole world. He loves us, and is the only One worthy of our worship! One way we worship God is to sing praises to Him.

- worship songs
- rhythm instruments
- “He Came Into the World” song (optional)
- “He Must Increase (John 3:30)” song (optional)

## Make a scroll

Print a “Say No Scroll” printable for every three children. Cut along the cut lines on the first page to form three pieces. Give a piece to each child. Direct children to tape craft sticks to each end of their paper to create a scroll. Cut apart the verses on the second page. Open your Bible

- “Say No Scroll” printable, 1 for every 3 children
- jumbo craft sticks, 2 per child
- scissors (adult use)
- glue stick
- markers
- yarn or ribbon

to each of the four verses listed. Read each verse and talk about if that verse will help a child say no to sin. Allow the children to choose two Scripture references to glue to their scrolls. Encourage children to use markers to decorate their scrolls. Provide each child with a piece of yarn or ribbon. Tie preschoolers' scrolls closed.

**SAY** • When the devil tried to get Jesus to sin, Jesus told him what the Bible said. God's Word can help us fight against sin, too. ***Why did Jesus become human? Jesus became human to rescue sinners.*** Jesus never sinned. Even though Jesus always did the right thing, He was punished for our sin. When we trust in Jesus, God forgives our sin and gives us life forever with Him where we will never sin, or even be tempted to sin, again!



## Fly an airplane

Print an "Airplane" printable for every two children. Cut out the airplanes before the session. Give each preschooler an airplane. Encourage her to color her airplane and tape the end of a craft stick to the back. Show her how to hold the craft stick handle and "fly" the airplane around the room.

**SAY** • When you play with your airplane, remember to pray for missionary pilots. Seeing an airplane in the sky can also remind us to pray. Missionary pilots like those who work for Missionary Aviation Fellowship help people learn about Jesus. ***Jesus was tempted and never sinned***, but He took the punishment for our sin. When we turn from sin and follow Jesus, we get to be with God forever. Everyone needs to hear this good news!

- "Airplane" printable, 1 for every 2 children
- craft sticks
- crayons
- tape

Tip: Consider asking parents and/or church members to donate travel-size toiletry items for a mission project included in Unit 20, Session 3.

## Snack and review

Play the countdown video to signal the end of activities. Wash hands and gather preschoolers for snack time. Pray, thanking God for the snack.

Serve pretzel sticks and fruit leather for snack. Guide children to wrap the ends of the fruit leather around pretzel sticks to make a scroll. Comment that Jesus knew God's words on the Bible scrolls. He quoted God's Word when the devil tempted Him. Remind preschoolers that **Jesus was tempted and never sinned.**

Show the Bible story picture as you ask the following questions. Retell parts of the Bible story as needed.

1. What did the devil tell Jesus to do to the stones? (*tell them to become bread*)
2. What did the devil tell Jesus to do on top of the temple? (*jump off*)
3. What did the devil tell Jesus to do on the high mountain? (*worship him*)
4. Did Jesus do what the devil told Him to do? (*no*)
5. Did Jesus sin? (*No, Jesus never sinned.*)
6. ***Why did Jesus become human? Jesus became human to rescue sinners.***

## Transition

When preschoolers finish their snack, they may color the Bible story coloring page, play a simple game to practice the key passage or big picture question, or sing along to the key passage or theme song.

If parents are picking up their children at this time, tell them something that their child enjoyed doing or did well during the session. Distribute the preschool big picture cards for families.

- countdown video (optional)
- Allergy Alert
- paper cups and napkins
- snack food
- Bible Story Picture Poster
- Big Picture Question Poster
- pretzel sticks (optional)
- fruit leather (optional)

- Bible Story Coloring Page
- crayons
- Key Passage Poster
- Big Picture Question Poster
- "He Must Increase (John 3:30)" song
- "Take It to the Lord" song
- Big Picture Cards for Families: Babies, Toddlers, and Preschoolers



Use Week of:

## Unit 20 • Session 3

# John Pointed to Jesus

### BIBLE PASSAGE:

Matthew 3; John 1; 3

### STORY POINT:

John told people to follow Jesus.

### KEY PASSAGE:

John 3:30

### BIG PICTURE QUESTION:

Why did Jesus become human? Jesus became human to rescue sinners.

**INTRODUCE THE STORY**  
(15–20 MINUTES)  
**PAGE 102**



**TEACH THE STORY**  
(10–15 MINUTES)  
**PAGE 104**



**EXPERIENCE THE STORY**  
(20–25 MINUTES)  
**PAGE 106**



Additional resources are available at [gospelproject.com](http://gospelproject.com).

For free training and session-by-session help, visit [MinistryGrid.com/gospelproject](http://MinistryGrid.com/gospelproject).

## LEADER Bible Study

Hundreds of years before Jesus was born, the prophets had spoken of a forerunner—someone who would get people ready for Jesus. (Isa. 40:3; Mal. 3:1) At just the right time, “John came baptizing in the wilderness and proclaiming a baptism of repentance for the forgiveness of sins” (Mark 1:4). These baptisms were an outward sign of cleansing for people who had repented of their sins.

John’s followers were concerned when they saw Jesus and His disciples, who were baptizing people too. They came to John, who pointed out several things about himself and about Jesus. Consider these comparisons as John explained that Jesus was greater than John.

First, who were they? John was clear: “I am not the Messiah” (John 3:28). John was not the bridegroom, but the groom’s friend. Jesus is the bridegroom. (John 3:29)

Where did they come from? John was from the earth, and he belonged to the earth. Jesus comes from above and is above all. (John 3:31)

What did they do? John said, “He must increase, but I must decrease.” John was a witness to the Light. (John 1:7-8) He was a voice in the wilderness, and Jesus is the Word. (John 1:14,23) John the Baptist told people to get ready for the Messiah. He baptized with water, but Jesus baptized with the Spirit. (John 1:33)

Finally, why were they here? John went before Jesus and rejoiced with Him. (John 3:28-29) Jesus came to give eternal life. (John 3:36)

John described his joy as being complete. (John 3:29) The One for whom he had prepared the people was here. The time had come for John to step aside and let Jesus take the spotlight. John’s mission was complete.

# The BIBLE Story

## John Pointed to Jesus

*Matthew 3; John 1: 3*

Jesus and His disciples were in the countryside. People came to see them, and Jesus taught the people about God. Many people were baptized.

John the Baptist was nearby. He was baptizing people too. Some of the people who followed John began to argue. John had talked about Jesus, so they went to John.

“Teacher,” they said, “Jesus’ disciples are baptizing people, and people are starting to follow Him.”

John answered, “I told you that I am not the Messiah. I am the messenger who goes before the Messiah to tell people that He is coming.”

It was good that people were being baptized and following Jesus. That’s what they were supposed to do! Jesus is the Messiah God promised.

John said, “Think about a wedding. When two people get married, the man who married the bride is called the groom. His friend stands with him at the wedding, and the friend is happy to be there and to hear the groom’s voice.” John also knew that a wedding is the groom’s special day. The groom’s friend should not make it about himself.

This was how John felt—like a groom’s friend—and Jesus was the



groom. John was happy that Jesus, the Messiah, had come. John said, **“Jesus must become greater, and I must become less.”**

Why was Jesus more important than John? Well, John was from the earth, and he could only tell people about things on earth. Jesus came to earth from heaven, so He could talk about things in heaven because He had seen them!

**God sent Jesus to earth, and Jesus speaks God’s words. Everything Jesus says is true because God always tells the truth.**

**God the Father** loves His Son. He **has given Jesus power over everything. Whoever believes in Jesus will live forever with God in heaven**, but whoever does not believe in Jesus will not live forever.

*Christ Connection: John the Baptist told people to get ready for Jesus. Now Jesus was here, and John’s job was finished. Jesus was greater than John, and John was happy to step aside for Jesus to begin His work.*

## **Bible Storytelling Tips**

• **Call and response:** Pause after each time you say the name *Jesus* in the Bible story, inviting preschoolers to say “the greatest!” in response.

• **Use people figures:** Provide one person figure to represent John and another represent Jesus. When you talk about John in the Bible story, show preschoolers that figure. Show the other figure when talking about Jesus. When you say that Jesus must become greater, lift that figure high. When you say that John must become less, lower that figure.

# INTRODUCE the Story



**SESSION TITLE:** John Pointed to Jesus

**BIBLE PASSAGE:** Matthew 3; John 1; 3

**STORY POINT:** John told people to follow Jesus.

**KEY PASSAGE:** John 3:30

**BIG PICTURE QUESTION:** Why did Jesus become human? Jesus became human to rescue sinners.

## Welcome time

- "Take It to the Lord" song
- offering basket
- Allergy Alert
- favorite toys related to the Bible story theme

Play a theme song in the background as you greet preschoolers and follow your church's security procedures. Set an offering basket near the door to collect at an appropriate time. Post an allergy alert, if necessary. Set out a few favorite theme-related toys, such as puzzles and blocks.

## Activity page

- "Connect the Dots" activity page, 1 per child
- crayons or markers

Invite preschoolers to connect the dots to complete the picture.

**SAY** • A few weeks ago, we heard the Bible story of how **John baptized Jesus**. When Jesus came up from the water, the sky opened and Jesus saw God's Spirit coming down on Him like a dove. Then God's voice came from heaven. "This is My Son," the voice said. "I love Him, and I am very happy with Him!" Today's Bible story is about how John told people Jesus is most important.

## LOW PREP

- paper
- marker
- basket

## Play a follow directions game

Write all the children's names on scraps of paper. Fold the names and put them in a basket. Draw two names from the basket and give those children a direction to follow, such as "Walk over and touch the door" or "Jump three times."

Let the child who finishes first draw two more names and give those children a direction to follow. Continue until all the children have at least one time to follow the directions given.

**SAY** • John knew his job was to tell people that the Messiah was coming. That is what God wanted him to do, and John followed God's directions. God had a different job for His Son, Jesus. John saw that Jesus was following God's directions too. Listen to the Bible story to hear what John told his followers about Jesus.

## Play a card game

Print and cut apart the "Community Helper" cards. Lay out the cards in a faceup grid. Name each community helper and talk about what his or her special job is. Then turn over all the cards and play a matching game where children take turns turning over two cards at a time to find a match. Leave the cards faceup to play for younger preschoolers.

• "Community Helpers"  
printable  
• scissors (adult use)

**SAY** • Each of these people has a special job. He or she works hard to do a job. In our Bible story today, we will hear about how both Jesus and John had different, but special, jobs to do.

## Transition to teach the story

To gain the attention of all the preschoolers to move them to Bible study, show the countdown video, turn the lights off and on, or clap a simple rhythm for the children to copy. Encourage the children to move to Bible study as if they are hurrying to see and hear Jesus.

• countdown video  
(optional)

# TEACH the Story



**SESSION TITLE:** John Pointed to Jesus

**BIBLE PASSAGE:** Matthew 3; John 1; 3

**STORY POINT:** John told people to follow Jesus.

**KEY PASSAGE:** John 3:30

**BIG PICTURE QUESTION:** Why did Jesus become human? Jesus became human to rescue sinners.

## Introduce the Bible story

- Bible
- bookmark
- Giant Timeline

Place a bookmark at John 3 in your Bible. Invite a preschooler to open it. Reverently display the open Bible.

**SAY** • The Bible is the most important book there is because the Bible is God's Word. The Bible is true and tells about Jesus. The Bible story today is in John chapters 1 and 3 and also in the Book of Matthew.

Point to the Bible story picture on the giant timeline. Remind children that all the stories in the Bible fit together to tell an even bigger story. The Bible tells us the big story of how God rescues sinners through His Son, Jesus.

## Watch or tell the Bible story

- Story Point Poster
- "Jesus' Baptism" video (optional)
- Bible Story Picture Poster

Show the video or tell the Bible story using the provided storytelling tips. Use the bolded version of the Bible story for young preschoolers.

**SAY** • John's followers saw that some people were following Jesus instead of following John. John reminded his followers that he was a messenger who was sent to tell the people that the Messiah was coming. John knew that Jesus is God's Son and the Messiah. Now Jesus was here, and John's job was finished. Jesus was greater than John. **John told people to follow Jesus.**

## Practice the key passage

Place the key passage marker at John 3:30. Invite a child to open your Bible to the key passage. Read the key passage aloud. Move around the group, touch each child lightly on the shoulder to say the next word of the verse. Increase your speed as the children become more familiar with the verse.

**SAY** • Our key passage is in today's Bible story. John said these words about Jesus. John's job was to tell people to get ready for Jesus. Jesus was greater than John, and John was happy to step aside for Jesus to begin His work.

Sing the key passage song, "He Must Increase," and the theme song, "Take It to the Lord."

- Bible
- Key Passage Marker
- Key Passage Poster
- "He Must Increase (John 3:30)" song
- "Take It to the Lord" song

## Learn the big picture question

**SAY** • Our big picture question asks, *Why did Jesus become human? Jesus became human to rescue sinners.* Jesus came to earth from heaven. **John told people to follow Jesus.** Jesus was the one who could rescue them. Jesus was the One who could forgive their sin. Whoever believes in Jesus will live forever with God in heaven.

- Big Picture Question Poster



## Missions moment

Display the Thiemann family photo and read the caption to preschoolers.

**SAY** • **John told people to follow Jesus.** Missionaries like this family tell people to follow Jesus too!

Close in prayer for the Thiemann family and their work through Missionary Aviation Fellowship in Africa.

- "Thiemann Family" printable

## Pray and transition to experience the story

# EXPERIENCE the Story



**SESSION TITLE:** John Pointed to Jesus

**BIBLE PASSAGE:** Matthew 3; John 1; 3

**STORY POINT:** John told people to follow Jesus.

**KEY PASSAGE:** John 3:30

**BIG PICTURE QUESTION:** Why did Jesus become human? Jesus became human to rescue sinners.

## LOW PREP

• classroom objects

### Compare objects

Look around the room and choose two items of different sizes, weights, or lengths. For younger preschoolers, make sure the items are extremely different. Ask the children which is longer or taller or heavier. Be prepared to use body language to give clues. Think of objects the children would be familiar with (watermelon, loaf of bread, beach ball, basketball) and ask questions comparing them also.

**SAY** • Look at these two blocks. Which one is longer?

Look at the chair and the table. Which one would be heavier? Think about a watermelon and a loaf of bread. Which one would be the heaviest? [*Continue with several more examples.*] John the Baptist told people to get ready for Jesus. John knew that Jesus was greater than John, and John was happy to step aside for Jesus to begin His work. **John told people to follow Jesus.**

## LOW PREP

• Bible

### Play a guessing game

Describe a child. Encourage children guess who you are describing. With a bigger group, you may also guide all the children who fit a description to stand and sit down when the description no longer describes them. (For example, all the children with brown hair can stand. Then those who

are not wearing green shoes must sit down.) Continue to describe the child until only one child is standing. Open the Bible and read Isaiah 40:30. Comment that the verse is in the Old Testament and is a prophecy that described John.

**SAY** • You guessed whom I was describing! Do you think the people who heard John preach in the wilderness knew that the prophet Isaiah had described John many years before he was born? This verse tells us that John the Baptist had a special job to tell people to get ready for Jesus. **John told people to follow Jesus.**

## Dress up for a wedding

Provide fancy dress-up clothes and artificial flowers for preschoolers to play out being in or going to a wedding. Consider contacting leaders before the session to ask them to bring wedding photos from home to show preschoolers. You may use a smart device to look up wedding pictures online. Look at the pictures together and name the people (groom, bride, parents, bridesmaids, groomsmen). Ask who is most important.

**SAY** • At a wedding everyone who is there wants to see the groom and the bride. It is their special day! They are the most important. John had been telling the people to get ready for Jesus. Jesus was here, and John's job was finished. Jesus was greater than John, and John was happy to step aside for Jesus to begin His work. **John told people to follow Jesus.** John knew that Jesus had come to rescue sinners.

- dress-up clothes
- artificial flowers
- wedding photos (optional)
- smart device (optional)

## Work puzzles and look at books

Gather puzzles featuring Jesus and illustrated Bibles or Bible

- puzzles featuring Jesus
- illustrated children's Bibles
- Bible storybooks
- Giant Timeline (optional)
- Small Group Timeline (optional)

storybooks with pictures of Jesus. Encourage the children to talk about the pictures of Jesus in the books and on the puzzles. Ask questions to help them review the Bible stories about Jesus they have heard recently. Consider using the giant timeline or small group timeline to review Bible stories from the last several weeks as well.

**SAY** • Jesus was greater than John, and John was happy to step aside for Jesus to begin His work. **John told people to follow Jesus.** John knew that God had sent Jesus to rescue people from sin! John's special job was to point people to Jesus, God's Son.



## Make travel kits

- small travel items (toothbrushes, toothpaste, mouthwash, deodorant)
- quart-sized ziplock bags
- index cards or construction paper
- crayons

Explain that while we all cannot travel far away, we can all join in what God is doing around the world. Gather an assortment of travel supplies, donated or purchased. Set the items out on a table. Invite preschoolers to make travel kits by putting one of each item in a quart-sized ziplock bag. You may also set up an assembly line by assigning each preschooler an item to put in the bag. Guide preschoolers to draw pictures to put in the bags as well. Consider transcribing a message, such as *We are praying for you!* or *Thank you for serving God!* on each drawing. Give the bags to your church staff or missions team to be distributed.

**SAY** • These travel kits will go to members of our church going on mission trips to share the good news about Jesus. This is a way we can join in God's work on their trip even if we cannot go ourselves. Let's pray for the people who will get these bags and the people they will meet on their trips.

## Snack and review

Play the countdown video to signal the end of activities. Wash hands and gather preschoolers for snack time. Pray, thanking God for the snack.

Serve white snack cakes or cupcakes for snack. Compare the cakes to wedding cakes. Comment that John said at a wedding, the groom is more important than his friends. John knew that Jesus was more important than he was. Remind children that **John told people to follow Jesus.**

Show the Bible story picture as you ask the following questions. Retell parts of the Bible story as needed.

1. Who were the two men teaching and baptizing?  
(*John the Baptist and Jesus*)
2. What did John say his job was? (*to be the messenger who told people the Messiah was coming*)
3. Who is the most important at a wedding, the groom or his friends? (*the groom*)
4. Who sent Jesus to earth? (*God*)
5. Where do people who believe in Jesus live forever?  
(*with God in heaven*)
6. ***Why did Jesus become human? Jesus became human to rescue sinners.***

## Transition

When preschoolers finish their snack, they may color the Bible story coloring page, play a simple game to practice the key passage or big picture question, or sing along to the key passage or theme song.

If parents are picking up their children at this time, tell them something that their child enjoyed doing or did well during the session. Distribute the preschool big picture cards for families.

- countdown video (optional)
- Allergy Alert
- paper cups and napkins
- snack food
- Bible Story Picture Poster
- Big Picture Question Poster
- white snack cakes or cupcakes (optional)

- Bible Story Coloring Page
- crayons
- Key Passage Poster
- Big Picture Question Poster
- "He Must Increase (John 3:30)" song
- "Take It to the Lord" song
- Big Picture Cards for Families: Babies, Toddlers, and Preschoolers

Use Week of:

## Unit 20 • Session 4

# Jesus Called Disciples

### BIBLE PASSAGE:

Matthew 4; 9; Mark 1–3; Luke 5–6

### STORY POINT:

Jesus chose disciples to follow Him.

### KEY PASSAGE:

John 3:30

### BIG PICTURE QUESTION:

Why did Jesus become human? Jesus became human to rescue sinners.



**INTRODUCE THE STORY**  
(15–20 MINUTES)  
**PAGE 114**



**TEACH THE STORY**  
(10–15 MINUTES)  
**PAGE 116**



**EXPERIENCE THE STORY**  
(20–25 MINUTES)  
**PAGE 118**



Additional resources are available at [gospelproject.com](http://gospelproject.com).

For free training and session-by-session help, visit [MinistryGrid.com/gospelproject](http://MinistryGrid.com/gospelproject).

## LEADER Bible Study

In the first century, *rabbi* was a title given to a respected expert in the law of Moses. A rabbi studied the Scriptures and taught through speaking and writing. Jews wanted to honor God in how they lived, and they looked to the rabbis to instruct them in their behavior.

The word *rabbi* translates “my master.” Jewish students would seek out a rabbi and ask to follow him. A rabbi would choose only a few highly-promising students to be his disciples. If a student was not accepted by the rabbi, he likely returned home to learn a trade. Those chosen to be a rabbi’s disciples followed him everywhere. They learned from the rabbi how to think and how to act. They trusted the rabbi, and the goal was to become just like him.

When Jesus chose His disciples, His strategy was unusual. Rather than waiting for students to come to Him, Jesus sought out His disciples among the people who followed Him. He found them working—fishing and repairing nets. Some of Jesus’ disciples were introduced to Him by their friends. He approached these ordinary men and said, “Follow Me.” Their response? “Immediately they left ... and followed him” (Matt. 4:20,22).

The Twelve—Simon (Peter) and his brother Andrew; James and John; Philip; Bartholomew; Matthew; Thomas; James, son of Alphaeus; Thaddaeus; Simon; and Judas—spent time with Jesus during His ministry. Jesus taught them how to live in light of God’s coming kingdom. He commissioned them to teach others about Him. The good news about Jesus is too great to not share with the entire world.

The call to follow Jesus is not an easy one. Jesus said, “If anyone wants to follow after me, let him deny himself, take up his cross, and follow me” (Matt. 16:24). Jesus calls us to do the same—to surrender our lives for His purposes and perhaps even to die. “For whoever wants to save his life will lose it, but whoever loses his life because of me will find it” (Matt. 16:25).

# The BIBLE Story

## Jesus Called Disciples

*Matthew 4; 9; Mark 1–3; Luke 5–6*

Jesus' ministry had begun. Jesus taught people about God and His Kingdom. People started talking about Jesus and the things He was saying. They wanted to know more, so big crowds of people followed Jesus to hear Him teach.


**One day, Jesus was walking along the sea. He saw two brothers: Simon—who was called Peter—and Andrew. Peter and Andrew were fishermen. They were throwing nets into the sea to catch fish.**

**Jesus said to them, “Follow Me, and I will teach you to fish for people!” Peter and Andrew dropped their nets right away and followed Jesus.**

**Later, He saw two more brothers: James and John. James and John were in a boat with their father. The men were fixing their fishing nets. Jesus talked to them and they got up, too. James and John left their father and their boat, and they followed Jesus.**

**Jesus traveled further, and He saw a man named Matthew, also called Levi.**

**Matthew was a tax collector, sitting at an office where people paid taxes. Some people didn't like tax collectors because they often took more money than they were supposed to and kept it for themselves. Jesus said to Matthew, “Follow Me!” So Matthew got up.**



## He left everything behind, and he followed Jesus.

Matthew had a big party at his house for Jesus and His friends. Tax collectors and other sinners came. The religious leaders did not think Jesus should be friends with people who did wrong things. They asked Jesus' disciples, "Why does Jesus eat and drink with tax collectors and sinners?"

Jesus heard the leaders and said, "People who are healthy do not need a doctor, but sick people do. I did not come to help good people; I came to help sinners turn back to God."

**Later, Jesus chose 12 of His friends to be His disciples. That meant Jesus was going to give them a special job to do. They would work with Jesus and tell others about Him.**

These are the men Jesus chose: Simon (who was called Peter), Simon's brother Andrew, James and John, Philip and Bartholomew, Matthew and Thomas, James the son of Alphaeus (al FEE uhs), Thaddaeus (THAD ih uhs), Simon the Zealot, and Judas Iscariot (iss KAR ih aht).

*Christ Connection: Jesus came to earth to show what God is like and save people from their sins. This is very good news! Jesus told His disciples to tell people about Him, and we are Jesus' disciples when we trust in Him. Everyone in the world needs to hear about Jesus.*

## Bible Storytelling Tips

### • **Look at the disciples' names:**

List the disciples' names on a chart or dry erase board as they appear in the Bible story before the session. Cover each name with a strip of paper. Remove the strips of paper as you come to each disciple's name in the Bible story. Read the names at the end of the story and let the children echo read the names.

### • **Count to 12:** Gather 12 people figures or other items. Pick up one figure at a time as each disciple is mentioned in the Bible story. Count to 12 as you pick up all the figures.

# INTRODUCE the Story



**SESSION TITLE:** Jesus Called Disciples

**BIBLE PASSAGE:** Matthew 4; 9; Mark 1–3; Luke 5–6

**STORY POINT:** Jesus chose disciples to follow Him.

**KEY PASSAGE:** John 3:30

**BIG PICTURE QUESTION:** Why did Jesus become human? Jesus became human to rescue sinners.

## Welcome time

- “Take It to the Lord” song
- offering basket
- Allergy Alert
- favorite toys related to the Bible story theme

Play a theme song in the background as you greet preschoolers and follow your church’s security procedures. Set an offering basket near the door to collect at an appropriate time. Post an allergy alert, if necessary. Set out a few favorite theme-related toys, such as puzzles and blocks.

## Activity page

- “Match the Fish” activity page, 1 per child
- crayons or markers

Guide children to draw lines connecting the matching fish.

**SAY** • There are many kinds of fish in this picture! You did a good job of matching the fish. In our Bible story today, **Jesus chose disciples to follow Him**. Several of the disciples were fishermen. Jesus told them He would teach them to fish for people! Listen to the Bible story to find out what Jesus meant.

## LOW PREP

- paper
- markers

Tip: Be sensitive to preschoolers who may struggle with friendships. Be prepared to offer suggestions.

## Draw your friends

Give each child a paper and markers. Encourage each child to draw a picture of himself and his friends. Help preschoolers write their friends’ names to label the picture, if desired.

**SAY** • You drew your friends. It is good to have friends. Today in our Bible story we will hear about Jesus choosing twelve men to be His helpers or *disciples*.

Jesus called these men His friends. They traveled with Him as He taught about God and helped people.

## Pretend to fish

Use tape to make an outline of a boat on the floor or turn a table over to serve as a boat. Invite preschoolers to pretend to fish by playing out casting a fishing rod or net overboard. Ask children if they have been fishing before. Invite them to tell about their experiences.

· painter's tape

**SAY** • Pretending to fish is fun! You probably use a fishing rod when you go fishing. You cast the hook into the water. Then you wait for the fish to bite on the hook so you can reel it in. The people in our Bible story today had boats and large nets to catch fish. They would throw the net over one side of the boat and wait for many fish to swim into the net. Then they pulled the net closed and took the fish to shore to sell. We will learn more about several fishermen today in our Bible story.

## Transition to teach the story

To gain the attention of all the preschoolers to move them to Bible study, show the countdown video, turn the lights off and on, or clap a simple rhythm for the children to copy. Encourage the preschoolers to pretend to swim like a fish as they move to the Bible study area.

· countdown video  
(optional)

# TEACH the Story



**SESSION TITLE:** Jesus Called Disciples

**BIBLE PASSAGE:** Matthew 4; 9; Mark 1–3; Luke 5–6

**STORY POINT:** Jesus chose disciples to follow Him.

**KEY PASSAGE:** John 3:30

**BIG PICTURE QUESTION:** Why did Jesus become human? Jesus became human to rescue sinners.

## Introduce the Bible story

- Bible
- bookmark
- Giant Timeline

Place a bookmark at Matthew 4 in your Bible. Invite a preschooler to open it. Reverently display the open Bible.

**SAY** • Our story today is from Matthew. It is also in the Books of Mark and Luke. What do we call the four books at the beginning of the New Testament that tell about Jesus' life? (*The Gospels*) The Bible tells the true stories of God's Son, Jesus.

Point to the Bible story picture on the giant timeline. Remind children that all the stories in the Bible fit together to tell an even bigger story. The Bible tells us the big story of how God rescues sinners through His Son, Jesus.

## Watch or tell the Bible story

- Story Point Poster
- "Jesus Called Disciples" video (optional)
- Bible Story Picture Poster

Show the video or tell the Bible story using the provided storytelling tips. Use the bolded version of the Bible story for young preschoolers.

**SAY** • Jesus' began teaching people about God and His Kingdom. In Bible times, disciples chose a teacher to follow, but **Jesus chose disciples to follow Him.** Jesus' disciples left everything behind to follow Jesus. We are Jesus' disciples when we trust in Him. Jesus gives us the special job of telling people about Him. Everyone in the world needs to hear about Jesus.

## Practice the key passage

Place the key passage marker at John 3:30. Invite a child to open your Bible to the key passage. Read the key passage aloud. Play music and pass a Bible around the group. Stop the music and ask the child holding the Bible to say the key passage. Offer assistance as needed. Repeat several times.

**SAY** • Jesus is most important of all. Everyone in the world needs to hear about Jesus. That's why we say He must increase, but we must decrease. God made us to show how great Jesus is, not how great we are!

Sing the key passage song, "He Must Increase," and the theme song, "Take It to the Lord."

- Bible
- Key Passage Marker
- Key Passage Poster
- "He Must Increase (John 3:30)" song
- "Take It to the Lord" song

Option: For a large group, use several Bibles and ask everyone holding a Bible to stand and say the key passage together.

## Learn the big picture question

**SAY** • Our big picture question asks, *Why did Jesus become human? Jesus became human to rescue sinners.* Jesus became human, and then He chose ordinary humans to join Him in His work of rescuing the world from sin.

- Big Picture Question Poster



## Missions moment

**SAY** • We have been learning about Missionary Aviation Fellowship, MAF, and how they are helping make sure everyone in the world hears about Jesus. We can be a part of what MAF is doing in three ways. [Invite preschoolers to hold up a finger to number the ways they can help.] 1. We can send supplies through MAF, like Bibles and school supplies. 2. We can adopt an airplane and give money to help keep it running. 3. We can pray! Let's do that now!

## Pray and transition to experience the story

# EXPERIENCE the Story



**SESSION TITLE:** Jesus Called Disciples

**BIBLE PASSAGE:** Matthew 4; 9; Mark 1–3; Luke 5–6

**STORY POINT:** Jesus chose disciples to follow Him.

**KEY PASSAGE:** John 3:30

**BIG PICTURE QUESTION:** Why did Jesus become human? Jesus became human to rescue sinners.

## LOW PREP

### Play a “follow me” game

Seat children in a circle. Walk around the room and call different children’s names and say, “Follow me.” Continue walking and choose children to follow until everyone is in line. Move in circles and back and forth so the children have to pay attention. Choose children randomly so no one knows who will be picked next. Play again as time allows. For large groups, play this game in groups of 12.

**SAY** • Jesus had begun His ministry. **Jesus chose disciples to follow Him.** He said to each of those twelve men, “Follow Me.” Jesus told His disciples to tell people about Him. Jesus came to earth to show what God is like and save people from their sins. Everyone in the world needs to hear this good news!

### Stamp the disciples’ names

- index cards
- markers
- rubber stamp alphabet
- washable stamp pads
- alphabet blocks or magnetic letters (optional)
- paper

Write each disciple’s name on an index card. Provide a rubber stamp alphabet and paper. Encourage children to stamp as many of the disciples’ names as they can. If rubber stamps are not available, provide alphabet blocks or magnetic letters and encourage children to work together to spell as many names as they can. Be prepared to assist younger preschoolers by pointing to a letter in a disciple’s name and encouraging them to find the correct stamp.

**SAY • Jesus chose disciples to follow Him.** Jesus chose twelve men to be His special helpers and friends. You stamped their names. Jesus told His disciples to tell people about Him, and we are Jesus' friends when we trust in Him. Everyone in the world needs to hear the good news that Jesus came to earth to save people from their sins.

## Prepare a party

Provide paper plates, paper cups, napkins, plastic utensils, and streamers. Encourage children to prepare for a party. They may decorate and pretend to serve one another refreshments. While children play, retell the part of the Bible story where Matthew had a big party at his house for Jesus and his friends. Ask children whom they would invite if they had a party for their friends to learn about Jesus.

- paper plates
- paper cups
- napkins
- plastic utensils
- streamers
- tape

**SAY • Jesus chose disciples to follow Him.** One of the disciples Jesus chose was a tax collector named Matthew. Matthew had a big party at his house for Jesus and his friends. Some people didn't like tax collectors because they often took more money than they were supposed to and kept it for themselves. The religious leaders did not think Jesus should be friends with a tax collector, but Jesus said, "I did not come to help good people; I came to help sinners turn back to God." Jesus wants all people to turn from their sin and follow Him.

- "Disciple Fish" printable
- scissors (adult use)
- paper clips
- large plastic bin
- yarn or string
- magnet
- dowel

## Match the disciples' names

Print "Disciple Fish" and cut out the pairs of fish. Put a paper clip on the mouth end of one set of fish. Spread out those fish in a large plastic bin. Place the bin on the floor

beside a table. Spread the other set of fish on the table. Cut a 2-foot piece of yarn. Tie a dowel to one end and a magnet to the other to create a fishing pole. Invite preschoolers to take turns “catching” a fish and finding its match on the table. Read the names on the fish as the children catch them. Retell the Bible story as children fish.

**SAY • Jesus chose disciples to follow Him.** Four of the men Jesus chose were fishermen. When Jesus said, “Follow Me,” they left their boats and their nets, and they followed Him. Jesus said He would teach them to fish for people. Jesus was not talking about fishing for people in a river, lake, or ocean, Jesus was talking about telling people the good news about Him. Jesus came to earth to show what God is like and save people from their sins. Everyone in the world needs to hear about Jesus.



## Pray for MAF missionaries

- construction paper, 2 colors
- scissors (adult use)
- cups, 2

Tip: Draw a picture to describe the word on each strip for early readers.

Write *missionary kids, pilots, mechanics, technology specialists, and teachers* on one color of paper strips. Place the strips in a cup labeled *MAF Team Members*. Write *health, safety, money, people, and hearts* on another color of paper strips. Place those strips in a cup labeled *Prayer Needs*. Invite preschoolers to take turns drawing one strip from each cup. Lead preschoolers in saying sentence prayers to pray the prayer need drawn for the team member drawn.

**SAY •** Prayer is so important to everyone on the Missionary Aviation Fellowship team. When we pray for the MAF team, God meets their needs in amazing ways. God uses the MAF team to share the love of Jesus with people who are very hard to get to. Everyone in the world needs to hear about Jesus.

## Snack and review

Play the countdown video to signal the end of activities. Wash hands and gather preschoolers for snack time. Pray, thanking God for the snack.

Serve fish-shaped crackers for snack. Comment that several of the men that Jesus chose as His disciples were fishermen. Remind preschoolers that **Jesus chose disciples to follow Him**. He told them to tell people about Him. People all over the world need to know about Jesus.

Show the Bible story picture as you ask the following questions. Retell parts of the Bible story as needed.

1. What were Simon Peter and Andrew doing when Jesus saw them? (*fishin* )
2. What did Jesus say to them? (*"Follow Me, and I will teach you to fish for people "*)
3. Who were the other fishermen Jesus saw fixing their nets before Jesus called them? (*James and John*)
4. What was Matthew's job? (*He was a tax collector.*)
5. What was the special job Jesus gave His disciples? (*work with Jesus and tell others about Him*)
6. ***Why did Jesus become human? Jesus became human to rescue sinners.***

## Transition

When preschoolers finish their snack, they may color the Bible story coloring page, play a simple game to practice the key passage or big picture question, or sing along to the key passage or theme song.

If parents are picking up their children at this time, tell them something that their child enjoyed doing or did well during the session. Distribute the preschool big picture cards for families.

- countdown video (optional)
- Allergy Alert
- paper cups and napkins
- snack food
- Bible Story Picture Poster
- Big Picture Question Poster
- fish-shaped crackers (optional)

- Bible Story Coloring Page
- crayons
- Key Passage Poster
- Big Picture Question Poster
- "He Must Increase (John 3:30)" song
- "Take It to the Lord" song
- Big Picture Cards for Families: Babies, Toddlers, and Preschoolers

Use Week of:

## Unit 21 • Session 1

# Jesus' Early Miracles

### BIBLE PASSAGE:

Mark 1

### STORY POINT:

Jesus' miracles helped people.

### KEY PASSAGE:

John 3:16

### BIG PICTURE QUESTION:

What makes people special? People are special because God made us in His own image.

**INTRODUCE THE STORY**  
(15–20 MINUTES)  
**PAGE 126**



**TEACH THE STORY**  
(10–15 MINUTES)  
**PAGE 128**



**EXPERIENCE THE STORY**  
(20–25 MINUTES)  
**PAGE 130**



Additional resources are available at [gospelproject.com](http://gospelproject.com).

For free training and session-by-session help, visit [MinistryGrid.com/gospelproject](http://MinistryGrid.com/gospelproject).

## LEADER Bible Study

Early in His ministry, Jesus and His disciples traveled to Capernaum, a town on the northwestern shore of the Sea of Galilee. Capernaum became Jesus' home and headquarters. (See Matt. 4:13.) He entered the synagogue on the Sabbath, when people would gather to hear and learn from the Scriptures.

Jesus quickly set Himself apart from the scribes and other religious teachers. Unlike the scribes, who relied completely on traditional interpretations of the Torah from other teachers, Jesus spoke with authority. His teaching came from His own authority as the Author of truth, and it had a profound effect on His listeners—they were astonished!

The early miracles recorded in Mark 1 demonstrate Jesus' power and authority as the Son of God. Jesus drove an unclean spirit from a man in the synagogue; even the demons obey His commands. Then Jesus healed Peter's mother-in-law, and that evening the people in the town brought to Jesus all those who were sick or afflicted with unclean spirits. What did Jesus do? He healed them! (Mark 1:34)

Jesus' miracles continued, and He healed a man with leprosy. Leprosy is a skin disease that would have marked a person as "unclean," requiring him to be separated from the community. Jesus had compassion on the man and healed him immediately.

Jesus' miracles brought many people to faith in Him. They also proved that Jesus is the Messiah, the Son of God. These miracles strengthened people's faith and met their needs. Isaiah prophesied that the promised Messiah would bear our sickness and carry our pain. (Isa. 53:4) Jesus fulfilled this prophecy as He healed people.

Help preschoolers make the connection that through Jesus, God did what is impossible for us to do on our own. He provided forgiveness, salvation, and eternal life for all who would trust in Him.

# The BIBLE Story

## Jesus' Early Miracles

*Mark 1*

Jesus and His disciples traveled to a town called Capernaum (kuh PUHR nay uhm). **Jesus went into a synagogue and started teaching.** The people there were very surprised. Jesus was not like other teachers.

He spoke with power, like someone in charge.

**Suddenly, a man with an unclean spirit shouted, “Why are You here, Jesus? Have You come to destroy us? I know who You are—the Holy One of God!” Jesus commanded the spirit to be quiet and come out of the man. The spirit came out.**

**Everyone was amazed! “Who is this Jesus?” they asked. “He teaches with power, and the unclean spirits obey Him!”** People all across the land were talking about Jesus.

**Next, Jesus and His disciples went to Simon and Andrew’s house. Simon’s mother-in-law was in bed with a fever. Jesus went to her, took her hand, and healed her.**

She got up and began to serve them. **That evening, large crowds of people came to the house with others who were sick or bothered by evil spirits, and Jesus healed them too.**

**Early the next morning, Jesus went out by Himself to pray. Simon and the other disciples found Him and said, “Everyone is looking**



for You.”

Jesus said, “Let’s go on to the nearby villages so I can preach there too. This is why I have come.”

Jesus traveled throughout the land. He preached and drove out demons. One day, a man with a skin disease came to Jesus. He got on his knees and begged Him: “If You are willing, You can make me clean.” Jesus was willing, and He healed the man.

*Christ Connection: Jesus cares about people. Jesus’ miracles helped people and showed that He is the Son of God. Through Jesus, God does for us what we cannot do for ourselves. He provides forgiveness and life with God forever.*

## **Bible Storytelling Tips**

- **Teaching and healing:** Cut out lips and a hand from construction paper. As you tell the Bible story, hold up the lips when Jesus speaks with authority. When Jesus heals someone, hold up the hand.
- **Be dramatic:** Use different voices and shift your body in different positions to represent the various people in the Bible story. Move around the room and emphasize expressions of surprise and amazement.

# INTRODUCE the Story



**SESSION TITLE:** Jesus' Early Miracles

**BIBLE PASSAGE:** Mark 1

**STORY POINT:** Jesus' miracles helped people.

**KEY PASSAGE:** John 3:16

**BIG PICTURE QUESTION:** What makes people special? People are special because God made us in His own image.

## Welcome time

- "Take It to the Lord" song
- offering basket
- Allergy Alert
- favorite toys related to the Bible story theme

Play a theme song in the background as you greet preschoolers and follow your church's security procedures. Set an offering basket near the door to collect at an appropriate time. Post an allergy alert, if necessary. Set out a few favorite theme-related toys, such as puzzles and blocks.

## Activity page

- "Help, Please!" activity page, 1 per child
- crayons or markers

Lead preschoolers to draw a line from each sick or injured person to the item he or she needs to help him or her.

**SAY** • Good job connecting each person to the thing that would help him or her get better! In our Bible story today, we will learn how Jesus helped people with all kinds of problems. But Jesus helped them more than any of these things could. Jesus cares about people!

## LOW PREP

- Suggested jobs:
- teacher
  - doctor
  - police officer
  - cashier
  - cook
  - lifeguard

## Guess who

Describe a job in simple terms and invite children to guess whom you are talking about. You may describe a teacher by saying "someone who helps a class of children learn things," or describe a doctor by saying "this person helps you stay healthy." End the activity by describing Jesus as "the Son of God who came to save us."

**SAY** • You knew exactly whom I was talking about! The

people in our Bible story today knew that Jesus was the Son of God by the things He said and did. Let's listen to find out how exactly they knew who Jesus was!

## Can you, will you?

Ask children if they can do something challenging. They may answer, but advise them not to do it until you ask "will you?" Use the challenges in the margin or create your own, switching up when you add "will you" to keep the children's attention.

**SAY** • Being both willing and able to do something is important. You might want to drive a car, but you cannot. Or you might be able to clean your room, but not want to. A man in our Bible story today knew that only Jesus could heal him, but he did not know if Jesus would be willing. Do you think Jesus helped the man? Listen to the Bible story to find out.

## LOW PREP

Suggested  
challenging  
activities:

- touch nose with tongue
- sit on the floor, legs extended and touch toes
- touch a high mark on a wall
- stand on one foot for a given length of time

## Transition to teach the story

To gain the attention of all the preschoolers to move them to Bible study, show the countdown video, turn the lights off and on, or clap a simple rhythm for the children to copy. Invite preschoolers to pretend to be sick by holding their stomachs as they move to Bible study.

- countdown video (optional)

# TEACH the Story



**SESSION TITLE:** Jesus' Early Miracles

**BIBLE PASSAGE:** Mark 1

**STORY POINT:** Jesus' miracles helped people.

**KEY PASSAGE:** John 3:16

**BIG PICTURE QUESTION:** What makes people special? People are special because God made us in His own image.

## Introduce the Bible story

- Bible
- bookmark
- Giant Timeline

Place a bookmark at Mark 1 in your Bible. Invite a preschooler to open it. Reverently display the open Bible.

**SAY** • Over the next few weeks, we will learn about some amazing things Jesus did on earth. There are four Bible books about Jesus' life on earth called the Gospels.

Today's Bible story comes from the Gospel of Mark. Point to the Bible story picture on the giant timeline. Remind children that all the stories in the Bible fit together to tell an even bigger story. The Bible tells us the big story of how God rescues sinners through His Son, Jesus.

## Watch or tell the Bible story

- Story Point Poster
- "Jesus' Early Miracles" video (optional)
- Bible Story Picture Poster

Show the video or tell the Bible story using the provided storytelling tips. Use the bolded version of the Bible story for young preschoolers.

**SAY** • Jesus healed people who were sick or bothered by evil spirits because Jesus cares about people. **Jesus' miracles helped people** and showed that He is the Son of God. Miracles are amazing things that people can't normally do. These miracles pointed ahead to Jesus' greater miracle. Through Jesus, God does for us what we cannot do for ourselves. He provides forgiveness and life with God forever.

## Practice the key passage

Place the key passage marker at John 3:16. Invite a child to open your Bible to the key passage. Read the key passage aloud. Create motions for preschoolers to use as they say the key passage. Use the key passage song video for inspiration.

**SAY** • Jesus healed people because He cares about them.

But He didn't just help the people we heard about in our Bible story today. He gave His life to provide forgiveness and life with God forever to everyone who trusts in Him as the Son of God!

Sing the key passage song, "For God Loved the World," and the theme song, "Take It to the Lord."

- Bible
- Key Passage Marker
- Key Passage Poster
- "For God Loved the World (John 3:16)" song
- "Take It to the Lord" song

## Learn the big picture question

**SAY** • Jesus cares about all people because God made every person in His own image. That's our new big picture question: *What makes people special? People are special because God made us in His own image.* Being made in God's image means that God made us to be like Him in certain ways.

- Big Picture Question Poster



## Missions moment

Hold a basketball and ask preschoolers to tell you what they know about the game of basketball.

**SAY** • Did you know that missionaries can be basketball players? One missionary named Heiden Ratner uses basketball to share the story of Jesus. God showed him that he can be more than a basketball player, and now he helps people like Jesus helped people.

Play the "Better Than Basketball" missions video.

- basketball
- "Better Than Basketball" video

## Pray and transition to experience the story

# EXPERIENCE The Story



**SESSION TITLE:** Jesus' Early Miracles

**BIBLE PASSAGE:** Mark 1

**STORY POINT:** Jesus' miracles helped people.

**KEY PASSAGE:** John 3:16

**BIG PICTURE QUESTION:** What makes people special? People are special because God made us in His own image.

## LOW PREP

• timer (optional)

### Play healing tag

Ask children to spread around the room and freeze in any position. Explain that they can only unfreeze when you tag them, and then they may crowd around you and try to prevent you from tagging other children. Tag as many children as you can until everyone is unfrozen or you cannot move forward. Play again, timing how quickly you can tag everyone or allowing another child to tag, if desired.

**SAY** • Jesus healed many people just by a touch or a word.

**Jesus' miracles helped people** and showed that He is the Son of God. But large crowds gathered around Him and made it hard for Him to keep teaching. So Jesus often snuck away by Himself so He could pray and travel on. He wanted to tell more people about God's love!

### Listen to a guest reader

• guest  
• Bible or other book  
• camera (optional)

Invite a gifted storyteller, such as an author, audio book reader, literature teacher, or library storyteller, to read to your class. Encourage the guest to read the Bible story or an age-appropriate story he or she created with enthusiasm. Emphasize the guest's powerful reading to the preschoolers. Allow time for each child to take his or her picture with the guest, if desired. Follow your church's security procedures

regarding photographing children.

**SAY** • That was so special to hear [guest] read! He [She] speaks so clearly. God made [guest] specially able to tell us the Bible story like that! ***What makes people special? People are special because God made us in His own image.*** Tell him “thank you” for making time for us!

In our Bible story today, the people at the synagogue were very surprised when they heard Jesus teach. He was not like other teachers. He spoke with power, like someone in charge, because He is the Son of God!

## Clean people figures

Provide dirty people figures. Explain that people who were sick or bothered by evil spirits were called unclean by the Jews. Invite children to shout “be clean!” at the toys and pause to observe. Then invite children to lightly touch a figure and pause to observe. Finally, encourage preschoolers to wash and dry the people figures while you review the Bible story.

**SAY** • Did anything happen when we spoke to the people figures? How about when we simply touched them? No. But that is how Jesus healed people in our Bible story from all kinds of problems that made them unclean! That is a miracle: something we cannot do ourselves. **Jesus’ miracles helped people** and showed that He is the Son of God. Through Jesus, God does for us what we cannot do for ourselves. He provides forgiveness and life with God forever. That is the greatest miracle for anyone!

- dirty people figures
- washable markers (optional)
- cleaning cloths or sponges
- bin of water
- towels

- paper bags
- crayons or markers
- individually-wrapped first-aid supplies, such as bandages, gauze, child-proof ointments, sealed wipes, and so forth
- labels (optional)
- stickers (optional)

## Make a first aid kit

Give each child a paper bag and encourage him to decorate it with something that reminds him of the Bible story. Then help him add an assortment of first-aid supplies to his bag. Explain what each item is used for and remind children to ask a grown-up for help anytime someone is hurt. Encourage children to tell others about Jesus' love whenever they use the first-aid kit. Write the key passage on each child's bag or add a pre-printed label. Help children practice repeating the key passage after you.

**SAY** • Jesus cares about people. *What makes people special? People are special because God made us in His own image.* Sick and evil mess up God's image in people, so Jesus came to heal us! We might still get hurt, but we can have forgiveness and life with God forever through Jesus. Whenever you use your first-aid kit to help people who are hurt, you can pray and tell them this good news while a grown-up takes care of the hurt. Let's practice by reviewing our key passage right now!



## Basketball toss

- small inflatable or foam balls
- baskets or boxes

Set out baskets or boxes. Invite preschoolers take turns trying to make a "goal" by tossing a ball into a basket. Encourage children to shoot from different places in the room. As they play, ask preschoolers to tell you about sports they like to play or watch.

**SAY** • Did you know God can even use the games you play to share the story of Jesus? Missionaries like Heiden Ratner use things like basketball to tell people that Jesus provides forgiveness and life with God forever.

## Snack and review

Play the countdown video to signal the end of activities. Wash hands and gather preschoolers for snack time. Pray, thanking God for the snack.

Invite children to serve a favorite snack to one another. Talk about how serving others is kind, but especially when you have guests in your home. Remind preschoolers when Jesus and His disciples went to Simon's house, Simon's mother-in-law was sick in bed. Jesus healed her, and she got up and immediately served them. **Jesus' miracles helped people** and showed that He is the Son of God.

Show the Bible story picture as you ask the following questions. Retell parts of the Bible story as needed.

1. What did Jesus do for people who were sick? (*He healed them.*)
2. When did Jesus go out by Himself to pray? (*early in the morning*)
3. Where did Jesus want to go so He could preach more? (*nearby villages; throughout the land*)
4. Does Jesus care about people? (*Yes!*)
5. ***What makes people special? People are special because God made us in His own image.***

## Transition

When preschoolers finish their snack, they may color the Bible story coloring page, play a simple game to practice the key passage or big picture question, or sing along to the key passage or theme song.

If parents are picking up their children at this time, tell them something that their child enjoyed doing or did well during the session. Distribute the preschool big picture cards for families.

- countdown video (optional)
- Allergy Alert
- paper cups and napkins
- snack food
- Bible Story Picture Poster
- Big Picture Question Poster

- Bible Story Coloring Page
- crayons
- Key Passage Poster
- Big Picture Question Poster
- "For God Loved the World (John 3:16)" song
- "Take It to the Lord" song
- Big Picture Cards for Families: Babies, Toddlers, and Preschoolers



Use Week of:

## Unit 21 • Session 2

# Jesus Taught in Nazareth

### BIBLE PASSAGE:

Luke 4

### STORY POINT:

Jesus taught that He is the Messiah.

### KEY PASSAGE:

John 3:16

### BIG PICTURE QUESTION:

What makes people special? People  
are special because God made us in  
His own image.

**INTRODUCE THE STORY**  
(15–20 MINUTES)  
**PAGE 138**



**TEACH THE STORY**  
(10–15 MINUTES)  
**PAGE 140**



**EXPERIENCE THE STORY**  
(20–25 MINUTES)  
**PAGE 142**



Additional resources are available at [gospelproject.com](http://gospelproject.com).

For free training and session-by-session help, visit [MinistryGrid.com/gospelproject](http://MinistryGrid.com/gospelproject).

## LEADER Bible Study

Jesus was about 30 years old when He began His earthly ministry. After John baptized Jesus in the Jordan River, Jesus was tempted in the desert. Jesus traveled to Jerusalem for the Passover. Then He headed north to Galilee. He went through the region of Samaria, stopping at Jacob's well to talk to a Samaritan woman.

After, Jesus went to the town of Nazareth, where He had grown up. Nazareth was a small village in the hills between the Sea of Galilee and the Mediterranean Sea. On the Sabbath day, Jesus went into the synagogue to teach. He read aloud the words of the prophet Isaiah. (See Isa. 61:1-2.) Jesus sat down. Everyone's eyes were on Him as He explained, "Today as you listen, this Scripture has been fulfilled." Jesus was saying, It's Me. The words Jesus read were coming true. Some people remembered Jesus from His youth. They asked, "Isn't this Joseph's son?"

Jesus knew their thoughts; Jesus had performed miracles in Capernaum, and the people wanted Jesus to do miracles in His hometown too. Jesus reminded them of two Old Testament accounts. Many widows lived in Israel when the prophet Elijah was there, but God sent Elijah to help a widow in another country. And Elisha likely encountered Israelites who had leprosy, but he healed Naaman the Syrian.

Jesus wanted the people to understand that His miracles were an act of grace—a gift. No one deserves God's grace, so God may show grace to whomever He pleases—even Gentiles. The people were angry about that last part. They drove Jesus away, intending to kill Him, but Jesus escaped through the crowd.

As you teach, explain that Jesus came to give sight to the blind and to set the captives free. He came preaching good news to all the people groups. Finally, the Messiah had come! Jesus was God's plan to save sinners.

# The **BIBLE** Story

## Jesus Taught in Nazareth

*Luke 4*

Jesus went to the town of Nazareth where He lived when He was a young boy. Now Jesus was grown up. He traveled all around and taught people about God.

On the Sabbath day, **Jesus went to the synagogue.**

The synagogue was a building **where Jews met together to pray, worship God, and learn about the Scriptures.** One of the

ways people worshiped God was by listening to God's Word.

**Jesus stood up** to read God's Word. **He opened a scroll.** The scroll had words on it from the prophet Isaiah long ago. Jesus read: "God's Spirit is on Me. He has chosen Me to tell good news to the poor. He has sent Me to tell the captives that they are free, to help the blind people see, to free people who have been treated badly, and to announce that God's favor is on us."

**Then Jesus** rolled up the scroll.

He gave it to a man who worked in the synagogue, and then **He sat down.** The

**people in the synagogue stared at Jesus,** waiting for Him to say something. **Jesus said, "These words came true today."**

Yes, Isaiah's words came true because Isaiah's words were about Jesus! God was with Jesus, and God had chosen Jesus to tell people good



news. Many of the people in the synagogue were happy. Jesus was saying wonderful things!

**Jesus knew the people in Nazareth would not accept Him. “No prophet is accepted in his hometown,” He said.** Jesus told the people about times when God used prophets to help people who were not Jews. **When Jesus was done talking, the people were angry. They made Jesus leave Nazareth.** They wanted to hurt Jesus, but Jesus walked away.

*Christ Connection: Long before Jesus was born, Isaiah the prophet talked about God’s plan to send a Messiah to earth. Jesus is the One God promised to send. Jesus would bring good news and help people who were hurting.*

## **Bible Storytelling Tips**

- **Sign *Jesus*:** Show preschoolers how to sign *Jesus* by tapping the middle finger of one hand to the center palm of the other hand, and vice versa. Encourage children to listen for the name *Jesus* in the Bible story and sign it every time they hear it.
- **Read from a scroll:** Print the Bible story on a long piece of paper before the session. Open and unroll the scroll and read the story.

# INTRODUCE the Story



**SESSION TITLE:** Jesus Taught in Nazareth

**BIBLE PASSAGE:** Luke 4

**STORY POINT:** Jesus taught that He is the Messiah.

**KEY PASSAGE:** John 3:16

**BIG PICTURE QUESTION:** What makes people special? People are special because God made us in His own image.

## Welcome time

- "Take It to the Lord" song
- offering basket
- Allergy Alert
- favorite toys related to the Bible story theme

Play a theme song in the background as you greet preschoolers and follow your church's security procedures. Set an offering basket near the door to collect at an appropriate time. Post an allergy alert, if necessary. Set out a few favorite theme-related toys, such as puzzles and blocks.

## Activity page

- "The Name of Jesus" activity page, 1 per child
- crayons or markers

Write the letters *J-E-S-U-S* where everyone can see. Help children find these letters in the scroll and color them in.

**SAY** • Good job finding the letters *J-E-S-U-S* on the scroll! That spells *Jesus*. In our Bible story today, Jesus read from a scroll of the Bible that was about Him, even though His name was not actually written in it. We'll learn more in our Bible story today!

## LOW PREP

- Bible
- offering basket (optional)

## Play church

Encourage preschoolers to act out a worship service. Give each child a job such as welcoming others, "reading" the Bible, singing, praying, "preaching," taking up offering, and so forth. Provide guidance as necessary, but encourage independent role-playing.

**SAY** • Thank you for leading that worship service for us! Meeting together to worship God is the best part of

my week. Did you know that Jesus met with other Jews to worship God once a week, too? He even helped in the service by reading Scripture!

## Remember when ...

Print and cut apart the “Matching Cards” printable. Lay the pictures in a grid: facedown for older preschoolers, faceup for younger preschoolers. Allow children to take turns choosing two cards to find a match. Read the Bible story description on each card as matches are found.

• “Matching Cards”  
printable  
• scissors (adult use)

**SAY** • Do you remember when we learned about Isaiah the prophet? That was a long time ago! Isaiah wrote about Jesus a long time before Jesus was born. But God showed Isaiah that Jesus would heal people, which we heard a little about last week. Jesus grew up listening to God’s Word read from scrolls, like Isaiah’s prophecies and the story about Elijah helping a widow in another country. But when Jesus was grown and reminded people in His hometown about these stories, they got mad. We will learn why in our Bible story today!

## Transition to teach the story

To gain the attention of all the preschoolers to move them to Bible study, show the countdown video, turn the lights off and on, or clap a simple rhythm for the children to copy. Challenge preschoolers to close their eyes and be led by the hand to Bible study. Children who do not wish to walk blindly may help guide others.

• countdown video  
(optional)

# TEACH the Story



**SESSION TITLE:** Jesus Taught in Nazareth

**BIBLE PASSAGE:** Luke 4

**STORY POINT:** Jesus taught that He is the Messiah.

**KEY PASSAGE:** John 3:16

**BIG PICTURE QUESTION:** What makes people special? People are special because God made us in His own image.

## Introduce the Bible story

- Bible
- bookmark
- Giant Timeline

Place a bookmark at Luke 4 in your Bible. Invite a preschooler to open it. Reverently display the open Bible.  
**SAY** • Who's ready for another true story from God's Word? Where do we read God's words? In the Bible! Today's story about Jesus' life comes from the Gospel of Luke.

Point to the Bible story picture on the giant timeline. Remind children that all the stories in the Bible fit together to tell an even bigger story. The Bible tells us the big story of how God rescues sinners through His Son, Jesus.

## Watch or tell the Bible story

- Story Point Poster
- "Jesus Taught in Nazareth" video (optional)
- Bible Story Picture Poster

Show the video or tell the Bible story using the provided storytelling tips. Use the bolded version of the Bible story for young preschoolers.

**SAY** • Jesus traveled around to teach people about God. When He got to the town where He grew up, **Jesus taught that He is the Messiah.** *Messiah* means anointed one. Long before Jesus was born, Isaiah the prophet talked about God's plan to send a Messiah to earth. Jesus is the one God promised to send. People in Nazareth were angry at some of the things Jesus said. They didn't believe Jesus was the Messiah, but Jesus brings good news to all people.

## Practice the key passage

Before the session, write each phrase of the key passage on a strip of paper. Place the strips all throughout a Bible. Place the key passage marker at John 3:16. Invite a child to open the Bible to the key passage. Read the key passage aloud. Allow children to take turns removing the strips from your Bible. Place the strips in order as preschoolers find them.

**SAY** • The whole Bible teaches us about God's plan to send a Messiah. **Jesus taught that He is the Messiah**, the one God promised to send. Our key passage explains how Jesus saves us like God promised!

Sing the key passage song, "For God Loved the World," and the theme song, "Take It to the Lord."

- Bible
- paper
- scissors (adult use)
- marker
- Key Passage Marker
- Key Passage Poster
- "For God Loved the World (John 3:16)" song
- "Take It to the Lord" song

## Learn the big picture question

**SAY** • Jesus brought good news and helped people who were hurting. *What makes people special? People are special because God made us in His own image.* Our sin messes up God's image in us, but **Jesus taught that He is the Messiah** who came to make us look like God again!

- Big Picture Question Poster



## Missions moment

Display the "Las Vegas" pictures. Invite children to pretend to take a trip to see the city of Las Vegas, Nevada.

**SAY** • Many people in Las Vegas do not choose to follow Jesus. They do not understand that He is the Messiah who came to forgive sin. Missionaries live in cities like Las Vegas so they can tell the people who live there about Jesus. Let's pray for believers in the city.

- "Las Vegas" printable
- tape

## Pray and transition to experience the story

# EXPERIENCE the Story



**SESSION TITLE:** Jesus Taught in Nazareth

**BIBLE PASSAGE:** Luke 4

**STORY POINT:** Jesus taught that He is the Messiah.

**KEY PASSAGE:** John 3:16

**BIG PICTURE QUESTION:** What makes people special? People are special because God made us in His own image.

## LOW PREP

- Bible
- paper
- marker

### Decide true or false

Place a Bible at one end of the room and a large X drawn on paper at the other end. Tell preschoolers that you will say something, and if they think it is a truth from God's Word, they should move to the Bible. If they think you've said something false, they should move to the X. Encourage preschoolers to return to the middle of the room between statements. Use the following statements or create your own:

- Isaiah's words were not about Jesus. (*false*)
- **Jesus taught that He is the Messiah.** (*true*)
- God sent Jesus to make poor people rich. (*false*)
- Jesus came to tell good news to people who were hurting. (*true*)
- Only good people are special to God. (*false*)
- All ***people are special because God made us in His own image.*** (*true*)

**SAY** • Good job deciding what was true and what was false! Knowing what God's Word says is important so we can know when someone is saying something that is not true. When **Jesus taught that He is the Messiah**, people in Nazareth did not think He was telling the truth. But He was! Jesus is the one God promised to send.

## Make a gospel necklace

Print enough copies of the “Gospel Necklace” printable, so each child has a set of the four icons. Cut or punch out one of each icon for each preschooler. Use a hole punch to punch out the black circles on either side of each icon. Cut 1 and 1/2-foot of yarn for each preschooler and wrap the ends with tape to prevent fraying. Help preschoolers thread each icon onto a strand of yarn as you explain that part of the gospel plan poster. Allow preschoolers to add beads to their necklace as desired. Tie the ends of the yarn together for children to wear their necklaces. Encourage them to practice explaining what each icon means.

**SAY** • Long before Jesus was born, Isaiah the prophet wrote that Jesus would bring good news to people who were hurting. The greatest news ever is that God sent Jesus to save us! Our key passage tells us so. [Review the key passage briefly.] This news is called the gospel, and it’s what we just learned as we made our necklaces. These necklaces can help us remember and share the gospel with other people! ***What makes people special? People are special because God made us in His own image.*** Everyone needs to hear the good news of God’s love for them.

- Gospel Plan Poster
- “Gospel Necklace” printable, 1 for every 6 children
- scissors or 1 ½-inch circle punch (adult use)
- hole punch
- yarn
- clear tape
- beads (optional)

## Guess the shadow

Hang or ask another leader to hold up a large white piece of paper or sheet in front of a bright light. Invite children to sit on the other side of the paper. Hold an object in front of the light, slowly moving the object closer to the screen to make the shadow more distinct. Encourage children to guess the object making the shadow. Reveal the object and play again. Allow children to create the shadows, if desired.

- large white piece of paper or sheet
- tape
- bright light, such as a flashlight or lamp
- classroom objects

**SAY** • When Isaiah heard God's plan to send a Messiah, it was kind of like seeing a shadow from far away. Isaiah didn't know exactly what Jesus would be like, but he still understood a lot about Him. **Jesus taught that He is the Messiah** whom Isaiah had written about long before. Finally people could see clearly the one God had promised to send!

## Browse biographies

- pictorial biographies
- Bible storybooks

Tip: Be sure to avoid fiction books.

Set out pictorial biographies and other children's books with Bible storybooks. Consider checking out biographies from your local library if possible. Challenge preschoolers to find a book about themselves. After it becomes obvious that children will not find a book about themselves, challenge them to find a book about Jesus.

**SAY** • Wow, look at all the books we have about Jesus! Long before Jesus was born, Isaiah the prophet and many other people wrote about God's plan to send a Messiah to earth. When Jesus read God's Word in Isaiah's scroll, He said the Scripture was about Himself. **Jesus taught that He is the Messiah.**



## Make neon signs

- "Las Vegas" printable
- neon chenille craft stems
- poster board
- glue or tape
- markers

Display the "Las Vegas" pictures. Point out the neon signs. Help preschoolers make crosses with neon chenille stems. Attach the crosses to poster board. Display the sign in your room or in a hallway at church.

**SAY** • Las Vegas is full of neon signs that tell people where they can find hotels and restaurants. Our neon signs tell people where they can find life with God forever! Let's pray for missionaries who are telling people about Jesus in Las Vegas and around the world.

## Snack and review

Play the countdown video to signal the end of activities. Wash hands and gather preschoolers for snack time. Pray, thanking God for the snack.

Serve tortillas or cheese singles for snack. Encourage children to roll up their snack like a scroll before eating. Talk about how Jesus read from the scroll of Isaiah when He went to the synagogue in Nazareth. Long before Jesus was born, Isaiah the prophet wrote about God's plan to send a Messiah to earth. **Jesus taught that He is the Messiah.**

Show the Bible story picture as you ask the following questions. Retell parts of the Bible story as needed.

1. Which Old Testament prophet wrote the scroll that Jesus read from? (*Isaiah*)
2. When did Isaiah write these words? (*long before Jesus was born*)
3. What did Jesus teach about the Messiah? (**Jesus taught that He is the Messiah.**)
4. How did the people of Nazareth respond to Jesus? (*They were angry.*)
5. ***What makes people special? People are special because God made us in His own image.***

## Transition

When preschoolers finish their snack, they may color the Bible story coloring page, play a simple game to practice the key passage or big picture question, or sing along to the key passage or theme song.

If parents are picking up their children at this time, tell them something that their child enjoyed doing or did well during the session. Distribute the preschool big picture cards for families.

- countdown video (optional)
- Allergy Alert
- paper cups and napkins
- snack food
- Bible Story Picture Poster
- Big Picture Question Poster
- tortillas (optional)
- cheese singles (optional)

- Bible Story Coloring Page
- crayons
- Key Passage Poster
- Big Picture Question Poster
- "For God Loved the World (John 3:16)" song
- "Take It to the Lord" song
- Big Picture Cards for Families: Babies, Toddlers, and Preschoolers



Use Week of:

## Unit 21 • Session 3

# Jesus and Nicodemus

### BIBLE PASSAGE:

John 3

### STORY POINT:

Jesus told Nicodemus about God's great plan.

### KEY PASSAGE:

John 3:16

### BIG PICTURE QUESTION:

What makes people special? People are special because God made us in His own image.

**INTRODUCE THE STORY**  
(15–20 MINUTES)  
**PAGE 150**



**TEACH THE STORY**  
(10–15 MINUTES)  
**PAGE 152**



**EXPERIENCE THE STORY**  
(20–25 MINUTES)  
**PAGE 154**



Additional resources are available at [gospelproject.com](http://gospelproject.com).

For free training and session-by-session help, visit [MinistryGrid.com/gospelproject](http://MinistryGrid.com/gospelproject).

## LEADER Bible Study

Jesus' ministry had begun. His early miracles included turning water into wine, casting out demons, and healing people. John 2:23 says that "many believed in his name when they saw the signs he was doing." Jesus likely spent a large part of His day teaching. When the day was done, He spent time alone or with His disciples. One night, a man named Nicodemus approached Jesus.

Nicodemus was a Pharisee and a ruler of the Jews; that is, he was a religious leader who taught God's law, and he was a member of the Sanhedrin—a Jewish governing body. Nicodemus held to the belief that if a person was a law-abiding Jew, he would be accepted by God. Jesus gave Nicodemus a lesson that would turn his belief system on its head.

Jesus was a carpenter (Mark 6:3), so the religious teachers likely assumed He didn't know theology. But they had seen Jesus' miraculous signs in Jerusalem. Nicodemus had to conclude, "You are a teacher who has come from God" (John 3:2).

Nicodemus initiated the conversation, but Jesus chose the subject. His words perplexed Nicodemus: "Unless someone is born again, he cannot see the kingdom of God" (John 3:3). Jesus explained that spiritual birth is not unlike physical birth in that a person cannot do it himself; it is something that happens to him.

Jesus reminded Nicodemus of an Old Testament account, the disobedient Israelites and the bronze snake. The Israelites could not help themselves, but when they trusted in God and looked to the bronze snake lifted up on the pole, they were healed. (Num. 21:4-9)

Emphasize to preschoolers that every person is born a sinner—spiritually dead and alienated from God. It is by God's Spirit—not our own effort—that we are born again. We look to Jesus and His finished work on the cross for our salvation.

# The BIBLE Story

## Jesus and Nicodemus

*John 3*

**One night**, when Jesus was in the city of Jerusalem, **a man named Nicodemus came to visit Jesus**. Nicodemus was a religious man. **He studied God's law, tried very hard to obey it, and taught it to others.**

**Nicodemus wanted to know more about Jesus.**

**"Teacher," Nicodemus said, "we know that You are a teacher who has come from God. No one could do the miracles You do unless God were with him."**

Nicodemus was right. Jesus was a good teacher. Jesus came to earth from heaven, and God was with Him.


Jesus decided to teach Nicodemus an important lesson. **Jesus said, "A person cannot see God's kingdom unless he is born again."**

Nicodemus was confused. He thought that a person got to go to heaven if he was good and obeyed all of God's laws. Jesus' words did not make sense.

**"How can anyone be born again when he is old?" Nicodemus asked.**

Nicodemus knew that babies are small when they are born. How can a grown man be born again?

**Jesus told Nicodemus that when a baby is born, the baby gets life from his parents. But that kind of life does not last forever. Jesus said that people can get a better kind of life from God. This kind of life**



**means people can live with God forever.**

Nicodemus still did not understand. **“How is it possible to get life from God?” Nicodemus asked.**

Jesus said, “When I tell you about things we have seen on earth, you do not believe Me. Will you believe Me when I tell you about things I have seen in heaven?”

Then Jesus reminded Nicodemus of the time when God’s people disobeyed God and got sick. The people were healed when they looked at the bronze snake on the pole. **Jesus said that He would be raised up like the snake so that everyone who believes in Jesus will be healed from their sin and have eternal life.**

Jesus told Nicodemus about God’s great plan. **Jesus said, “God loved the world in this way: He gave His one and only Son, so that everyone who believes in Him will not perish but have eternal life.” Jesus was talking about Himself; He is God’s one and only Son!**

*Christ Connection: Nicodemus wanted life with God, but he could not do anything to earn it. Eternal life is a gift. God showed His love by sending His one and only Son to rescue people from sin. Everyone who believes in Him receives God’s gift of eternal life through Jesus.*

## **Bible Storytelling Tips**

- **Act it out:** Invite two male leaders or guests to act out the Bible story as Jesus and Nicodemus.
- **Show additional artwork:** In addition to showing the Bible story picture poster for this session. Point out the Bible story picture for “The Bronze Snake,” (Volume 2, Unit 7, Session 2) on the Giant Timeline (005802967) or the Small Group Timeline (005749467). Point to the snake on the pole when you come to that part of the Bible story.

# INTRODUCE the Story



**SESSION TITLE:** Jesus and Nicodemus

**BIBLE PASSAGE:** John 3

**STORY POINT:** Jesus told Nicodemus about God's great plan.

**KEY PASSAGE:** John 3:16

**BIG PICTURE QUESTION:** What makes people special? People are special because God made us in His own image.

## Welcome time

- "Take It to the Lord" song
- offering basket
- Allergy Alert
- favorite toys related to the Bible story theme

Play a theme song in the background as you greet preschoolers and follow your church's security procedures. Set an offering basket near the door to collect at an appropriate time. Post an allergy alert, if necessary. Set out a few favorite theme-related toys, such as puzzles and blocks.

## Activity page

- "Baby Needs" activity page, 1 per child
- crayons or markers

Lead children to circle the items needed to care for a baby and draw an X over the items that a baby does not need.

**SAY** • Good job deciding what a baby needs. A baby can't do anything for himself. He needs someone to feed him, dress him, and change his diapers. In our Bible story today, Jesus explained how all of us are kind of like babies. We need someone to do for us what we can't do for ourselves. Listen closely to see what He meant.

## LOW PREP

Suggested exercises:

- push-ups
- planks
- arm circles
- burpees

## Try hard

Challenge preschoolers with various exercises, increasing how much you challenge them to do after each successful completion. Encourage children to try even if they think they cannot do it. Finish with an impossible request, such as lifting the roof off the classroom. This time when children

say they cannot, respond, “You are right, but God can!” Repeat with different challenges.

**SAY** • Trying hard and getting better at things is good, but knowing when we can’t do something by ourselves and need God’s help is good too. Some people try really hard to obey all of God’s laws because they think doing that will get them into heaven. Obeying God is good, but it doesn’t get us into heaven. Getting to heaven is not something we can do for ourselves, no matter how hard we try.

## Dress the expert

Set out a variety of community helper costumes for children to wear. Once dressed, invite preschoolers to spread out around the room. Explain that you will name something you would like to know more about, and children will move to the person who would be the expert. Ask preschoolers to return to their places after each round.

• community helper costumes

**SAY** • When you want to know more about fire safety, a firefighter is a good person to ask. Or if you want to know more about cooking, ask a chef. Today in our Bible story, a man wanted to know more about God. But he was usually the one who taught others what God’s law said! Who do you think he went to see?

## Transition to teach the story

To gain the attention of all the preschoolers to move them to Bible study, show the countdown video, turn the lights off and on, or clap a simple rhythm for the children to copy. Invite preschoolers to make sounds like a baby as they move to Bible study.

• countdown video (optional)

# TEACH the Story



**SESSION TITLE:** Jesus and Nicodemus

**BIBLE PASSAGE:** John 3

**STORY POINT:** Jesus told Nicodemus about God's great plan.

**KEY PASSAGE:** John 3:16

**BIG PICTURE QUESTION:** What makes people special? People are special because God made us in His own image.

## Introduce the Bible story

- Bible
- bookmark
- Giant Timeline

Place a bookmark at John 3 in your Bible. Invite a preschooler to open it. Reverently display the open Bible.

**SAY** • Our Bible story today comes from the Gospel of John. John was one of Jesus' closest friends on earth. God told John to write about Jesus' life, so these are God's true words in our Bible story.

Point to the Bible story picture on the giant timeline. Remind children that all the stories in the Bible fit together to tell an even bigger story. The Bible tells us the big story of how God rescues sinners through His Son, Jesus.

## Watch or tell the Bible story

- Story Point Poster
- "Jesus and Nicodemus" video (optional)
- Bible Story Picture Poster

Show the video or tell the Bible story using the provided storytelling tips. Use the bolded version of the Bible story for young preschoolers.

**SAY** • Nicodemus tried very hard to obey God's law so he could get eternal life with God. But eternal life is a gift; you cannot earn it. **Jesus told Nicodemus about God's great plan.** God showed His love by sending His one and only Son to rescue people from sin. Everyone who believes in Him receives God's gift of eternal life through Jesus.

## Practice the key passage

Place the key passage marker at John 3:16. Invite a child to open your Bible to the key passage. Read the key passage aloud. Offer a sticker to any child who can recite the verse from memory. Hold a Bible overhead and tell children they may simply look up at the Bible if they forget any words and they will still receive a sticker. Give assistance as needed.

**SAY** • Did you hear our key passage in the Bible story today? Jesus spoke these words to Nicodemus! Jesus said that God gives eternal life to everyone who believes in Him. Nicodemus couldn't earn God's gift by obeying all the rules. He just had to trust Jesus!

Sing the key passage song, "For God Loved the World," and the theme song, "Take It to the Lord."

- Bible
- stickers
- Key Passage Marker
- Key Passage Poster
- "For God Loved the World (John 3:16)" song
- "Take It to the Lord" song

## Learn the big picture question

**SAY** • Nicodemus thought he was special because he obeyed God's law. God's law is very special, but obeying it doesn't make anyone more special to God. God already loves everyone because He made all of us.

***What makes people special? People are special because God made us in His own image.***

- Big Picture Question Poster



## Missions moment

**SAY** • Jesus told Nicodemus about God's great plan. Missionaries go all over the world to tell people about God's great plan. Missionaries in Nevada helped a young woman named Anna know how to follow Jesus. Let's watch a video about her.

Play the "Anna's Story" missions video. Pray for Anna.

- "Anna's Story" video

## Pray and transition to experience the story

# EXPERIENCE the Story



**SESSION TITLE:** Jesus and Nicodemus

**BIBLE PASSAGE:** John 3

**STORY POINT:** Jesus told Nicodemus about God's great plan.

**KEY PASSAGE:** John 3:16

**BIG PICTURE QUESTION:** What makes people special? People are special because God made us in His own image.

## LOW PREP

### Sing truth

Sing the following lyrics to the tune of “Mary Had a Little Lamb.” Use the sign for *Jesus* (touch the tip of your middle finger to the center palm of the other hand, and vice versa). Stretch arms up high for *heaven*, and reach down to the floor for *earth*. Repeat several times at varying speeds.

“Jesus came from heaven to earth, heaven to earth,  
heaven to earth,  
Jesus came from heaven to earth to give us life with  
God.”

**SAY** • Nicodemus knew that Jesus came from God because of the miracles Jesus did. But Nicodemus was confused about how to get life from God. **Jesus told Nicodemus about God's great plan.** Eternal life is a gift. God showed His love by sending His one and only Son to rescue people from sin. Everyone who believes in Him receives God's gift of eternal life through Jesus.

### Sequence life stages

- “Life Stages” printable
- scissors (adult-use)

Print and cut apart the “Life Stages” cards. Help preschoolers arrange the pictures in the right order. For younger preschoolers, give each child one creation at a time. For older preschoolers, mix up all of the pictures.

**SAY** • Good job arranging those pictures in the right order! Every living thing changes as it grows. All people are born as a baby and then they grow up and get older. In our Bible story today though, Jesus told an old man that he needed to be born again. Nicodemus was confused! Nobody becomes a baby again, just like a chicken doesn't get back into an egg and a butterfly doesn't turn back into a caterpillar. **Jesus told Nicodemus about God's great plan.** Jesus explained that getting life from God is like getting life from your parents. You can't earn it. It is given to you. God showed His love by sending His one and only Son to rescue people from sin. Everyone who believes in Jesus receives God's gift of eternal life.

## Define image

Look through picture books with preschoolers. Point out various images and ask, "Is this a real lion or just a picture?" Emphasize that everything in the books is just a picture, or image, of something that really exists. You may choose to point out real items in the classroom and contrast them with pictures in the books.

• picture books

**SAY** • Our big picture question asks, *What makes people special? People are special because God made us in His own image.* God made us to be a picture of what He is like. We are not God. God is greater and more powerful than anything and anyone, but He made us in His likeness to show the world a little of what He is like. Jesus is more than an image of God. Jesus is God the Son. Jesus shows us exactly what God is like. Everyone who believes in Jesus receives God's gift of eternal life.

- straws
- play dough
- toothpicks
- plastic jewels

## Make play dough snakes

Encourage preschoolers to roll a ball of play dough into a long cylinder to form a snake. Guide preschoolers to use the end of a toothpick to draw designs on their snake. Show a child how to wrap her play dough snake around a straw like the snake on the pole. Review the Bible story of “The Bronze Snake” from Numbers 21:4-9.

**SAY • Jesus told Nicodemus about God’s great plan.** Jesus reminded Nicodemus of the time when God’s people disobeyed God and got sick. The people were healed when they looked at the bronze snake on the pole. Jesus said that He would be raised up like the snake so that everyone who believes in Jesus will be healed from sin and have eternal life. Everyone who believes in Jesus receives God’s gift of eternal life.



## Act like a missionary

Option: Vary the order, frequency, and speed of the actions for an added challenge.

Explain that you will say and play out an action that missionaries do. Preschoolers should copy your movements. Use the following actions or create your own.

- Make friends. [*Hold hands and move in a circle.*]
- Eat together. [*Pretend to eat food.*]
- Explore the city. [*Hold hands above eyes as if looking at something.*]
- Give a Bible. [*Open hands as if opening a Bible.*]
- Pray for a friend. [*Make prayer hands; bow your head.*]

**SAY • Good job doing those actions!** These are things that missionaries do, but we can do these things too. We do not have to go far away to be a missionary. God wants us to be missionaries right where we are so that all people can hear about His great plan to rescue the world from sin through His Son, Jesus.

## Snack and review

Play the countdown video to signal the end of activities. Wash hands and gather preschoolers for snack time. Pray, thanking God for the snack.

Serve milk with snack. Talk about how babies get nourishment from their mother's milk or a bottle when they are born. Jesus said we must be born again to see God's kingdom, which confused Nicodemus. **Jesus told Nicodemus about God's great plan.** Jesus said that people can get a better kind of life from God. Everyone who believes in Jesus receives God's gift of eternal life.

Show the Bible story picture as you ask the following questions. Retell parts of the Bible story as needed.

1. Who came to visit Jesus? (*Nicodemus*)
2. What time of day did Nicodemus visit Jesus? (*night*)
3. What did Jesus say a person must be so he or she can see God's kingdom? (*born again*)
4. Did Jesus mean that Nicodemus needed to be a baby again to see God's kingdom? (*no*)
5. How do people get life with God? (*believe in Jesus*)
6. ***What makes people special? People are special because God made us in His own image.***

## Transition

When preschoolers finish their snack, they may color the Bible story coloring page, play a simple game to practice the key passage or big picture question, or sing along to the key passage or theme song.

If parents are picking up their children at this time, tell them something that their child enjoyed doing or did well during the session. Distribute the preschool big picture cards for families.

- countdown video (optional)
- Allergy Alert
- paper cups and napkins
- snack food
- Bible Story Picture Poster
- Big Picture Question Poster
- milk (optional)

- Bible Story Coloring Page
- crayons
- Key Passage Poster
- Big Picture Question Poster
- "For God Loved the World (John 3:16)" song
- "Take It to the Lord" song
- Big Picture Cards for Families: Babies, Toddlers, and Preschoolers

Use Week of:

## Unit 21 • Session 4

# Jesus and the Samaritan Woman

### BIBLE PASSAGE:

John 4

### STORY POINT:

Jesus loves all people.

### KEY PASSAGE:

John 3:16

### BIG PICTURE QUESTION:

What makes people special? People are special because God made us in His own image.

**INTRODUCE THE STORY**  
(15–20 MINUTES)  
**PAGE 162**



**TEACH THE STORY**  
(10–15 MINUTES)  
**PAGE 164**



**EXPERIENCE THE STORY**  
(20–25 MINUTES)  
**PAGE 166**



Additional resources are available at [gospelproject.com](http://gospelproject.com).

For free training and session-by-session help, visit [MinistryGrid.com/gospelproject](http://MinistryGrid.com/gospelproject).

## LEADER Bible Study

At the time Jesus was on earth, Jews and Samaritans didn't get along. The strife between the two groups stretched back hundreds of years, to the Babylonian exile.

When the Babylonians attacked Judah, they moved a large group of God's people away from their homes. But some of the people—the poorest, sickest, least able to work—were left behind in the region that became known as Samaria. The exile lasted 70 years. During that time, those left in Samaria began to mingle with their neighbors to the north. They intermarried and practiced foreign customs. While the Samaritans still believed in God, they adapted foreign beliefs as well.

The Jews who returned home from Babylon to rebuild God's temple in Jerusalem rejected this new way of life. They were dedicated to obeying and worshiping God, so they didn't agree with the Samaritans' practices. The Samaritans opposed the Jews' efforts to reestablish their nation. In time, the Jews' hate for the Samaritans grew—so much so that a Jew traveling from Judea to Galilee would take a longer route to travel around Samaria rather than through it.

Jesus broke down barriers when He traveled to Galilee by way of Samaria. Even more surprising, Jesus stopped at a well around noon and asked a Samaritan woman for a drink. Jewish men did not speak to women in public.

But Jesus was kind to her, and He offered her a gift: living water. The woman didn't understand, but Jesus revealed His knowledge of her past. He even gave her a glimpse of the future. The Samaritan woman expected a Messiah to come and fix everything. Jesus said, "I am He."

Explain that the living water Jesus offers is the Holy Spirit. (See John 7:37-39.) The Holy Spirit is a gift that He is eager to give us when we ask Him. Those who receive His grace will never be thirsty again.

# The BIBLE Story

## Jesus and the Samaritan Woman

*John 4*

Jesus had been teaching in the land of Judea. When it was time to leave, **Jesus and His disciples traveled** toward the land of Galilee. They traveled right **through Samaria**. He **stopped at** one of the towns where there was **a well**. Jesus stayed at the well, **and His disciples went into town to buy food**.

**A woman** who lived in Samaria **came to the well to get water**. Jesus said to her, **“Give Me a drink.”**


The woman was surprised. **Jews did not like Samaritans!** “**Why are you talking to me?**” she asked. “**I am a Samaritan.**”

Jesus said, “**If you knew who I am, you would have asked Me for a drink. I would give you living water.**”

The woman was confused. Jesus did not have any water with Him. He did not even have a bucket to get water out of the well.

The woman asked, “**Sir, where do You get ‘living water?’**”

Jesus said, “**Anyone who drinks the water from this well will be thirsty again, but anyone who drinks the water I give will never get thirsty again!**” That sounded wonderful! But Jesus wasn’t talking about actual water. He was talking about God’s Spirit. **Whoever has God’s Spirit will have eternal life.**



The woman did not understand. **“Sir, I want living water,” she said. “Then I will not have to keep coming to this well to get water with my bucket.”**

“Go get your husband,” Jesus said.

The woman replied, “I do not have a husband.”

Jesus knew she was telling the truth. Jesus knew everything about the woman. **The woman could tell Jesus was wise, so she asked Him a question about worshiping God. Then she said, “I know the Messiah is coming. He will explain everything to us.”**

Jesus said, **“I am the Messiah.”**

**The woman left and told the people in her town what had happened. Many people believed in Jesus because of what the woman said. Jesus stayed in the town for two days, and many more people believed in Him. The people said, “We have heard for ourselves and know that this really is the Savior of the world.”**

*Christ Connection: Jesus is different from other people. Jesus loves everyone, and He came to give people a free gift: salvation from sin. When we trust in Jesus, we worship Him as our Lord and Savior.*

## **Bible Storytelling Tips**

### **• Puppet**

#### **conversation:**

Make one male and one female sock puppet to represent Jesus and the woman at the well. Tell the Bible story through the puppet's conversation.

### **• Watercolor art:**

Use watercolors to depict the story. Ask another leader to paint story scenes while you tell the Bible story. You may also paint scenes ahead of time and hold them up at the appropriate moment in the Bible story. Do not be concerned about quality; simple figures are fine.

# INTRODUCE the Story



**SESSION TITLE:** Jesus and the Samaritan Woman

**BIBLE PASSAGE:** John 4

**STORY POINT:** Jesus loves all people.

**KEY PASSAGE:** John 3:16

**BIG PICTURE QUESTION:** What makes people special? People are special because God made us in His own image.

## Welcome time

- “Take It to the Lord” song
- offering basket
- Allergy Alert
- favorite toys related to the Bible story theme

Play a theme song in the background as you greet preschoolers and follow your church’s security procedures. Set an offering basket near the door to collect at an appropriate time. Post an allergy alert, if necessary. Set out a few favorite theme-related toys, such as puzzles and blocks.

## Activity page

- “Trip Planning” activity page, 1 per child
- crayons or markers

Help preschoolers trace the straightest path from Judea to Galilee. Read the names of the places as you point them out.

**SAY** • Good job finding the most direct path! Believe it or not, most Jews who traveled from Judea to Galilee chose to walk all the way around Samaria in the middle. But Jesus walked straight through it. We will find out why in our Bible story today!

## LOW PREP

## Honor one another

Guide children to sit in a circle and explain that you will say things you like about each person. Start with the child next to you and honor her by saying “I like how you share with your friends” or “I like your red hair” for instance. Then ask the other children what they like about her, but do not force every child to say something. After a moment, move

on to the next child in the circle and honor him. Continue until each child has been honored, reminding children to use kind, respectful words about their friends.

**SAY** • The Bible teaches us to show honor to one another because all people are made in God's image. ***What makes people special? People are special because God made us in His own image.*** In today's Bible story, we will hear about a woman who probably did not feel special. In fact, she was surprised when Jesus spoke kindly to her! Listen to the Bible story to hear how Jesus showed love to the woman.

## Build a well

Punch holes near the rim of a cup and thread a long string through. Explain that a well is a hole in the ground often surrounded by rocks or bricks. In Bible times, people got water from a well by using a bucket. Invite preschoolers to build a well with blocks and practice lowering and retrieving the cup from the well.

- cup
- hole punch
- long string
- large blocks

**SAY** • Before we had pipes and faucets, people got their water from a well with a bucket. Usually, women did this hard job. One time, Jesus stopped at a well, but He didn't have a bucket to get water. He was waiting to talk to a certain woman there. We will find out more in our Bible story today!

## Transition to teach the story

To gain the attention of all the preschoolers to move them to Bible study, show the countdown video, turn the lights off and on, or clap a simple rhythm for the children to copy. Walk a round-about path to the storytelling area.

- countdown video (optional)

# TEACH the Story



**SESSION TITLE:** Jesus and the Samaritan Woman

**BIBLE PASSAGE:** John 4

**STORY POINT:** Jesus loves all people.

**KEY PASSAGE:** John 3:16

**BIG PICTURE QUESTION:** What makes people special? People are special because God made us in His own image.

## Introduce the Bible story

- Bible
- bookmark
- Giant Timeline

Place a bookmark at John 4 in your Bible. Invite a preschooler to open it. Reverently display the open Bible.

**SAY** • Our Bible story today happened soon after our story last week, when **Jesus told Nicodemus about God's great plan**. The Gospel of John then tells about a very different person whom Jesus spoke to. Let's listen to God's true words in the Bible.

Point to the Bible story picture on the giant timeline. Remind children that all the stories in the Bible fit together to tell an even bigger story. The Bible tells us the big story of how God rescues sinners through His Son, Jesus.

## Watch or tell the Bible story

- Story Point Poster
- "Jesus and the Samaritan Woman" video (optional)
- Bible Story Picture Poster

Show the video or tell the Bible story using the provided storytelling tips. Use the bolded version of the Bible story for young preschoolers.

**SAY** • If people thought Nicodemus was the most special for obeying God's laws, then they may have thought this Samaritan woman was the least special. But **Jesus loves all people** and knows that everyone needs a Savior. Jesus came to give everyone a free gift: salvation from sin. When we trust in Jesus, we worship Him as our Lord and Savior.

## Practice the key passage

Before the session, place the key passage marker at John 3:16. Hide the Bible somewhere unlikely. Choose a child to find it, giving specific direction. Invite him to open the found Bible to the key passage. Read it out loud.

**SAY** • Our key passage tells us that God sent His Son to the world to give everyone who believes in Him eternal life. Most people in Bible times thought only Jews could have life with God. But Jesus is different from other people. Instead of avoiding the woman like other Jews, He went looking for her. Jesus came to offer God's free gift of salvation to everyone.

Sing the key passage song, "For God Loved the World," and the theme song, "Take It to the Lord."

- Bible
- Key Passage Marker
- Key Passage Poster
- "For God Loved the World (John 3:16)" song
- "Take It to the Lord" song

## Learn the big picture question

**SAY** • The woman at the well was surprised when Jesus spoke to her because Jewish men did not speak to Samaritan women. **Jesus loves all people** because He loves everyone God made. ***What makes people special? People are special because God made us in His own image.***

- Big Picture Question Poster



## Missions moment

Display the "Walk Church in Prayer" photograph.

**SAY** • Missionaries say prayer helps them every day. Praying for missionaries is very important. Missionaries Heiden and Neena Ratner started a church called Walk Church. Let's pray for them now.

Read the caption on the photograph and pray as directed.

- "Walk Church in Prayer" printable

## Pray and transition to experience the story

# EXPERIENCE the Story



**SESSION TITLE:** Jesus and the Samaritan Woman

**BIBLE PASSAGE:** John 4

**STORY POINT:** Jesus loves all people.

**KEY PASSAGE:** John 3:16

**BIG PICTURE QUESTION:** What makes people special? People are special because God made us in His own image.

## LOW PREP

Modes of travel:

- fly like airplanes
- row a boat
- march like soldiers
- gallop like a horse
- steer like a race car driver

## Travel various ways

Name a mode of travel and invite preschoolers to act it out. Allow children to lead one another in transportation modes of their choosing.

**SAY** • We have so many ways to travel! Usually, we take the shortest and easiest way to get from one place to another. But the Jews took a longer way around Samaria because they didn't like the people there. Jesus didn't avoid anyone though. He walked straight through Samaria because **Jesus loves all people.**

***What makes people special? People are special because God made us in His own image.***

## Plant seeds

Cut paper strips that will fit around a disposable cup for each child. Encourage children to draw on their strips things a plant needs, such as water, sunlight, and soil on. Help children scoop some potting soil into their cups, add some seeds, and spray some water over the soil. Dry off the cup, wrap the paper strip around the cup, and tape it in place. Remind preschoolers to place the cup in a sunny window at home and keep it watered.

**SAY** • Our drawings can remind us that plants need things like soil, sunlight, and water to live. People need

- paper
- scissors (adult use)
- disposable cups
- markers
- potting soil
- plastic spoons
- seeds
- spray bottle of water
- paper towels
- clear tape

things like food and water to live, too. Jesus offered the woman at the well living water. But Jesus wasn't talking about actual water. He was talking about God's Spirit. Whoever has God's Spirit will have eternal life with God. **Jesus loves all people**, and He came to offer everyone this free gift!

## Filter water

Before the session, cut a gallon-sized plastic bottle in half. Secure a coffee filter over the spout with a rubber band. Invert the top half of the bottle into the bottom half. Allow children to take turns helping you pour sand and then gravel into the inverted bottle top. Then allow children to slowly pour dirty water over the gravel. Comment on the clarity of the water that collects on the bottom.

**SAY** • Sometimes water from a well can be dirty, so it has to be filtered before drinking. Jesus offered the woman at the well living water! But Jesus wasn't talking about actual water or longer life on earth. He was talking about God's Spirit and eternal life with God. **Jesus loves all people**, and He came to offer everyone this free gift! Some people around the world don't have clean water to drink, and they don't know about Jesus. Let's pray that they can get clean water and hear the wonderful news about Jesus!

- large plastic bottle
- scissors (adult use)
- coffee filter
- rubber band
- sand
- gravel
- dirty water

Option: Use this activity to introduce or support a well-water missions project for your church.

## Celebrate diversity

Draw a big heart on a large piece of paper. Write the story point above it. Help children cut out people images from magazines and glue them inside the heart. Encourage children to look for people different from themselves. Repeat the story point as they work. Display the poster.

- large piece of paper
- marker
- magazines featuring people
- blunt-tipped scissors
- glue stick

**SAY** • The Samaritan woman was surprised Jesus spoke to her because He was a Jew. Jews did not like Samaritans. But Jesus is different from other people. **Jesus loves all people**, and He came to give everyone a free gift: salvation from sin. ***What makes people special? People are special because God made us in His own image.*** All people are made in God's image, no matter what color their skin is, where they are from, whether they are a boy or a girl, or how talented they are!



### Count for missions

• pom-poms, 15 per child

Form a circle. Set a large pile of pom-poms in the center of the circle. Direct children to listen to the story and take that many pom-poms when you say a number. Pause after each number for children to gather pom-poms.

Neena is a missionary who loves Jesus very much. She knows that Jesus is the ONE [pause] true God. Neena has THREE [pause] friends who do not know Jesus. Neena bought THREE [pause] Bibles to give to her friends. She met them at ONE [pause] restaurant to eat together. At the restaurant, she saw TWO [pause] other friends. She invited all her friends to church. At church, Neena's friends heard more about Jesus. After church, they asked Neena FOUR [pause] questions about Jesus. Neena answered their questions and told them that she would pray for them. Neena knows that Jesus loves all people. She is ONE [pause] faithful missionary, who always prays that her friends will follow Jesus.

**SAY** • **Jesus loves all people.** Let's pray for missionaries who tell people that Jesus loves them and ask God to help us tell people near us that Jesus loves them too.

## Snack and review

Play the countdown video to signal the end of activities. Wash hands and gather preschoolers for snack time. Pray, thanking God for the snack.

Fill a sanitized, food-grade bucket with water. Fill a cup with water from the bucket for each child. Talk about how the Samaritan woman carried buckets of water from the well to her house every day. She thought if she could get the living water Jesus talked about she would not have to come to the well with her bucket anymore, but Jesus was talking about God's Spirit. **Jesus loves all people**, and He gives God's Spirit to all who trust in Him for eternal life.

Show the Bible story picture as you ask the following questions. Retell parts of the Bible story as needed.

1. Where did Jesus stop to rest? (*a well in Samaria*)
2. Why was the woman surprised Jesus talked to her? (*Jews did not like Samaritans.*)
3. What is the living water Jesus told the woman about? (*God's Spirit.*)
4. Who did Jesus say He is? (*the Messiah*)
5. ***What makes people special? People are special because God made us in His own image.***

## Transition

When preschoolers finish their snack, they may color the Bible story coloring page, play a simple game to practice the key passage or big picture question, or sing along to the key passage or theme song.

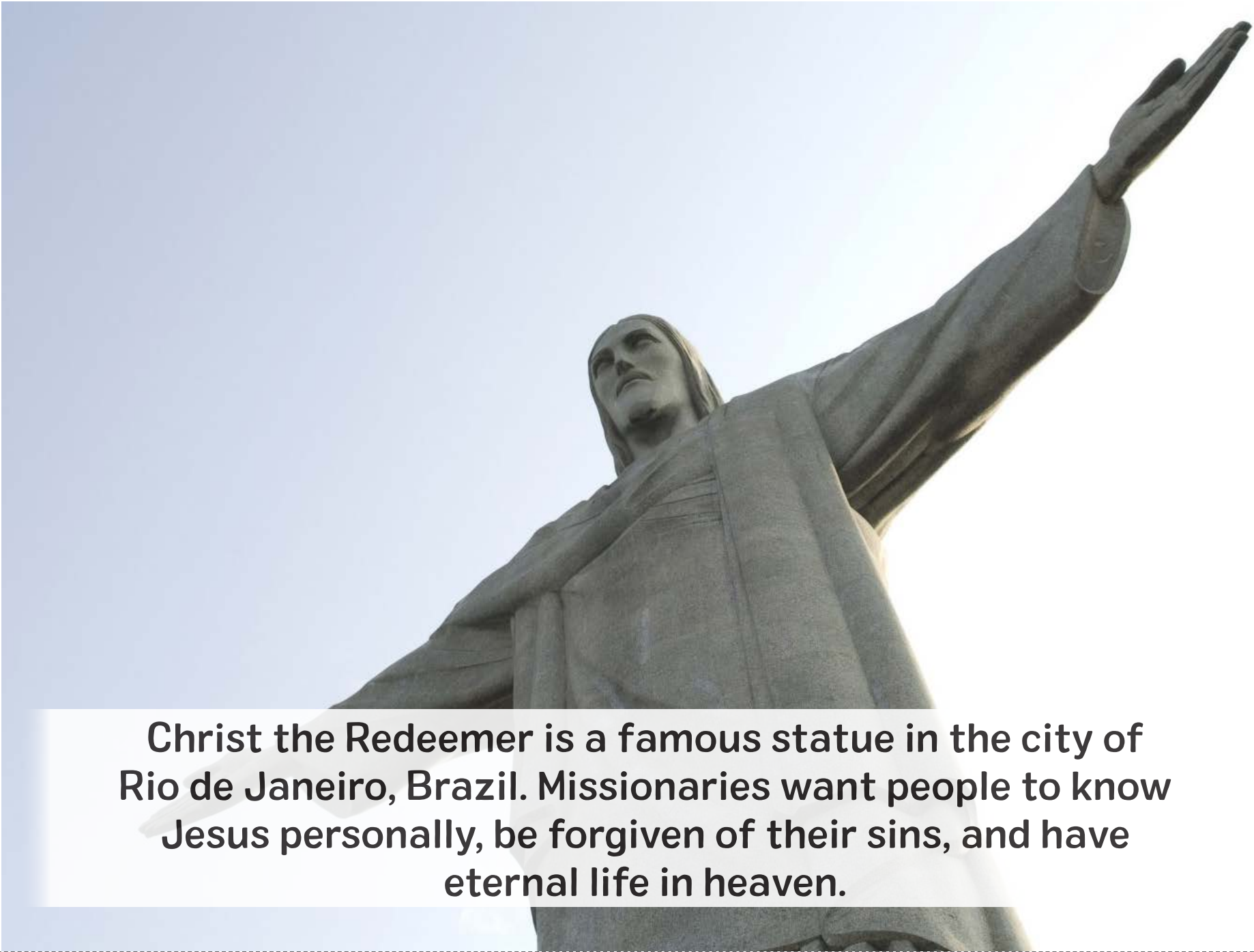
If parents are picking up their children at this time, tell them something that their child enjoyed doing or did well during the session. Distribute the preschool big picture cards for families.

- countdown video (optional)
- Allergy Alert
- paper cups and napkins
- snack food
- Bible Story Picture Poster
- Big Picture Question Poster
- food grade bucket (optional)
- drinking water (optional)

- Bible Story Coloring Page
- crayons
- Key Passage Poster
- Big Picture Question Poster
- "For God Loved the World (John 3:16)" song
- "Take It to the Lord" song
- Big Picture Cards for Families: Babies, Toddlers, and Preschoolers



God wants all children, like these kids in Brazil, to learn about Him and choose to follow Him all their lives. Missionaries help bring medical care and Bible studies to children in Brazil.

A low-angle photograph of the Christ the Redeemer statue in Rio de Janeiro, Brazil. The statue is a large, green-patinaed sculpture of Jesus Christ with long hair and a beard, wearing a robe. His right arm is raised high, pointing towards the sky, while his left arm is bent across his chest. The background is a clear, bright blue sky.




**Christ the Redeemer is a famous statue in the city of Rio de Janeiro, Brazil. Missionaries want people to know Jesus personally, be forgiven of their sins, and have eternal life in heaven.**





The Amazon River runs through Brazil, along cities and also through thick jungles. God wants us to reach all people, even those who live in the Amazon jungle, with the gospel.



**Brazil has large cities, steep mountains, jungles, and small villages. We can pray that all people in Brazil will choose to believe in Jesus as Savior and Lord.**







**guitar**



**ball**



**shoes**



**baby**



**airplane**



**banana**



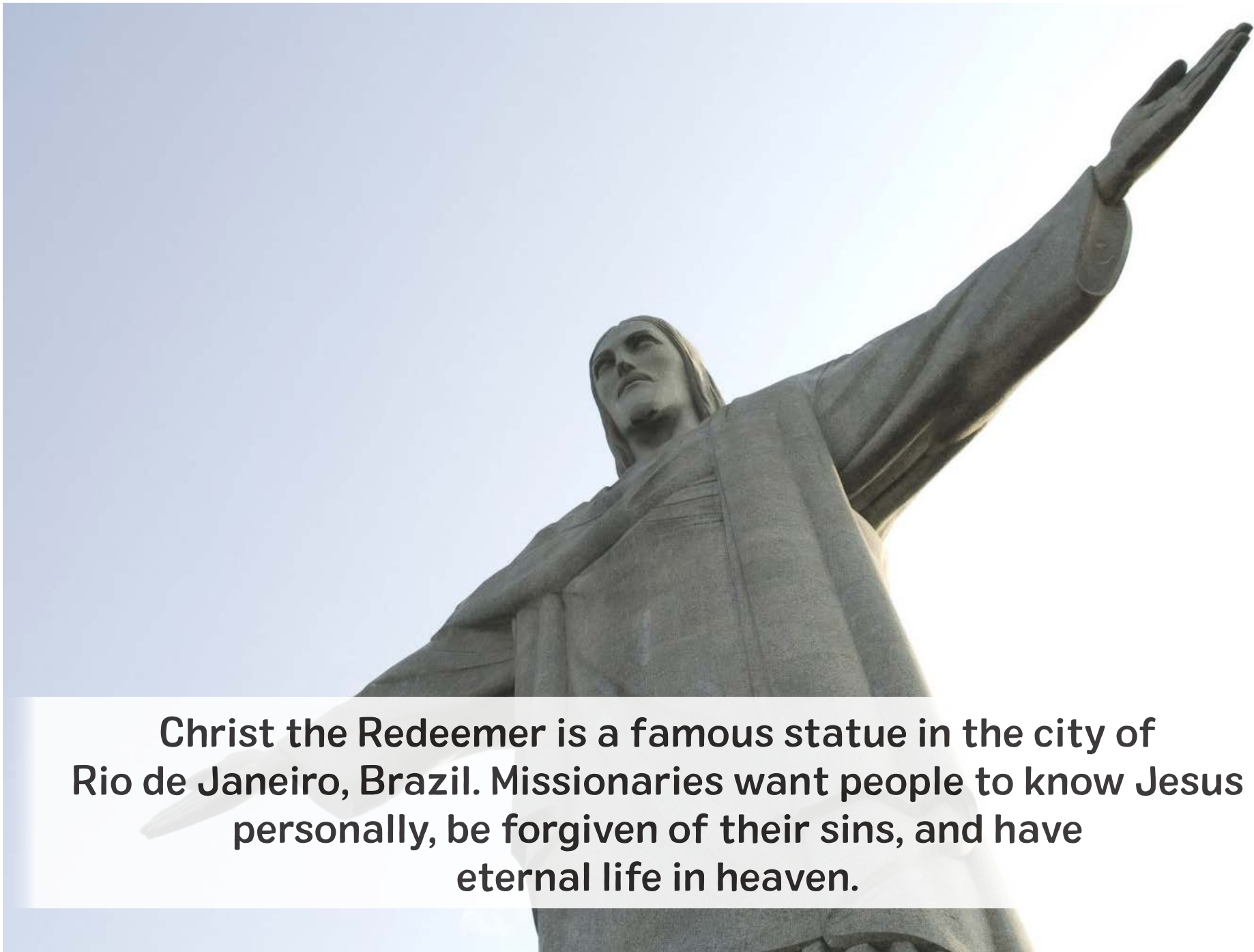
**glasses**



**frog**



God wants all children, like these kids in Brazil, to learn about Him and choose to follow Him all their lives. Missionaries help bring medical care and Bible studies to children in Brazil.



**Christ the Redeemer is a famous statue in the city of Rio de Janeiro, Brazil. Missionaries want people to know Jesus personally, be forgiven of their sins, and have eternal life in heaven.**

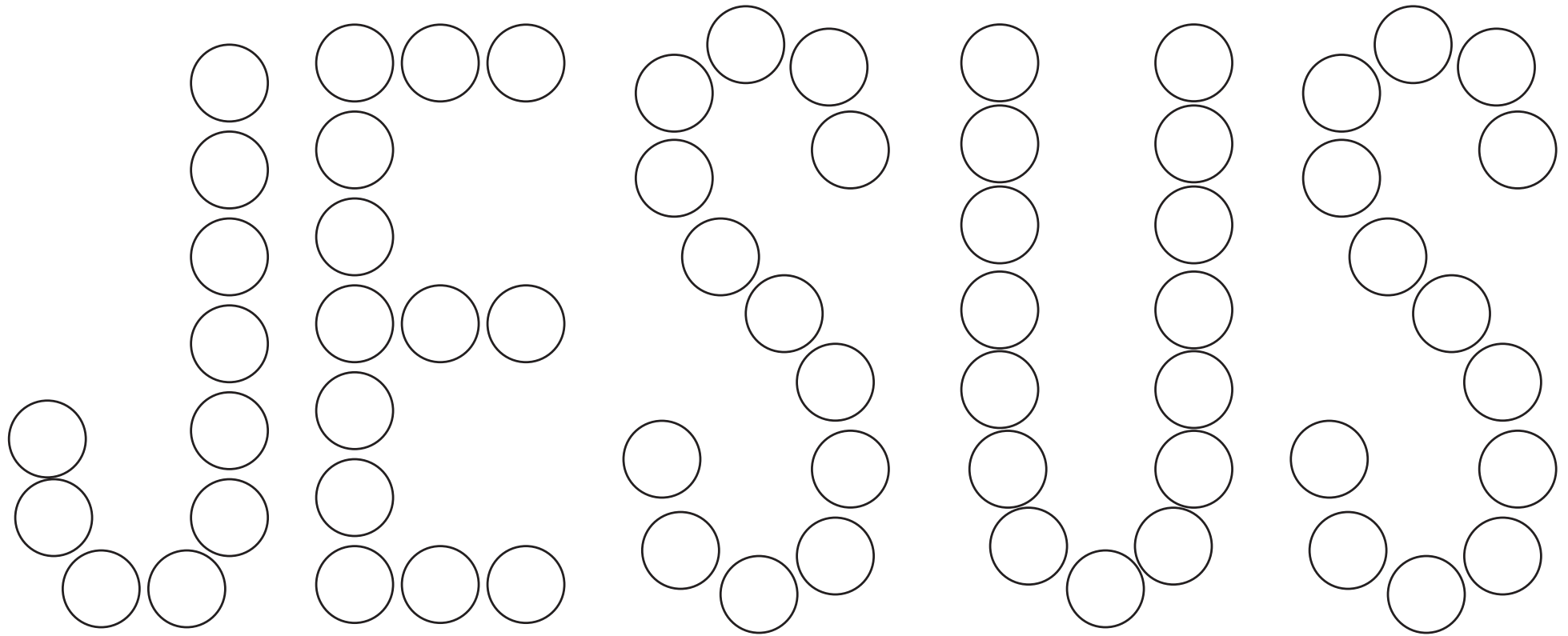


The Amazon River runs through Brazil, along cities and also through thick jungles. God wants us to reach all people, even those who live in the Amazon jungle, with the gospel.

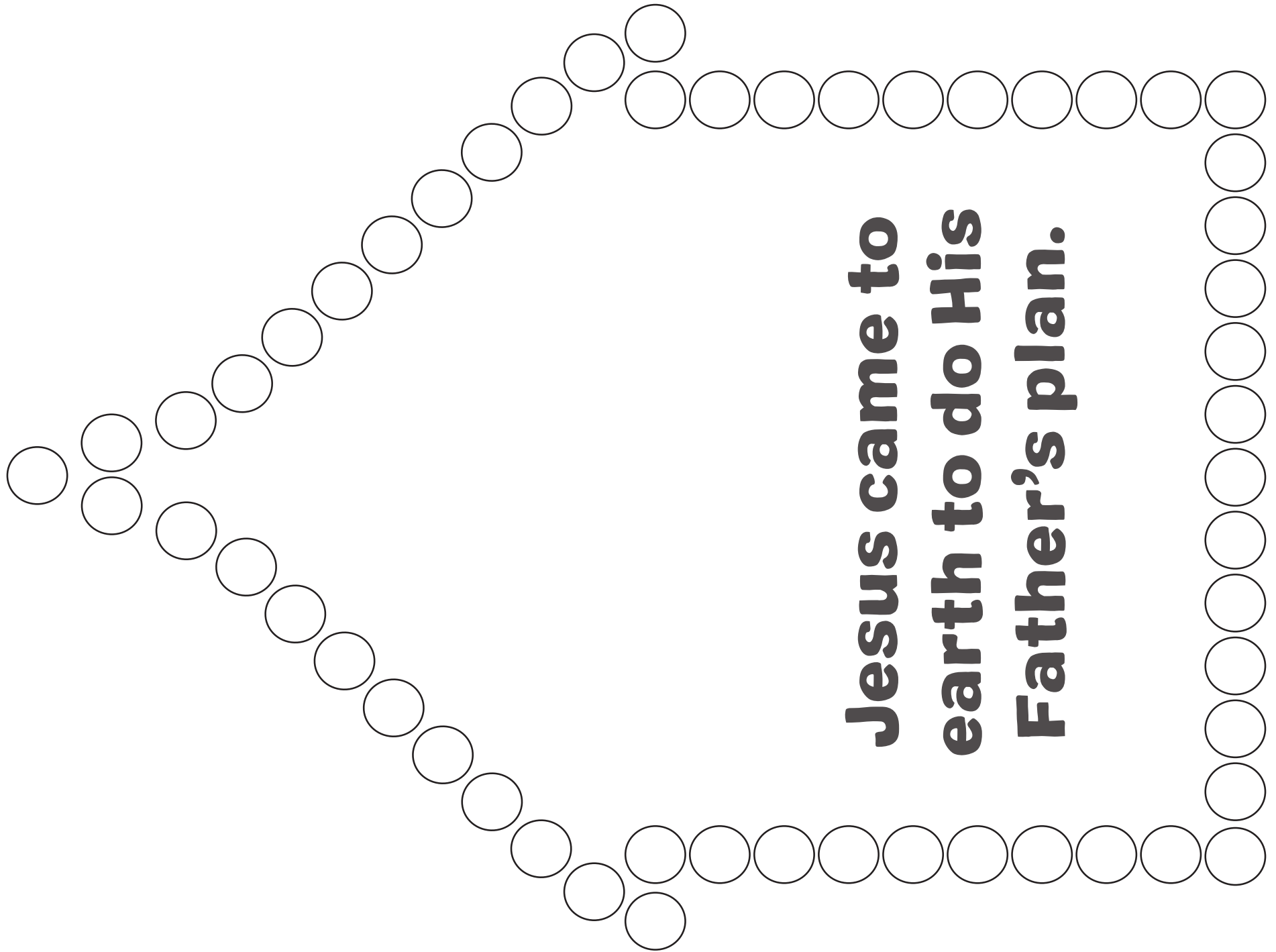


**Brazil has large cities, steep mountains, jungles, and small villages. We can pray that all people in Brazil will choose to believe in Jesus as Savior and Lord.**

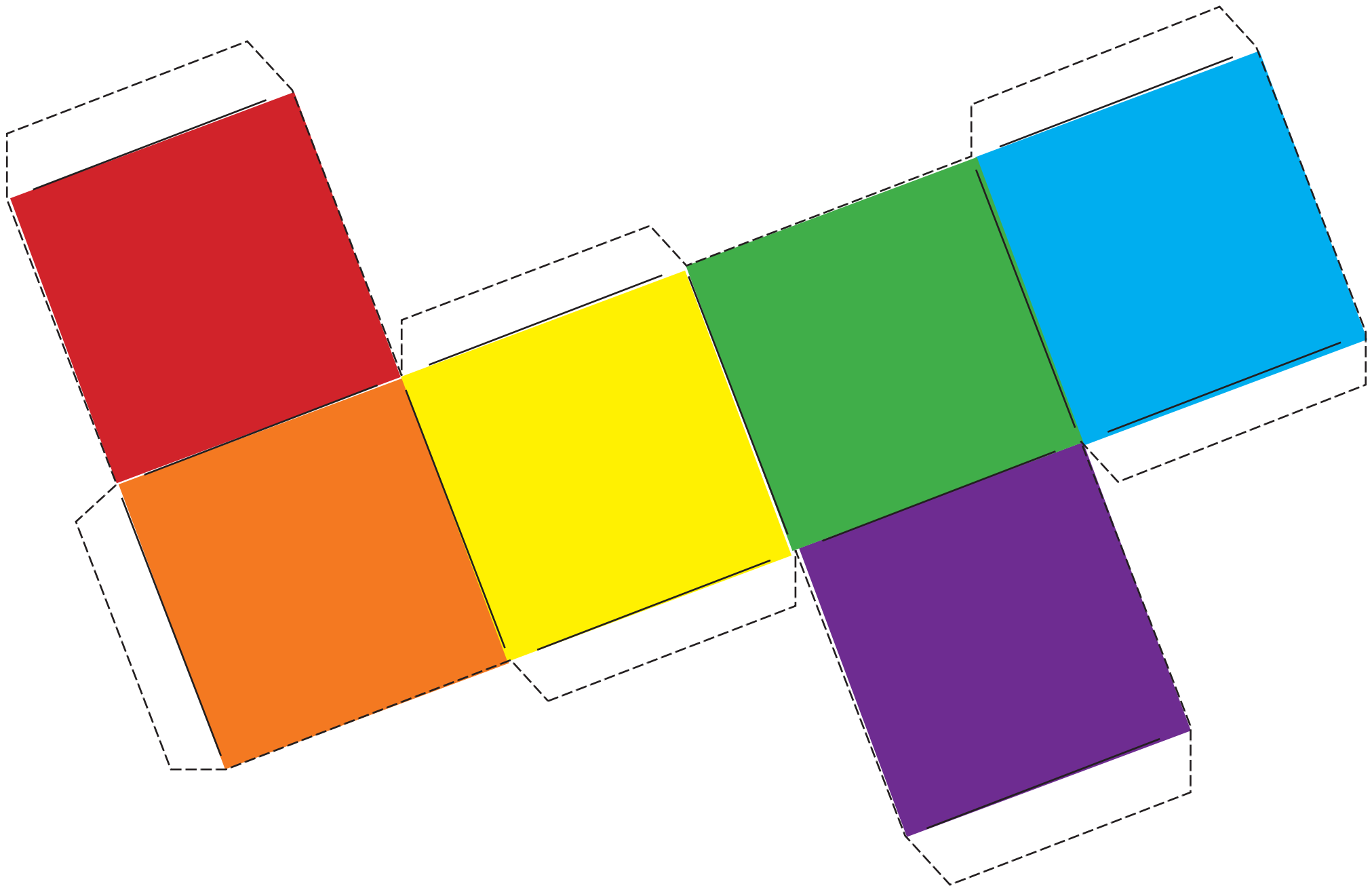




**Jesus came to earth to do  
His Father's plan.**







**In the beginning was the  
Word, and the Word was with  
God, and the Word was God.**

**John 1:1 (CSB)**

**In the beginning was the  
Word, and the Word was with  
God, and the Word was God.**


**John 1:1 (KJV)**


**In the beginning was the  
Word, and the Word was with  
God, and the Word was God.**

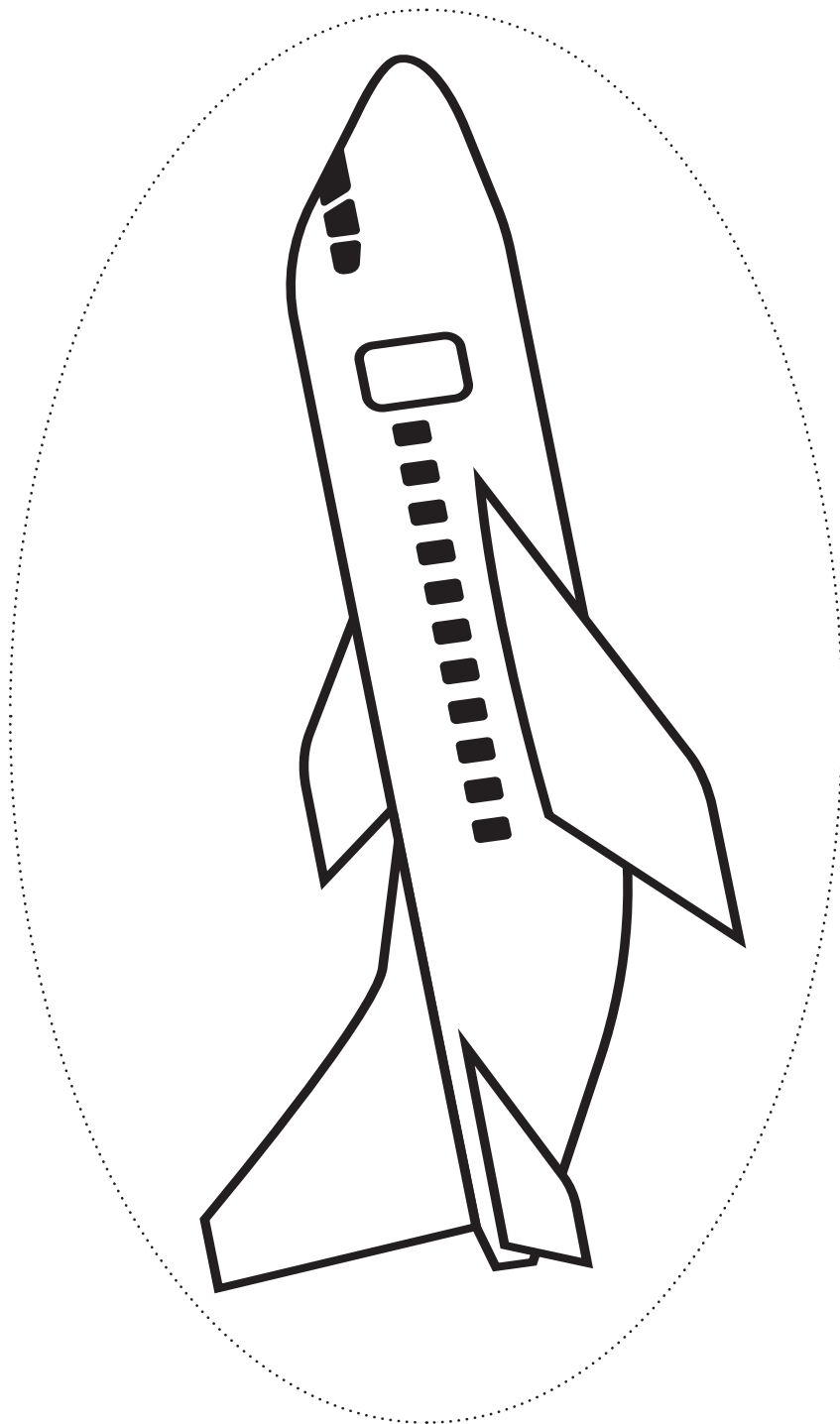
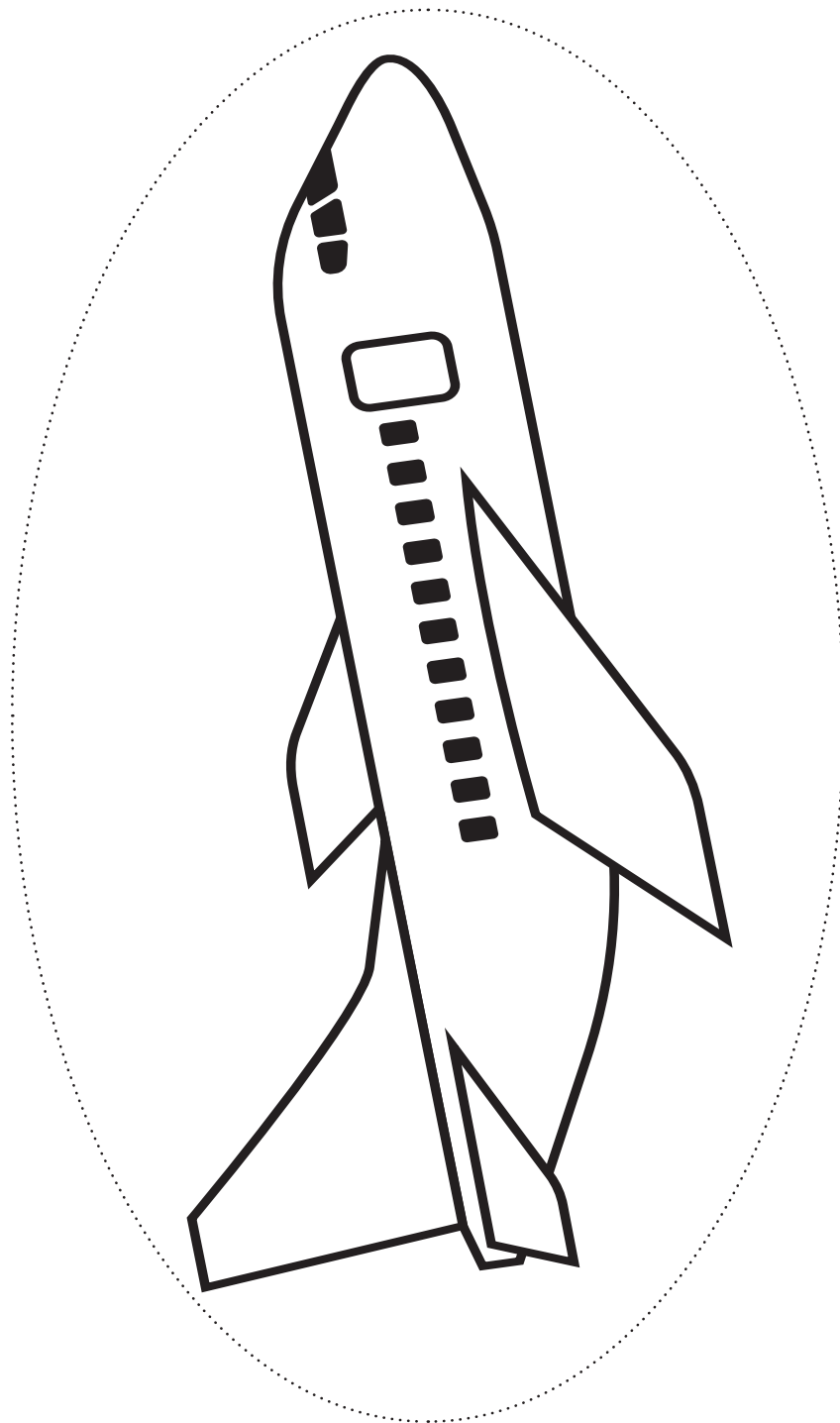
**John 1:1 (ESV)**

**In the beginning was the  
Word, and the Word was with  
God, and the Word was God.**

**John 1:1 (NIV)**









(Used by Permission of Missionary Aviation Fellowship)



(Used by Permission of Missionary Aviation Fellowship)



(Used by Permission of Missionary Aviation Fellowship)

## Betty Greene Story

In 1946, Betty Greene made history when she became the first missionary pilot. Her dream was to use airplanes to help people who were hard to reach with cars, boats, or even on foot. She wanted all people to know about Jesus. That's why she helped to start Mission Aviation Fellowship. Her first flight was to Mexico, but Betty flew all over Asia, Africa, and South America to share the gospel.

She was an excellent pilot and also knew a lot about fixing airplanes. She was able to safely travel through storms, over mountains, and onto tiny islands. In her career, she made close to 5,000 flights to bring missionaries and supplies to hard-to-reach places. She also flew very sick people to hospitals. Many would have died without her help.

Betty Greene loved Jesus, and that's why she chose to use her career as a pilot to help others. She flew the love of Jesus into many countries. Many people were helped and many became followers of Jesus because Betty Greene was faithful.

God helps me say no to sin.

God helps me say no to sin.

God helps me say no to sin.

**James 4:7**

**Psalms 119:11**

**Mark 14:38**

**Matthew 6:13**

**James 4:7**

**Psalms 119:11**

**Mark 14:38**

**Matthew 6:13**

**James 4:7**

**Psalms 119:11**

**Mark 14:38**

**Matthew 6:13**



**nurse**



**doctor**



**mail carrier**



**garbage collector**



**police officer**



**firefighter**



**nurse**



**doctor**



**mail carrier**



**garbage collector**



**police officer**



**firefighter**



The Thiemanns live in Africa, where they serve with Mission Aviation Fellowship. Jason and Joselyn are the parents. The children are Sebastian, Emma, and Avery. Jason is a pilot, and he also fixes airplanes. He spends a lot of time flying doctors into tiny villages where the people cannot get to a hospital. The most important part of his work is bringing hope, life, and love to people who don't know Jesus.




**Peter**



**Andrew**



**James**








**John**



**Philip**



**Bartholomew**

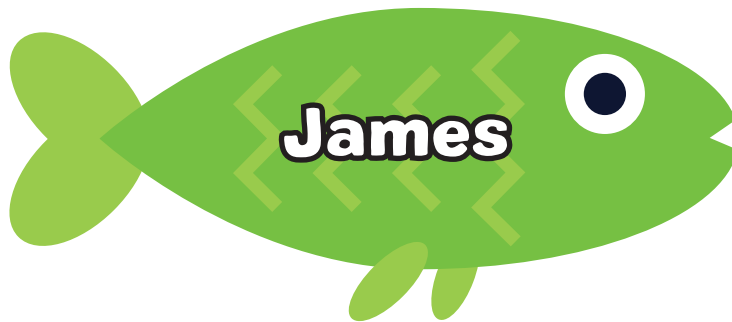





**Peter**



**Andrew**



**James**








**John**



**Philip**



**Bartholomew**



**“He must increase,  
but I must decrease.”**

**John 3:30 (CSB)**

**He must increase,  
but I must decrease.**

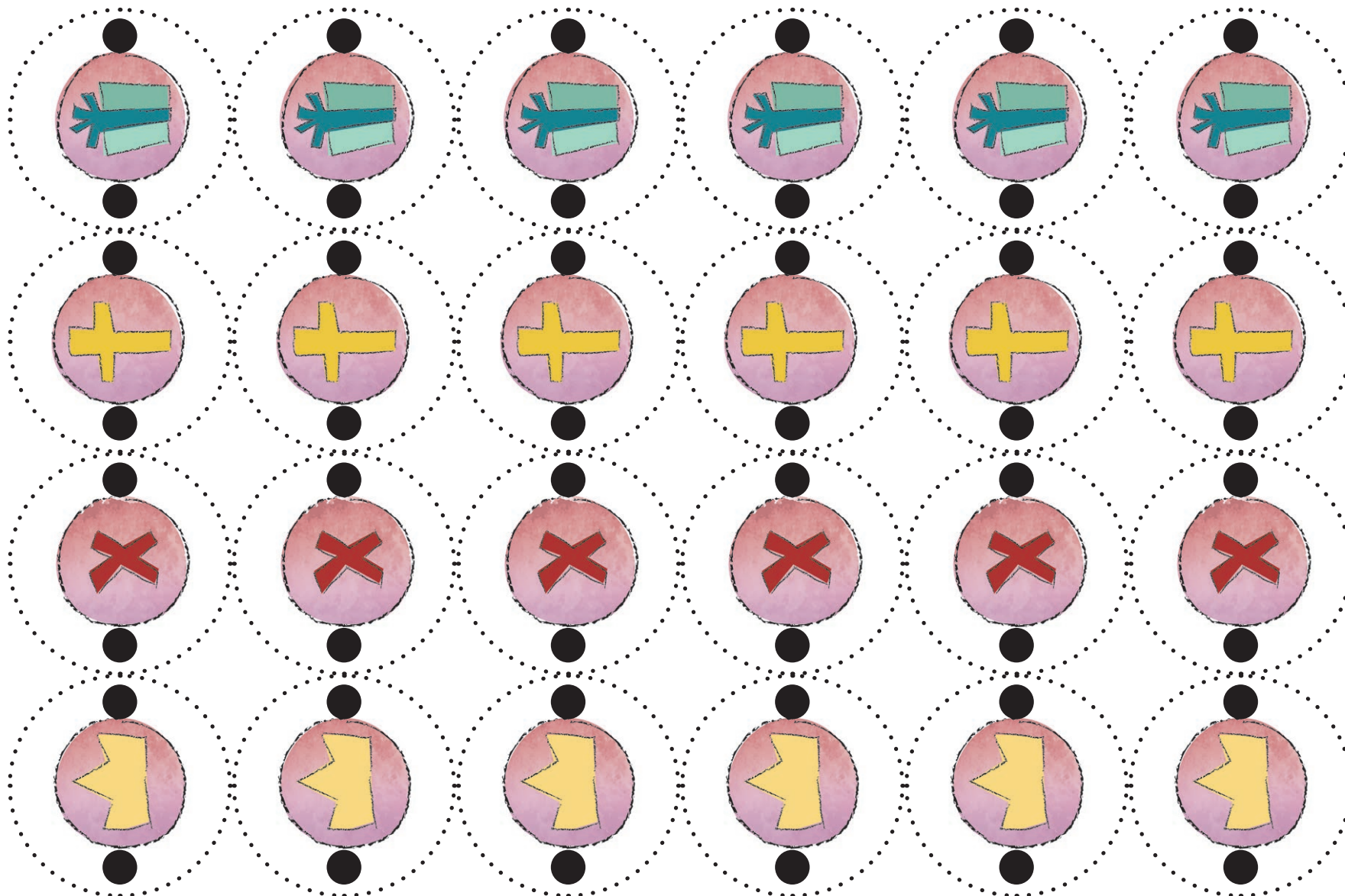
**John 3:30 (KJV)**

**“He must increase,  
but I must decrease.”**

**John 3:30 (ESV)**

**“He must become greater;  
I must become less.”**

**John 3:30 (NIV)**






God used Elijah to help a widow and her son. God kept the widow's flour and oil from running out so she and her son would have food to eat. When her son became sick, God healed him.



God used Elijah to help a widow and her son. God kept the widow's flour and oil from running out so she and her son would have food to eat. When her son became sick, God healed him.



**God's servant Isaiah wrote about the Messiah many years before Jesus was born. God planned all along that Jesus would die on the cross for our sins.**



**God's servant Isaiah wrote about the Messiah many years before Jesus was born. God planned all along that Jesus would die on the cross for our sins.**



**Jesus was born to rescue people from sin. Jesus is God's Son.  
God sent Jesus to earth from heaven.**



**Jesus was born to rescue people from sin. Jesus is God's Son.  
God sent Jesus to earth from heaven.**



**Jesus came to earth to do His Father's plan, and even as a boy, Jesus knew that. Jesus listened to the teachers at the temple. Everyone was surprised at how much Jesus understood.**



**Jesus came to earth to do His Father's plan, and even as a boy, Jesus knew that. Jesus listened to the teachers at the temple. Everyone was surprised at how much Jesus understood.**

**Among the People**

*Preschool Leader Guide* • Unit 21, Session 2

© 2019 LifeWay OK to Print



**Jesus cares about people. Jesus did miracles that helped people and showed that He is the Son of God.**



**Jesus cares about people. Jesus did miracles that helped people and showed that He is the Son of God.**

**Matching Cards**



**Instructions:** Print in color if possible. Cut apart the cards. Use as directed in the leader guide.




Jesus taught that He is the Messiah.


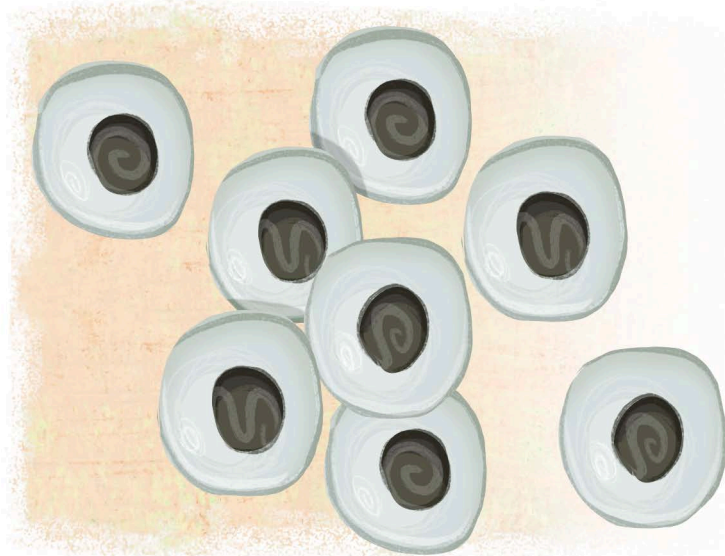




Jesus taught that He is the Messiah.













The people of Walk Church believe in the power of prayer. In this picture, they are praying for the people of Las Vegas to turn to Jesus. The church staff stops and prays every day at 2:06 (from Colossians 2:6). They ask people all over the world to be prayer partners with them. Even though it isn't 2:06, we can pray for their church to reach the people of Las Vegas with the message of Jesus.

- Stop and pray for the people in Las Vegas to turn away from their sins and ask Jesus for forgiveness.
- Stop and pray that more Christians would come to Las Vegas to share the gospel.
- Stop and pray that Christians there would grow closer and closer to Jesus.
- Stop and pray that more people would read the Bible and understand that it is true.

**For God loved the world in this way:  
He gave his one and only Son, so that  
everyone who believes in him will not  
perish but have eternal life.**

**John 3:16 (CSB)**

**For God so loved the world, that he  
gave his only begotten Son, that  
whosoever believeth in him should  
not perish, but have everlasting life.**

**John 3:16 (KJV)**

**“For God so loved the world, that he  
gave his only Son, that whoever  
believes in him should not perish  
but have eternal life.”**

**John 3:16 (ESV)**

**For God so loved the world that he  
gave his one and only Son, that  
whoever believes in him shall not  
perish but have eternal life.**

**John 3:16 (NIV)**