

THE  
**GOSPEL**  
**PROJECT**  
FOR KIDS<sup>®</sup>

**In the Beginning**

*Younger Kids Leader Guide*

VOLUME I



# THE GOSPEL

## GOD'S PLAN for US

**The gospel is the good news, the message about Christ, the kingdom of God, and salvation. Use these prompts to share the gospel with your kids.**



**GOD RULES.** Ask: "Who is in charge at home?" Explain that because God created everything, He is in charge of everything. Read Revelation 4:11.



**WE SINNED.** Ask: "Have you ever done something wrong?" Tell kids that everyone sins, or disobeys God. Our sin separates us from God. Read Romans 3:23.



**GOD PROVIDED.** Explain that God is holy and must punish sin. God sent His Son, Jesus, to take the punishment we deserve. Read John 3:16.



**JESUS GIVES.** Ask: "What is the best gift you've ever received?" Say that Jesus took our punishment for sin by giving His life, and He gives us His righteousness. God sees us as if we lived the perfect life Jesus lived. This is the best gift ever! Read 2 Corinthians 5:21.



**WE RESPOND.** Explain that everyone has a choice to make. Ask: "Will you trust Jesus as your Savior and Lord? You can turn from self and sin and turn to Jesus." Read Romans 10:9-10.

# THE GOSPEL PROJECT<sup>®</sup> FOR KIDS

## Table of Contents

### UNIT 1: GOD CREATED EVERYTHING

— 1: God Created the World.....	6
— 2: God Created People.....	22
— 3: Sin Entered the World.....	38
— 4: Noah and the Ark.....	54
— 5: The Tower of Babel.....	70
— 6: The Suffering of Job .....	86

### UNIT 2: GOD FORMED A NATION

— 1: God's Covenant with Abraham.....	104
— 2: Abraham and Isaac .....	120
— 3: Isaac and Rebekah .....	136
— 4: God's Promise to Isaac.....	152

### UNIT 3: THE NATION GREW

— 1: Jacob and Esau .....	170
— 2: Jacob and Rachel .....	186
— 3: Jacob's New Name.....	202

↑ \_\_\_\_\_  
Write the dates for each session here!

*The Gospel Project for Kids  
Younger Kids Leader Guide*

## Volume 1 In the Beginning

© 2018 LifeWay Press<sup>®</sup>

**Eric Geiger**

*Senior Vice President, LifeWay Resources*

**Ed Stetzer**

*Founding Editor*

**Trevin Wax**

*General Editor*

**Brian Dembowczyk**

*Managing Editor*

**Jeremy Carroll**

*Publishing Team Leader*

**Landry Holmes**

*Manager, Kids Ministry Publishing*

**Jana Magruder**

*Director, Kids Ministry*

Send questions/comments by email to  
jeremy.carroll@lifeway.com, or mail to

**Publishing Team Leader**

*The Gospel Project for Kids*

One LifeWay Plaza

Nashville, TN 37234-0172

Or make comments on the Web at  
[www.lifeway.com](http://www.lifeway.com)

ISBN: 978-1-4627-9983-1

Item 005802977

Printed in the United States of America

No part of this work may be reproduced or transmitted in any form or by any means, electronic or mechanical, including photocopying and recording, or by any information storage or retrieval system, except as may be expressly permitted in writing by the publisher. Requests for permission should be addressed in writing to LifeWay Press<sup>®</sup>, One LifeWay Plaza, Nashville, TN 37234-0172.

We believe that the Bible has God for its author; salvation for its end; and truth, without any mixture of error, for its matter and that all Scripture is totally true and trustworthy. To review LifeWay's doctrinal guideline, please visit [www.lifeway.com/doctrinalguideline](http://www.lifeway.com/doctrinalguideline). Unless otherwise indicated, all Scripture quotations are taken from the Christian Standard Bible<sup>®</sup>, Copyright 2017 by Holman Bible Publishers. Used by permission.



# Bible Study at a Glance

## LEADER BIBLE STUDY

Familiarize yourself with the content and context of the Bible story and how it relates to God's plan of redemption

### Preparation

Pray for your kids and contact families during the week. Gather and prepare session materials.

- Pray for your kids
- Send a parent email
- Print/download printables
- Assemble supplies
- Prepare videos

### Introduce the Story

Build relationships with kids and introduce the day's Bible story through engaging activities.

- Opening Activities
- Activity Page

#### Say what?

Use the suggested "Say" dialogue to easily move between segments.

### Teach the Story

Communicate the day's Bible story and discover God's big story.

- Big Picture Question
- Giant Timeline
- Bible Story
- Missions Moment
- Key Passage
- Sing



## Apply the Story

Reinforce the Bible story for multiple learning styles and lead kids to apply what they learned as they take part in God's big story.

- Key Passage Activity
- Discussion & Bible Skills
- Closing Activities
- Journal & Prayer

### Suggested times

The times provided allow you to complete the session plan in an hour and fifteen minutes. Lengthen or shorten the session as needed.



### Missions Moment

Introduce kids to missions and encourage them to take the gospel to the nations with designated missions awareness activities.

## Make it fit

Customize the session plan to fit the needs of your church or classroom.



### Small Group Option

- 1) Kids arrive in small group rooms for "Introduce the Story." Welcome and build relationships with kids, help them work the activity page, and complete one of the activity options together.
- 2) Transition to an area in your room designated as the "Teach the Story" area. Watch the Bible story video or tell the Bible story. Utilize elements that fit your space, resources, and schedule.
- 3) Move to another area of your room for "Apply the Story." Reinforce the story point and Christ connection. Help kids apply what they have learned. Dismiss kids according to your kids ministry policies and procedures.



### Small Group and Large Group Option

- 1) Kids arrive in small group rooms for "Introduce the Story." Welcome and build relationships with kids, help them work the activity page, and then complete one activity option together.
- 2) Use the countdown video or other transition to move to the large group room. Join the other small groups for "Teach the Story." Watch the Bible story video or tell the Bible story. Utilize elements that fit your space, resources, and time constraints.
- 3) Return to small group rooms to "Apply the Story." Reinforce the Bible story's story point and Christ connection. Dismiss kids according to your kids ministry policies and procedures.

# Unit 1: God Created Everything

## Unit Description:

In the beginning, God created everything for His glory. He made people in His image. When sin entered the world through Adam and Eve, God revealed His plan to bring people back to Himself through a descendant—His own Son.

## Key Passage:

Colossians 1:16b-17

## Big Picture Question:

Who is God? God is our Creator and King.

## Session 1:

### God Created the World

*Genesis 1*

**Story Point:** God created everything, and everything He created was good.

## Session 4:

### Noah and the Ark

*Genesis 6–9*

**Story Point:** God punished sin but chose to rescue Noah and his family.

## Session 2:

### God Created People

*Genesis 1–2*

**Story Point:** God created people in His own image, and He loves us.

## Session 5:

### The Tower of Babel

*Genesis 11*

**Story Point:** People tried to build a tower to glorify themselves instead of God.

## Session 3:

### Sin Entered the World

*Genesis 3*

**Story Point:** Adam and Eve broke God's law, and their sin separated them from God.

## Session 6:

### The Suffering of Job

*Job*

**Story Point:** Job learned that God is good, even in suffering.



## **God Created the World**

God created everything, and everything  
He created was good.



## **God Created People**

God created people in His own image,  
and He loves us.



## **Sin Entered the World**

Adam and Eve broke God's law, and  
their sin separated them from God.



## **Noah and the Ark**

God punished sin but chose to rescue  
Noah and his family.




## **The Tower of Babel**

People tried to build a tower to glorify  
themselves instead of God.



## **The Suffering of Job**

Job learned that God is good, even in  
suffering.



Use Week of:

## Unit 1 • Session 1

# God Created the World

### BIBLE PASSAGE:

Genesis 1

### STORY POINT:

God created everything, and everything  
He created was good.

### KEY PASSAGE:

Colossians 1:16b-17

### BIG PICTURE QUESTION:

Who is God? God is our Creator  
and King.

**INTRODUCE THE STORY**  
(10–15 MINUTES)  
**PAGE 10**



**TEACH THE STORY**  
(25–30 MINUTES)  
**PAGE 12**



**APPLY THE STORY**  
(25–30 MINUTES)  
**PAGE 18**



Additional resources are available at [gospelproject.com](http://gospelproject.com). For free training and session-by-session help, visit [www.ministrygrid.com/web/thegospelproject](http://www.ministrygrid.com/web/thegospelproject).

## LEADER Bible Study

In the beginning, God created everything. God created the universe *ex nihilo*, or “out of nothing.” All of creation began with a word. When God spoke, it happened: light, land, sky, stars, plants, and animals. God made them all, and they were good. Creation was perfect, just as God intended.

The first story—in fact, every story in the Bible—is a small piece of a much bigger story: God’s redemptive story. Sin would enter the world and affect everything, but God already knew. He already had a plan to show His grace to people through His Son (2 Tim. 1:9), to rescue and restore.

The Bible says that God’s plan existed before He created the world. (Eph. 1:4-6) The Bible tells the story of how a great God redeemed rebellious people by sending His Son, Jesus, to be the perfect sacrifice for sin.

The story of Jesus does not begin in a manger. The Son has always existed, and He was present at creation. He is the Word through whom all things were created. (John 1:1-3)

Colossians 1:16-17 says that everything was created by Him and for Him, and He holds everything together. Through creation, we see and understand God’s eternal power and divine nature. (Rom. 1:20)

As you begin teaching kids about creation, help them discover who God is. Remind boys and girls that God created everything with a purpose: to bring Him glory. Psalm 19:1 says, “The heavens declare the glory of God, and the expanse proclaims the work of his hands.”

The Book of Genesis is the beginning of the greatest story ever told. It is a true story, and at the center of it all is the true hero: our Savior, Jesus Christ. This story changes everything.



# The BIBLE Story

## God Created the World


*Genesis 1*

**In the beginning**, nothing existed except for God. **God created the heavens and the earth.** The earth had no shape, and darkness covered the earth. The Spirit of God was there, hovering over the waters.

**God spoke: “Let there be light!”** What God said happened. **God saw that the light was good**, and He separated the light from the darkness. God called the light “day,” and He called the darkness “night.” **Evening came, and then morning came. That was the first day.**

**God spoke again: “Let there be an expanse between the waters to separate them.”** What God said happened. He made a space between the water that was on the earth and the water above the earth. **God called the expanse “sky.” Evening came, and then morning came. That was the second day.**

**God said, “Let the water under the sky be gathered into one place, and let the dry land appear.”** What God said happened. God called the dry land “earth,” and He called the gathered water “seas.” God saw that it was good. Then God said, **“Let the earth make plants and trees with fruits and seeds.”** What God said happened. Plants and trees grew, and **God saw that it was good. Evening**



came, and then morning came. That was the third day.

Next, God placed lights in the sky. God created the sun to shine during the day and the moon and stars to shine at night. God gave us lights to shine on the earth, to separate day from night, and to help us track time in days and years. God saw that it was good. Evening came, and then morning came. That was the fourth day.

Next, God made creatures that move and swim in the water. He made birds to flap their wings and soar across the sky. God saw that it was good. God told the animals to multiply, and they filled the seas and the sky. Evening came, and then morning came. That was the fifth day.

Then God made more animals—livestock, creatures that crawl, and wildlife—to live on the earth. When God said it, it happened. And God saw that all of it was good.

*Christ Connection: Jesus is Lord over all of creation. The Son has always existed. The Bible says everything was created by Him and for Him, and He holds everything together. All of creation exists to bring God glory.*

## Bible Storytelling Tips

### • Vary your tone:

Speak boldly when saying the words that God spoke. Use pauses for emphasis when identifying the days.

Speak cheerfully when describing the creation as "good."

• **Use props:** Prepare posters with simple drawings for each day of creation. Show each poster at the appropriate point in the story.

# INTRODUCE the Story



**SESSION TITLE:** God Created the World

**BIBLE PASSAGE:** Genesis 1

**STORY POINT:** God created everything, and everything He created was good.

**KEY PASSAGE:** Colossians 1:16b-17

**BIG PICTURE QUESTION:** Who is God? God is our Creator and King.

---

## Welcome time

Greet each kid as he or she arrives. Use this time to collect the offering, fill out attendance sheets, and help new kids connect to your group. As kids arrive, ask them about their favorite animals. Why do they like the animals they chose? Ask them who made all the animals.

**SAY** • Those are some great choices for favorite animal. All kinds of fascinating creatures live in our world. Some creatures swim, some fly, and others crawl along the ground. Today we will learn that God made all the animals, as well as all the different places where the animals live.

## Activity page (5 minutes)

- “Creature Factory” activity page,
- 1 per kid
- pencils or markers

Invite kids to complete the “Creature Factory” activity page. Encourage kids to mix and match different features from real animals to come up with a pretend animal of their own.

**SAY** • It’s fun to imagine new creatures by mixing different parts of creatures that exist, like a horse with wings. We started with parts, but God did not need to use parts to create animals. God created the world out of nothing, and everything He created was good.

## Session starter (10 minutes)

**LOW  
PREP**

### OPTION 1: Duck, duck, zoo

Instruct the kids to sit in a circle. Choose a kid to be *It*. She will walk around the circle, gently tapping each kid's head saying "duck." *It* will select a kid to chase her by saying another animal, such as "monkey," when she taps that kid's head. He must stand up and chase *It* around the circle.

Both children must move and make sounds like the animal *It* called out when choosing her chaser. If the chaser tags *It* before she sits in his spot, *It* must sit in the center of the circle until another kid takes her place. Otherwise, she sits in his spot. The chaser becomes *It* in the next round.

**SAY** • It is fun to pretend to be different animals. Today we will learn about the creation of the world. God created the land and the sea and all the animals on the earth. Everything God created was good.

### OPTION 2: Land and sea

Place a tarp or drop cloth on the floor. Set on the tarp a large plastic tub with water and another large tub with sand. Allow kids to play in the sand and the water with their hands. Make sure kids dry or wipe off their hands before switching to the other tub.

- large plastic tubs, 2
- sand
- water
- tarp or drop cloth (optional)
- towels for cleanup

**SAY** • God created the oceans and the land. He filled the oceans with sea creatures and covered the land with plants and animals. Today we will learn about when God made all the wonderful things we see in nature. How do you think God created everything? Why do you think He created things?

## Transition to teach the story

# TEACH the Story



**SESSION TITLE:** God Created the World

**BIBLE PASSAGE:** Genesis 1

**STORY POINT:** God created everything, and everything He created was good.

**KEY PASSAGE:** Colossians 1:16b-17

**BIG PICTURE QUESTION:** Who is God? God is our Creator and King.

---

- room decorations
- Theme Background Slide (optional)

**Suggested Theme Decorating Ideas:** Decorate the room to look like a repair shop. Place a table on stage and scatter various metal parts, nuts, bolts, or gears around it. Use a pegboard to create a place to hang some tools, or paint foam board to look like a pegboard and tools. You may display a few items in need of repair, such as a bicycle, a lawn mower, or a vacuum cleaner.

## Countdown

- countdown video

Show the countdown video as your kids arrive, and set it to end as the session begins.

## Introduce the session (3 minutes)

- leader attire
- Bible

*[Leader enters wearing greasy overalls and a tool belt. He or she is carrying a Bible.]*

**LEADER** • Well hey, everyone! I wasn't expecting visitors today, or I might have changed into some cleaner clothes. Welcome to my repair shop. I love to work on fixing broken things to make them as good as new. Occasionally I'll use leftover parts to build something totally new, but that's a bit harder than fixing something that someone else already invented. You know, just about everything breaks down

Tip: If you prefer to avoid themed content and characters, adapt or omit this introduction.



eventually. But this wasn't always the case. When the world was brand new, everything was good and perfect, and nothing ever broke.

That may sound pretty different, but it's the truth. You see, this here [*hold up Bible*] is my Bible. The Bible is God's Word and it tells us what is true about God, about ourselves, and about the world we live in. Would you all like me to tell you the story of when everything was new and perfect? [*Allow responses.*] All right! Let's get started.

### Big picture question (1 minute)

**LEADER** • The first thing we need is our big picture question. That will help us know part of the big picture about what our Bible story teaches us. I'll say it once; then you repeat after me. Ready? **Who is God?** Now all together: **Who is God?** Great job. As you listen to the story, see if you can figure out the answer. We'll talk more about it soon.

### Giant timeline (1 minute)

Show the giant timeline.

• Giant Timeline

**LEADER** • Now that we know what big picture question we are going to answer in this story, we need to check our timeline. This helps us see how all the different stories in the Bible are really painting one big picture about God's plan for the world. Today's story is about the very first thing that happened in the universe. Before this story happened, there was no universe! There was nothing but God, who has always existed. Our story is called "God Created the World," and it is the beginning of the larger story of the Bible.

- Bibles
- "God Created the World" video
- Big Picture Question Poster
- Bible Story Picture Poster
- Story Point Poster

## Tell the Bible story (10 minutes)

Open your Bible to Genesis 1. Use the Bible storytelling tips on the Bible story page to help you tell the story, or show the Bible story video "God Created the World."

**LEADER** • This story teaches us some important things about God. We know that He is powerful because He created the entire universe just by speaking. We know He is good because everything that He made was beautiful and good. We also know that He is creative! Think about all the interesting plants and animals in the world. God thought up each one from nothing. And because God made everything, that means that He knows what is best and has the right to rule over everything.

So, now we can come up with an answer for our big picture question. ***Who is God? God is our Creator and King.*** God has authority over all of creation. He made the whole universe and everything in it, even things we cannot see. God created everything from nothing. No regular human can do anything like that. When we make or build things, we use parts that already exist. When we need to make parts, we use metal, stone, wood, or plastic. We can change things, but we cannot create things from nothing. Only God can do that.

I love learning what God thought about each new part of the world. Can anyone remember? [*Allow responses.*] That's right! God created many different things, but each time He created something, He saw that it was good. God did not create any bad things! **God created everything, and everything He created was good.**

## Christ connection

**LEADER** • The Bible tells us that Jesus is the Son of God and the Word of God. In John 1, we learn that Jesus is God and that Jesus was with God in the beginning—during the creation of the world. Everything God created was created through Jesus. The Bible also tells us that all things are held together by Jesus.

Jesus is Lord over all of creation. The Son has always existed. The Bible says everything was created by Him and for Him, and He holds everything together. All of creation exists to bring God glory.

Tip: Use Scripture and the guide provided on page 17 to explain how to become a Christian. Make sure kids know when and where they can ask questions.

## Questions from kids video (3 minutes)

Show the “Unit 1, Session 1” questions from kids video.

Prompt kids to think about this question: How do we know God exists? Guide them to discuss some ways they’ve seen God’s power and majesty in creation.

• “Unit 1, Session 1” questions from kids video



## Missions moment (3 minutes)

**LEADER** • God created everything, and everything He created was good. Billions of people on earth don’t know that God loves them. God calls us to help others understand Him as Creator and King. Watch this video and check out how we can all have a part in sharing the gospel with everyone, everywhere.

Play the “God’s Heart” missions video.

• “God’s Heart” missions video

## Key passage (5 minutes)

Show the key passage poster. Lead the boys and girls to read together Colossians 1:16b-17.

• Key Passage Poster  
• “All Things Hold Together” song

**LEADER** • I mentioned our key passage earlier. Our key passage comes from the Book of Colossians, which is in the New Testament. Even though Colossians was written a long time after God created the world, it reminds us that Jesus has always existed and that all of creation is under Jesus' authority.

Lead boys and girls in singing "All Things Hold Together."

### **Sing (4 minutes)**

• "My Father's World"  
song

**LEADER** • Let's sing a song to worship God for all the good things He created. ***Who is God? God is our Creator and King.*** God is also our Father.

Sing together "My Father's World."

### **Pray (2 minutes)**

Invite kids to pray before dismissing to apply the story.

**LEADER** • Lord, You are our Creator and our King. We praise You because You are good and glorious. Thank You for creating the world and creating us to live in it and love You. Help us to know You more and live for You. Amen.

### **Dismiss to apply the story**

## The Gospel: God's Plan for Me

Ask kids if they have ever heard the word *gospel*. Clarify that the word *gospel* means “good news.” It is the message about Christ, the kingdom of God, and salvation. Use the following guide to share the gospel with kids.



**God rules.** Explain to kids that the Bible tells us God created everything, and He is in charge of everything. Invite a volunteer to read Genesis 1:1 from the Bible. Read Revelation 4:11 or Colossians 1:16-17 aloud and explain what these verses mean.



**We sinned.** Tell kids that since the time of Adam and Eve, everyone has chosen to disobey God. (Romans 3:23) The Bible calls this sin. Because God is holy, God cannot be around sin. Sin separates us from God and deserves God's punishment of death. (Romans 6:23)



**God provided.** Choose a child to read John 3:16 aloud. Say that God sent His Son, Jesus, the perfect solution to our sin problem, to rescue us from the punishment we deserve. It's something we, as sinners, could never earn on our own. Jesus alone saves us. Read and explain Ephesians 2:8-9.



**Jesus gives.** Share with kids that Jesus lived a perfect life, died on the cross for our sins, and rose again. Because Jesus gave up His life for us, we can be welcomed into God's family for eternity. This is the best gift ever! Read Romans 5:8; 2 Corinthians 5:21; or 1 Peter 3:18.



**We respond.** Tell kids that they can respond to Jesus. Read Romans 10:9-10,13. Review these aspects of our response: Believe in your heart that Jesus alone saves you through what He's already done on the cross. Repent, turning from self and sin to Jesus. Tell God and others that your faith is in Jesus.

Offer to talk with any child who is interested in responding to Jesus. Provide *I'm a Christian Now!* for new Christians to take home and complete with their families.



# APPLY the Story



**SESSION TITLE:** God Created the World

**BIBLE PASSAGE:** Genesis 1

**STORY POINT:** God created everything, and everything He created was good.

**KEY PASSAGE:** Colossians 1:16b-17

**BIG PICTURE QUESTION:** Who is God? God is our Creator and King.

---

## Key passage activity (5 minutes)

- Key Passage Poster
- tennis ball

Instruct the kids to sit in a circle. Show the key passage poster and invite the kids to read it together. Then toss a tennis ball to a kid. Invite him to say the first word of the key passage and then pass the ball to another kid. She will say the next word and pass the ball, and so forth. After the kids complete the verse, hide the key passage poster and play again. If a kid gets stuck, show the key passage poster and invite the kids to read the forgotten word together before continuing.

**SAY** • Our key passage from the Book of Colossians reminds us that God the Son created the world with God the Father. Jesus is God's Son, and He has always existed. The whole universe is held together by Jesus' power, and we exist to love God and give Him glory by enjoying His goodness.

## Discussion & Bible skills (10 minutes)

- Bibles, 1 per kid
- Story Point Poster

Distribute a Bible to each kid and help the kids find Genesis 1. Show them how to use the table of contents to find books, and then explain the difference between the big numbers, which show chapters, and the little numbers,

which show verses within a chapter.

**SAY** • The Bible is separated into two main parts, the Old Testament and the New Testament. The Old Testament tells us about the time before Jesus came to earth as a human, and the New Testament tells us about Jesus and what happened during and after His life on earth.

Read Genesis 1:1-25. You may also choose to review the Bible story using the bolded text of the Bible story script.

Then ask the following discussion questions:

1. God said that everything He created was good. What does that tell us about God? *Steer discussion toward the idea that God's creation being good shows that God is good.*
2. How do we know when something is good? *Guide discussion toward the idea that God decides what is good. Remind kids that **God is our Creator and King**, and He defines what is good.*
3. What is your favorite thing that God has created? How do you feel about God when you think about wonderful things He made? *Encourage each kid to name a different thing that God created. Steer discussion toward the idea that only God deserves our worship. Only He is powerful and good enough to be worthy of worship.*

**SAY** • Our story about God's creating the world teaches us a lot about God. **Who is God? God is our Creator and King.** God deserves our worship because He created us, and He is perfectly good. At the end of our story today, the world was still perfect as God created it to be. One day Jesus will return, and the world will be perfect again.

## Activity choice (10 minutes)

- large world map
- construction paper strips
- tape
- pens or pencils

Tip: Use this activity option to reinforce the missions moment in Teach the Story.



### OPTION 1: Map pins

Hang a large world map where kids can reach it. Give each kid a strip of construction paper and ask him to write his name on one side of the strip. Put a piece of tape on one end and guide kids to take turns closing their eyes, spinning around, and then walking forward to attach their paper anywhere on the map.

When kids finish, read the name of the country near each strip. Write the country's name on the strip. Then say a prayer for the people in that country, that they would hear about and believe in Jesus.

**SAY • God created everything, and everything He created was good.** Sadly, many people whom God created do not know about Him. But as we learned in the missions moment, God wants everyone to know Him and love Him. That's why we live on mission. We can be a part of God's mission to save the world by telling people about Jesus and by praying for people all over the world.

## LOW PREP

- "Creation Wheel" printable, 1 per kid
- scissors
- crayons
- brass fasteners

### OPTION 2: Creation wheel

Print a copy of the "Creation Wheel" printable for each kid. Encourage the kids to draw a picture in the different sections of the bottom circle representing what God created on each day. They may want to write the main point on the top circle. Help the kids cut out the two circles and fasten them together using a brass fastener in the middle.

**SAY • God created everything, and everything He created was good.** We know that God loves us because of the beautiful world He created. Use this creation wheel to remember the good things God created on each

day. You could even use this to teach your friends or neighbors about God. ***Who is God? God is our Creator and King.***

### **Reflection and prayer (5 minutes)**

Distribute a sheet of paper to each child. Ask the kids to write about or draw a picture to answer the following questions:

- What does this story teach me about God or about the gospel?
- What does this story teach me about myself?
- Whom can I tell about this story?

Make sure to send the activity page and any other pages home with the kids so that parents can see what their kids have been learning.

If time remains, take prayer requests or allow kids to complete the Bible story coloring page provided with this session. Pray for your group.

- pencils and crayons
- paper
- Bible Story Coloring Page, 1 per kid

Tip: Give parents this week's Big Picture Cards for Families to allow families to interact with the biblical content at home.



Use Week of:

## Unit 1 • Session 2

# God Created People

### BIBLE PASSAGE:

Genesis 1–2

**STORY POINT:** God created people in His own image, and He loves us.

### KEY PASSAGE:

Colossians 1:16b-17

### BIG PICTURE QUESTION:

Who is God? God is our Creator and King.

**INTRODUCE THE STORY**  
(10–15 MINUTES)  
**PAGE 26**



**TEACH THE STORY**  
(25–30 MINUTES)  
**PAGE 28**



**APPLY THE STORY**  
(25–30 MINUTES)  
**PAGE 34**



Additional resources are available at [gospelpoint.com](http://gospelpoint.com). For free training and session-by-session help, visit [www.ministrygrid.com/web/thegospelpoint](http://www.ministrygrid.com/web/thegospelpoint).



## LEADER Bible Study

On the sixth day of creation, God created man in His own image. God formed the man out of dust from the ground and breathed into his nostrils the breath of life, and the man became a living creature. (Gen. 2:7) Man was set apart as different from the rest of God's creation. God skillfully formed man out of dust as a potter forms a pot out of clay. (See Isa. 64:8.) He put His own breath into man.

God sustained and provided for the man. He planted a garden in Eden and put the man there to work it and keep it. (Gen. 2:8,15) Then God gave the man a command. God told the man, "You must not eat from the tree of the knowledge of good and evil." Then God explained the consequences, "For on the day you eat from it, you will certainly die" (Gen. 2:17).

Then God made woman from the man's rib. She was a suitable helper for him. Both man and woman were created in God's image. The first man, Adam, and the first woman, Eve, lived in the garden and enjoyed God's friendship.

As you teach kids this week, help them understand what it means to be made in the image of God. It means we are made like Him, or patterned after Him. God does not have a physical body; He is Spirit, and He has given each of us a spirit. God gives people the ability to think and to feel emotions and to make choices. He gives us the ability to understand right and wrong.

God created people to know and love Him. We know that Adam and Eve's disobedience brought sin into the world. For that reason, God sent His Son, Jesus—"the image of the invisible God" (Col. 1:15) and "the exact expression of His nature" (Heb. 1:3). God the Son became fully man, acting as the second Adam, to bring life to those who are in Him. (See 1 Cor. 15:45-49.)

# The BIBLE Story

## God Created People

*Genesis 1–2*

On the sixth day of creation, God made people. God said, “Let us make man in our image. They will rule over the whole earth and all the creatures on the earth.” God took dust from the ground and made a body. God breathed into the man, and the man became alive. God planted a garden in the land of Eden and put the man there. God told the man to work in the garden and take care of it.

God provided food from the trees for the man to eat, and God provided a river to water the garden. Then **God said, “You may eat from any of the trees in the garden, except for one.”** The garden had a tree in it called the tree of the knowledge of good and evil. **God warned the man, “If you eat from that tree, you will die.”**

Then God said, “It is not good for the man to be alone.” So God decided to make a helper for the man.

God brought to the man the animals He had created, and the man gave names to all of the creatures. But none of the animals was a good helper for the man.

So **God made the man fall fast asleep. He took one of the man’s ribs and created a woman.** When the man saw the woman, he was very



happy. "This one, at last," he said, "is bone of my bone and flesh of my flesh."

**The woman was a perfect helper for the man; she was his wife. The man's name was Adam, and his wife's name was Eve.**

**God gave Adam and Eve good things. He put them in charge of the animals and provided everything they needed. God looked at everything He had made, and it was very good. So on the seventh day of creation, God rested from His work.**

*Christ Connection: God created people in His own image and provides for everything He made. People are special because God made people to live forever in a relationship with Him. Through His Son, Jesus, we can have eternal life with God just as He planned.*

## **Bible Storytelling Tips**

- **Use hand motions:** As you tell the story, use various hand motions to portray forming a body from dust, pointing out trees, and bringing animals to the man.
- **Stand to speak:** For lines of dialogue, stand tall and speak loudly and clearly. Convey appropriate emotion with your voice.

# INTRODUCE the Story



**SESSION TITLE:** God Created People

**BIBLE PASSAGE:** Genesis 1–2

**STORY POINT:** God created people in His own image, and He loves us.

**KEY PASSAGE:** Colossians 1:16b-17

**BIG PICTURE QUESTION:** Who is God? God is our Creator and King.

---

## Welcome time

Tip: Be sensitive to kids from difficult backgrounds or home lives.

Greet each kid as he or she arrives. Use this time to collect the offering, fill out attendance sheets, and help new kids connect to your group. As kids arrive, ask them about their family members. Do they have older brothers or sisters they look up to? Do they want to be like their mother or father when they grow up?

**SAY** • Families come in a lot of shapes and sizes. Our brothers, sisters, mothers, and fathers are all different, but one thing is for certain: All of us are made in God's image! What do you think that means? We'll learn more about that today.

## Activity page (5 minutes)

- "Image Match" activity page, 1 per kid
- pencils or markers

Invite kids to complete the "Image Match" on the activity page. Instruct kids to circle the two versions of Adam and Eve that are identical to each other.

**SAY** • Each of those pictures looked pretty similar, but only two were exact matches. Today we will learn about the ways people, both men and women, are made in God's image. Do you think we are similar to God or an exact match?

## Session starter (10 minutes)

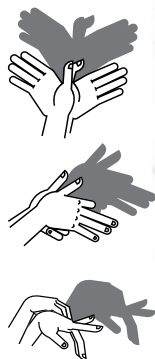
### OPTION 1: Shadow puppet theatre

Dim the lights in your room and use a flashlight or other single source of bright light to cast shadows on a focal wall. Allow the kids to use their hands to make different kinds of animal-shaped shadows. Use the pictures in the margin to help teach kids how to make a few select shadow puppets.

**SAY** • Great shadow puppets, everyone! When you make a shadow, your hand blocks the light from hitting the wall. We can make a shadow look like all kinds of different things, but none of the images look exactly like the animal we are mimicking. Today, we will learn about the way people are made in God's image, and what that means. We aren't perfect images of God either!

### LOW PREP

- flashlight or other single source of bright light



### OPTION 2: Mirror self-portraits

Provide kids with a few hand mirrors to examine their faces. Ask each kid to use paper and a pencil to draw a picture of her own face. If you don't have enough mirrors for all kids to have one, consider using one large mirror or helping the kids take turns using the mirrors you do have.

- hand mirrors
- paper
- pencils

**SAY** • As you looked at your face in the mirror, did it become easier or harder to draw a picture of yourself? How well do you feel you did at capturing your image on paper? Today we will learn about the ways people are made in God's image. We are not a perfect copy of what God is like, but we do share some characteristics with God. We'll hear more soon.

## Transition to teach the story

# TEACH the Story



**SESSION TITLE:** God Created People

**BIBLE PASSAGE:** Genesis 1–2

**STORY POINT:** God created people in His own image, and He loves us.

**KEY PASSAGE:** Colossians 1:16b-17

**BIG PICTURE QUESTION:** Who is God? God is our Creator and King.

## Countdown

• countdown video

Show the countdown video as your kids arrive, and set it to end as the session begins.

## Introduce the session (3 minutes)

• leader attire  
• Bible

*[Leader enters wearing greasy overalls and a tool belt. He or she is carrying a Bible.]*

**LEADER** • Hey, everyone! I see you have found your way back to my repair shop. I'm so glad to have you here with me again. If this is your first week here, let me say it's good to have you here for the first time, too. This *[gesture around yourself]* is where I repair all kinds of things that break down and stop working.

Tip: If you prefer to avoid themed content and characters, adapt or omit this introduction.

I can fix bikes, lawnmowers, vacuum cleaners, toasters, and more. In fact, sometimes I have customers bring me items I've never seen before to fix. That's usually a lot harder, but it can be done sometimes. If I have access to an instruction manual to know what the item is supposed to look like and how it is supposed to work, I can fix it.

You know, that reminds me of my Bible. *[Hold up Bible.]* Our lives break down; they don't work the



way they were made to work, but the Bible provides us with instructions for life. When we read the Bible, we can see what our lives are supposed to look like and learn about God, the One who can fix our brokenness.

## Big picture question (1 minute)

**LEADER** • That brings us to our big picture question. It's the same question we asked last week. Does anyone remember it? [*Allow responses.*] Great job! **Who is God?** Can anyone tell me the answer? [*Allow responses.*] Right again. **God is our Creator and King.** God made everything in the universe by speaking; He created everything from nothing. Only He has the power to rule over everything as King of the universe.

## Giant timeline (1 minute)

Show the giant timeline.

• Giant Timeline

**LEADER** • Last week we were at the very first story in the whole Bible. [*Gesture to previous story on giant timeline.*] We learned that God created the world. He created light, He created water and land, He created all the stars in the sky, and He even created all the plants and animals in the oceans and on land. That's where we stopped last week, but God created two more things before He stopped creating. Does anyone know what—or who—God created next? We'll soon find out. [*Gesture to current story on giant timeline.*] Today's story is called "God Created People."

- Bibles
- “God Created People” video
- Big Picture Question Poster
- Bible Story Picture Poster
- Story Point Poster

## Tell the Bible story (10 minutes)

Open your Bible to Genesis 1–2. Use the Bible storytelling tips on the Bible story page to help you tell the story, or show the Bible story video “God Created People.”

**LEADER** • Wow! I love hearing this story. Did you notice the difference between how God created humans and how He created everything else? [*Allow responses.*] When God created light, the sea, land, plants, stars, and animals, God spoke and those things began to exist. With humans, God did things differently. The Bible tells us God formed Adam from dust and created Eve using a rib from Adam. **God created people in His own image, and He loves us.**

But what exactly does it mean to be made in God’s image? Does it mean that we look just like God? [*Allow responses.*] Being made in God’s image is not really about how we look; it is about who we are and what God created us to do.

When we say that God created us in His image, it means that we have many similar qualities to God and that He made us to be like Him in some ways. God gave us the ability to think and to feel emotions. He gave us creativity so that we can express ourselves through art and music. These are characteristics that make us very different from the rest of creation. God gave us these qualities so that we could glorify Him in unique ways. We can use our intelligence, emotions, and creativity to think about, love, and worship God. That’s what God made us to do!

God created both Adam and Eve in His image. That means that men and women, while different, are both valuable and loved by God. At first, people

had a perfect relationship with God. Sadly, things did not stay perfect forever. Adam and Eve disobeyed God and sin entered the world. People are now born separated from God.

## Christ connection

**LEADER** • God created people in His own image and provides for everything He made. God gave Adam and Eve a garden to live in and food to eat. People are special because God made people to live forever in a relationship with Him. Through His Son, Jesus, we can have eternal life with God just as He planned.

Tip: Use Scripture and the guide provided to explain how to become a Christian. Make sure kids know when and where they can ask questions.

## Questions from kids video (3 minutes)

Show the “Unit 1, Session 2” questions from kids video. Prompt kids to think about how they should treat people who are different. Guide them to discuss some ways all people are alike and how we can show love to one another.

• “Unit 1, Session 2” questions from kids video



## Missions moment (3 minutes)

Choose two volunteers: a “king” (or “queen”) and an “ambassador.” The king will silently give a royal message card to the ambassador. The ambassador must draw a picture that will prompt the rest of the group to say the word on the card. The first kid to guess the word becomes the new ambassador in the next round, and the ambassador becomes the king.

• “Royal Message Cards” printable  
• dry erase board  
• markers

**LEADER** • England has had kings and queens for thousands of years. The Rigneys are a missionary family. Like the king or queen of England, they live in London, the capital of England. They tell people there that *God is our Creator and King.*

- Key Passage Poster
- “All Things Hold Together” song

## Key passage (5 minutes)

Show the key passage poster. Lead the boys and girls to read together Colossians 1:16b-17.

**LEADER** • All things were created through Jesus and for Jesus. That means that everything has meaning and purpose. Jesus came to rescue us from sin and will return someday to fix everything that sin has broken. Until that happens, we can trust God. Everything exists by His power.

Lead boys and girls in singing “All Things Hold Together.”

- “My Father’s World” song

## Sing (4 minutes)

**LEADER** • God created people in His image to love Him and glorify Him forever. ***Who is God? God is our Creator and King.*** God loves us and created a wonderful world for us to live in. Let’s worship Him for His goodness.

Sing together “My Father’s World.”

## Pray (2 minutes)

Invite kids to pray before dismissing to apply the story.

**LEADER** • God, we praise You because You are our Creator and King. Help us to love You more each day and trust in You. You hold all things together, and everything You do is good and right. Thank You for creating us in Your image so that we can glorify You with our lives. Amen.

## Dismiss to apply the story

## The Gospel: God's Plan for Me

Ask kids if they have ever heard the word *gospel*. Clarify that the word *gospel* means “good news.” It is the message about Christ, the kingdom of God, and salvation. Use the following guide to share the gospel with kids.



**God rules.** Explain to kids that the Bible tells us God created everything, and He is in charge of everything. Invite a volunteer to read Genesis 1:1 from the Bible. Read Revelation 4:11 or Colossians 1:16-17 aloud and explain what these verses mean.



**We sinned.** Tell kids that since the time of Adam and Eve, everyone has chosen to disobey God. (Romans 3:23) The Bible calls this sin. Because God is holy, God cannot be around sin. Sin separates us from God and deserves God's punishment of death. (Romans 6:23)



**God provided.** Choose a child to read John 3:16 aloud. Say that God sent His Son, Jesus, the perfect solution to our sin problem, to rescue us from the punishment we deserve. It's something we, as sinners, could never earn on our own. Jesus alone saves us. Read and explain Ephesians 2:8-9.



**Jesus gives.** Share with kids that Jesus lived a perfect life, died on the cross for our sins, and rose again. Because Jesus gave up His life for us, we can be welcomed into God's family for eternity. This is the best gift ever! Read Romans 5:8; 2 Corinthians 5:21; or 1 Peter 3:18.



**We respond.** Tell kids that they can respond to Jesus. Read Romans 10:9-10,13. Review these aspects of our response: Believe in your heart that Jesus alone saves you through what He's already done on the cross. Repent, turning from self and sin to Jesus. Tell God and others that your faith is in Jesus.

Offer to talk with any child who is interested in responding to Jesus. Provide *I'm a Christian Now!* for new Christians to take home and complete with their families.

# APPLY the Story



**SESSION TITLE:** God Created People

**BIBLE PASSAGE:** Genesis 1–2

**STORY POINT:** God created people in His own image, and He loves us.

**KEY PASSAGE:** Colossians 1:16b-17

**BIG PICTURE QUESTION:** Who is God? God is our Creator and King.

---

## Key passage activity (5 minutes)

- Key Passage Poster
- “Mirrored Words” printable
- hand mirror
- “All Things Hold Together” song

Print a copy of the “Mirrored Words” printable. Ask the kids if they recognize the key passage. Give them chances to read the key passage. Then, allow a kid to use a hand mirror to read the key passage in the reflection. Practice saying the key passage together; then sing the key passage song “All Things Hold Together.”

**SAY** • Great job figuring out that key passage! Our key passage reminds us that Jesus is the Lord of creation. He holds all things together by His power. **God created people in His own image, and He loves us.** We exist to glorify God. Through Jesus, we can know and love God, which gives Him glory.

## Discussion & Bible skills (10 minutes)

- Bibles, 1 per kid
- Main Point Poster

Distribute a Bible to each kid and help the kids find Genesis 1–2. Show them how to use the table of contents to find books, and then explain the difference between the big numbers, which show chapters, and the little numbers, which show verses within a chapter.

**SAY** • We talked last week about how the Bible is divided into two main parts, the Old Testament and the New



Testament. The Old Testament has different divisions too. The first five books of the Old Testament are known as the *Law*. Genesis is the very first book in the Bible. That means it is the first book in the Old Testament and in the Law.

Ask the following questions, leading discussion as suggested:

1. How are people different from the rest of creation?  
*(People are created in God's image, Gen. 1:26)*
2. How did God create Adam? *(He formed dust and breathed life into it, Gen. 2:7)*
3. How did God create Eve? *(He put Adam to sleep, and formed Eve from one of Adam's ribs, Gen. 2:21-22)*
4. What does it mean to be created in God's image?  
*Help kids understand the truth that God made us to love Him and be loved by Him. Guide the discussion toward the truth that we share some traits with God, like creativity and intelligence. Remind kids that we glorify God by living for Him.*
5. Since everyone is made in God's image, how should we treat one another? *Help kids understand that, although people are born different shapes and sizes and with different skin tones, we are all equal before God. Guide the discussion toward the truth that He values all of us and loves each of us. Remind kids that because God loves everyone, we should treat everyone with compassion, kindness, and godly love.*
6. If God created us to love Him and be loved by Him, how can we do that? *Help kids understand that we can have a relationship with God through Jesus. Talk to them about the importance of reading God's Word to know more about Him, and the role of prayer in communicating with Him.*

Option: Retell or review the Bible story using the bolded text of the Bible story script.

## LOW PREP

• Gospel Plan Poster  
(optional)

Tip: Use this  
activity option  
to reinforce the  
missions moment in  
Teach the Story.



### Activity choice (10 minutes)

#### OPTION 1: Gospel practice

Instruct kids to spread out around the room.

Explain that they will do an action for each color command.

Demonstrate the action for each color command:

- Blue: Jump or stretch as high as you can. Shout, “God created!”
- Red: Freeze in place. Shout, “We sinned!”
- Green: Squat down. Shout, “God provided!”
- Yellow: Run in place. Shout, “Jesus gives!”

Call out the color commands one at a time in order. If someone performs the wrong action, he should do five jumping jacks (or a similar exercise) to remain in the game. Continue play as time allows.

**SAY** • You just practiced sharing the gospel! **God created people in His own image, and He loves us.** Sadly, Adam and Eve disobeyed God and sin entered the world. The good news is that God sent Jesus to die on the cross to save us from sin! Remember the Rigney's, a missionary family sharing the gospel people in London, England. No matter where you are, you can share the gospel with people who need to hear that their sins can be forgiven through Jesus.

#### OPTION 2: God's masterpieces

Provide each kid with a sheet of paper. Help the kids to use washable paint to make a handprint in the center of their paper. Then, use the wet wipes to clean off their hands. Encourage the kids to write five ways God has created them to be special and to give Him glory, one on each finger of their handprint. You may choose to use old T-shirts as smocks to protect clothing.

- paper
- washable paint
- wet wipes for cleanup
- old T-shirts to protect clothing (optional)

**SAY** • Each of you has a handprint that is different from everyone else's. Each of your fingerprints is unique, and God designed all of them. God made us all different, with different skills and talents. But we are all made in His image. **God created people in His own image, and He loves us.**

### **Reflection and prayer (5 minutes)**

Distribute a sheet of paper to each child. Ask the kids to write about or draw a picture to answer the following questions:

- What does this story teach me about God or about the gospel?
- What does this story teach me about myself?
- Whom can I tell about this story?

Make sure to send the activity page and any other pages home with the kids so that parents can see what their kids have been learning.

If time remains, take prayer requests or allow kids to complete the Bible story coloring page provided with this session. Pray for your group.

• pencils and crayons  
• paper  
• Bible Story Coloring Page, 1 per kid

Tip: Give parents this week's Big Picture Cards for Families to allow families to interact with the biblical content at home.



Use Week of:

## Unit 1 • Session 3

# Sin Entered the World

### BIBLE PASSAGE:

Genesis 3

**STORY POINT:** Adam and Eve broke God's law, and their sin separated them from God.

### KEY PASSAGE:

Colossians 1:16b-17

### BIG PICTURE QUESTION:

Who is God? God is our Creator and King.

**INTRODUCE THE STORY**  
(10–15 MINUTES)  
**PAGE 42**



**TEACH THE STORY**  
(25–30 MINUTES)  
**PAGE 44**



**APPLY THE STORY**  
(25–30 MINUTES)  
**PAGE 50**



Additional resources are available at [gospelproject.com](http://gospelproject.com). For free training and session-by-session help, visit [www.ministrygrid.com/web/thegospelproject](http://www.ministrygrid.com/web/thegospelproject).

## LEADER Bible Study

Adam and Eve enjoyed all that was good in the garden of Eden. The Lord gave them only one restriction: “You must not eat from the tree of the knowledge of good and evil,” and the punishment for disobeying was severe: “You will certainly die” (Gen. 2:17).

Before the fall, Adam and Eve enjoyed a loving, two-way relationship with God. The garden was a true paradise. God filled the garden with good gifts so that they might enjoy them and give thanks to God. This glorifies God. All of that changed when Adam and Eve gave in to the serpent’s temptation. Eve believed the lie that leads many of us to sin: Maybe God is holding out on me.

Adam and Eve desired something more: the wisdom the fruit offered. But when their eyes were opened, they were aware of their nakedness and they felt ashamed. Surely the Lord’s heart broke at their act of disobedience and rebellion. Because of their sin, He cast them out of the garden. Though they did not die right away, sin’s effect was immediate and thorough. Their lives and their children’s lives—and the lives of all of mankind—would be forever affected by their choice.

God did not leave Adam and Eve without hope. He promised that one of Eve’s descendants would strike the head of the serpent. (Gen. 3:15) Each generation after Eve hoped that one of their children would be the promised One—the One who would crush the head of the snake and put an end to the curse over creation.

Sin is a big problem that needs a big solution. At just the right time, God sent His Son into the world, born as a baby. Matthew 1:21 says, “You are to name him Jesus, because he will save his people from their sins.” As the kids you teach become increasingly aware of the bad news—that we are all sinners from birth—rejoice with them over the good news: “Christ Jesus came into the world to save sinners” (1 Tim. 1:15).

# The BIBLE Story

## Sin Entered the World

*Genesis 3*

God gave the first two people, Adam and Eve, a beautiful garden to call home. He gave them everything they needed, and He gave them one command. God said, “You may eat from any of the trees in the garden, except for one.” The garden had a tree in it called the tree of the knowledge of good and evil. God warned Adam, “If you eat from that tree, you will die.”

Now the serpent was the most cunning of all the animals. One day, the serpent went to Eve. “Did God really say, ‘You can’t eat from any tree in the garden?’” he asked.

Eve answered, “We can eat the fruit from the trees in the garden, but God told us not to eat from the tree in the middle of the garden. He said if we eat the fruit or touch it, we will die.”

“No! You will not die,” the serpent lied. The serpent told Eve that she and Adam would be like God. They would know good and evil.

Eve looked at the fruit. It did look delicious, and she wanted to be wise. So she **took some of the fruit and ate it**. Eve also gave some of the fruit to Adam, who was with her, and he ate it. Then their eyes were opened, and they knew they were naked. Adam and Eve sewed together fig leaves and made clothes





for themselves.

That evening, Adam and Eve heard God walking in the garden. They hid among the trees. God called out to Adam, "Where are you?"

Adam said, "I was afraid because I was naked, so I hid."

God asked Adam, "Who told you that you were naked? Did you eat from the tree that I commanded you not to eat from?"

Adam blamed Eve. "She gave me some fruit from the tree, and I ate it," he said.

Eve blamed the serpent. "He tricked me," she said.

God said that bad things would happen. Life would be hard and painful, all because of sin. The snake would crawl on its belly and be an enemy to people. But God promised that one of Eve's descendants would destroy the serpent.

Everything changed after Adam and Eve sinned. They were not close to God like before. Sin separated Adam and Eve from God. God made them clothes out of animal skins and then sent them out of the garden. God put angels and a sword of fire at the entrance of the garden to guard the way to the tree of life.

## Bible Storytelling Tips

- **Use lighting effects:** Begin telling the story with a cheerful voice in a brightly lit room. After describing the fall, use a serious voice and cue an adult volunteer to dim the lights.
- **Dramatic conversation:** During dialogue, stand in various places for each speaker.

*Christ Connection: Ever since Adam and Eve sinned, all people have been sinners. Our sin separates us from God, but God still loves us. God promised a Rescuer would come from Eve's family. God sent His Son, Jesus, to rescue people from sin and bring them back to God.*

# INTRODUCE the Story



**SESSION TITLE:** Sin Entered the World

**BIBLE PASSAGE:** Genesis 3

**STORY POINT:** Adam and Eve broke God's law, and their sin separated them from God.

**KEY PASSAGE:** Colossians 1:16b-17

**BIG PICTURE QUESTION:** Who is God? God is our Creator and King.

---

## Welcome time

Greet each kid as he or she arrives. Use this time to collect the offering, fill out attendance sheets, and help new kids connect to your group. As kids arrive, ask them about ways they struggle to obey their parents.

**SAY** • We all make wrong choices sometimes, and none of us obey all the time. We have sin in our lives, but where does sin come from? When did sin begin? Today, we will learn more.

## Activity page (5 minutes)

- "Who's the Boss?" activity page,
- 1 per kid
- pencils or markers

Invite kids to complete the "Who's the Boss?" activity page. Instruct the kids to number the different people based on who they think has the most authority (number one being the person with the most authority).

**SAY** • All people have other people in authority over them. *Authority* means the right to tell others what to do. Ultimately, God has authority over everything. He is the only One who has the right to tell anyone and everyone how to live. But we disobey God. Today we will learn about the first time people disobeyed God and how that messed up God's world.

## Session starter (10 minutes)

**LOW  
PREP**

### OPTION 1: Don't come down

Invite the kids to have a competition. Explain that kids can only win by jumping up and staying in the air. Whoever can stay in the air the longest wins.

**SAY** • We can't stay in the air after jumping because gravity always pulls us back to the earth. It's impossible not to come down after jumping up. On our own, we also cannot obey God. We have sin in our lives, and it is impossible for us to please God.

### OPTION 2: Distorted images

Let the kids take turns making silly faces using a large magnifying glass to distort the way their face looks to the others. See who can make the silliest face. If you have a larger group, you may choose to provide more than one magnifying glass.

• large magnifying  
glass

**SAY** • That magnifying glass changed the way your face looked in some pretty silly ways. You could make your eyes look giant or your mouth look crazy. We learned last week that people were made in God's image. We still carry God's image, but sin has distorted it in many ways, none of which are silly or fun. Today we will learn more about sin, and hear a story from the Bible that tells us when sin first came into the world.

## Transition to teach the story

# TEACH the Story



**SESSION TITLE:** Sin Entered the World

**BIBLE PASSAGE:** Genesis 3

**STORY POINT:** Adam and Eve broke God's law, and their sin separated them from God.

**KEY PASSAGE:** Colossians 1:16b-17

**BIG PICTURE QUESTION:** Who is God? God is our Creator and King.

## Countdown

• countdown video

Show the countdown video as your kids arrive, and set it to end as the session begins.

## Introduce the session (3 minutes)

- leader attire
- Bible
- broken gadget

*[Leader enters wearing greasy overalls and a tool belt. He or she is carrying a Bible.]*

**LEADER** • Hey, everyone! I'm so glad you could make it back this week. As you may remember, this is my repair shop. I work on all kinds of different machines and gadgets. There's not much I can't fix with a little elbow grease and a quick Internet search.

Notice I said "not much." I may have met my match this week. *[Reveal broken gadget.]* This is a bit of tech my good friend brought in to fix and—I'm not sure I even know what it is, much less how to fix it! I've tried tightening the screws, loosening the drive belt, re-routing the exhaust tubes, and replacing the torque thruster, but it seems this gizmo has been damaged beyond repair.

You know, in some ways this problem makes me think of our Bible story. Today we will learn about

Tip: If you prefer to avoid themed content and characters, adapt or omit this introduction.

something else that broke, and at first it seemed like there would be no way to fix it either.

## Big picture question (1 minute)

**LEADER** • We need to start by remembering our big picture question. Does anyone know it? [*Allow responses.*]  
That's exactly right! ***Who is God?*** If we want to understand God's big story, we must first understand who He is. And the answer? All together: ***God is our Creator and King.***

## Giant timeline (1 minute)

Show the giant timeline.

• Giant Timeline

**LEADER** • Two weeks ago, we learned about God creating the universe. Everything in space, like stars and galaxies, and everything on earth, like plants and trees and rocks and things, was created by God for His glory. **God created everything, and everything He created was good.** Last week, we discussed the last things God created—men and women. **God created people in His own image, and He loves us.** But if God created only good things, and people were created in His image, where did everything go so wrong? We can see brokenness and pain all around us. Those aren't good. Today we will learn what happened that broke God's perfect creation. Our story is called "Sin Entered the World."

• Bibles  
• "Sin Entered the World" video  
• Big Picture Question Poster  
• Bible Story Picture Poster  
• Story Point Poster

## Tell the Bible story (10 minutes)

Open your Bible to Genesis 3. Use the Bible storytelling tips on the Bible story page to help you tell the story, or show the Bible story video "Sin Entered the World."

**LEADER** • Oh my goodness, what a mess. You know, I'm tempted at times to call what Adam and Eve did a mistake, but that's not quite right. Saying they made a mistake means they did not know which fruit they were eating. They knew God's rules and chose to disobey. They were tricked by the serpent, Satan, into thinking that God's rules were bad for them, but they still chose to act on that lie.

Before sin entered the world, Adam and Eve enjoyed perfect relationships. They were able to interact with God personally in wonderful ways. They interacted with each other without ever feeling jealous, angry, impatient, or cruel. They interacted with nature in perfect harmony too, eating from the trees and caring for the animals. Sin messed everything up.

**Adam and Eve broke God's law, and their sin separated them from God.** They hid from God in shame. Adam tried to blame Eve for his choice to eat the fruit, and Eve tried to blame the serpent for her choice. What the serpent did was wrong, but Adam and Eve believed his lies and chose to disobey God.

But do you know what is truly amazing? God *still* loved Adam and Eve! He still wanted what was best for them. He still planned to take care of them. In this moment of darkness, God's glory and goodness were still shining.

## Christ connection

**LEADER** • God took the skin of an animal and made real clothing for Adam and Eve, not just fig leaves to cover them, and then God made a wonderful

Tip: Use Scripture and the guide provided to explain how to become a Christian. Make sure kids know when and where they can ask questions.



promise. Sin would not win.

Ever since Adam and Eve sinned, all people have been sinners. Our sin separates us from God, but God still loves us. The good news is that God promised a Rescuer would come from Eve's family. God sent His Son, Jesus, to rescue people from sin and bring them back to God.

Jesus is God's Son. He came to earth many years after Adam and Eve sinned and lived a perfect life without any sin at all. Jesus did not deserve to die, but He laid down His life and died anyway. His death paid for our sin. On the third day, Jesus rose again and defeated death. When we believe in Jesus, God forgives our sin and gives us eternal life.

### Questions from kids video (3 minutes)

Show the "Unit 1, Session 3" questions from kids video. Prompt kids to think about how they can know if something is a sin. Guide them to discuss some ways Christians can help one another say no to sin.

• "Unit 1, Session 3"  
questions from kids  
video



### Missions moment (3 minutes)

**LEADER • Adam and Eve broke God's law, and their sin separated them from God.** Ever since then, all people have been born in sin. In a big city, you might see people from all over the world. Many people move to cities for work and a better way of life. God loves all of them even though they sin.

In big cities, missionaries can share the gospel with people coming from other countries. A city is a great spot to share Jesus with lots of different people! The Rigney family moved to London, England, so that

• "Our London"  
missions video

they could share the gospel with the people there.  
Whom can you tell about Jesus?

Show the “Our London” video.

### **Key passage (5 minutes)**

• Key Passage Poster  
• “All Things Hold Together” song

Show the key passage poster. Lead the boys and girls to read together Colossians 1:16b-17.

**LEADER** • Our key passage for this unit reminds us that Jesus—God the Son—holds everything in the universe together. God created everything for the purpose of giving Him glory. That means you and me, too. Because of sin, we cannot glorify God. We need Jesus so we can fulfill our purpose.

Lead boys and girls in singing “All Things Hold Together.”

### **Sing (4 minutes)**

• “My Father’s World” song

**LEADER** • Adam and Eve’s sin broke God’s perfect world. God is right to punish sin, but He is also merciful that He sent a Savior to take our punishment. And God isn’t done with this world either! One day, Jesus will return and make the world perfect again.

Sing together “My Father’s World.”

### **Pray (2 minutes)**

Invite kids to pray before dismissing to apply the story.

**LEADER** • Father, thank You for loving us despite our sin. We do not deserve life, but You give it to us through Jesus anyway. Help us to live for Your glory and praise You more each day. Amen.

### **Dismiss to apply the story**

## The Gospel: God's Plan for Me

Ask kids if they have ever heard the word *gospel*. Clarify that the word *gospel* means “good news.” It is the message about Christ, the kingdom of God, and salvation. Use the following guide to share the gospel with kids.



**God rules.** Explain to kids that the Bible tells us God created everything, and He is in charge of everything. Invite a volunteer to read Genesis 1:1 from the Bible. Read Revelation 4:11 or Colossians 1:16-17 aloud and explain what these verses mean.



**We sinned.** Tell kids that since the time of Adam and Eve, everyone has chosen to disobey God. (Romans 3:23) The Bible calls this sin. Because God is holy, God cannot be around sin. Sin separates us from God and deserves God's punishment of death. (Romans 6:23)



**God provided.** Choose a child to read John 3:16 aloud. Say that God sent His Son, Jesus, the perfect solution to our sin problem, to rescue us from the punishment we deserve. It's something we, as sinners, could never earn on our own. Jesus alone saves us. Read and explain Ephesians 2:8-9.



**Jesus gives.** Share with kids that Jesus lived a perfect life, died on the cross for our sins, and rose again. Because Jesus gave up His life for us, we can be welcomed into God's family for eternity. This is the best gift ever! Read Romans 5:8; 2 Corinthians 5:21; or 1 Peter 3:18.



**We respond.** Tell kids that they can respond to Jesus. Read Romans 10:9-10,13. Review these aspects of our response: Believe in your heart that Jesus alone saves you through what He's already done on the cross. Repent, turning from self and sin to Jesus. Tell God and others that your faith is in Jesus.

Offer to talk with any child who is interested in responding to Jesus. Provide *I'm a Christian Now!* for new Christians to take home and complete with their families.

# APPLY the Story



**SESSION TITLE:** Sin Entered the World

**BIBLE PASSAGE:** Genesis 3

**STORY POINT:** Adam and Eve broke God's law, and their sin separated them from God.

**KEY PASSAGE:** Colossians 1:16b-17

**BIG PICTURE QUESTION:** Who is God? God is our Creator and King.

---

## Key passage activity (5 minutes)

- Key Passage Poster
- "Key Passage Flip Cards" printable

Before class, print the "Key Passage Flip Cards" double sided and cut apart the cards. Distribute one flip card to each kid and help her fold it in half. Instruct the kids to fill in the missing words on each side, progressing through the levels from one to four. Each time they move on to the next number, they should fold the previous side underneath and attempt the harder level without peeking at previous levels.

**SAY** • Our key passage is about God the Son. Everything was created to bring glory to God. Sin does not bring glory to God, and God is right to punish sin. We must understand the ugliness of sin to understand why we need Jesus. God sent Jesus to die on the cross and rise again to save us from sin.

## Discussion & Bible skills (10 minutes)

- Bibles, 1 per kid
- Story Point Poster

Distribute a Bible to each kid. Help kids understand how to use the table of contents to find Genesis 3. Explain that Genesis is the first book in the Bible. It is the start of the Old Testament and part of the Law, the first five books of the Bible.

Read Genesis 3 to your kids, or review the Bible story

Option: Retell or review the Bible story using the bolded text of the Bible story script.

using the bolded words on the Bible story page. Then ask the following questions, guiding discussion as suggested.

1. What was God's one command to Adam and Eve?  
*(You must not eat from the tree of the knowledge of good and evil, Gen. 2:17)*
2. What did the serpent suggest would really happen if they disobeyed God? *(They would become wise like God, Gen. 3:5)*
3. Why do you think Adam and Eve disobeyed God?  
*Lead the discussion toward the truth that Adam and Eve began to doubt that God's will for them was best. They thought they knew better than God did, and chose to disobey Him.*
4. What are some of the reasons we choose sin today?  
*Guide kids to see that we choose sin for much the same reason; we tend to think we understand more than we do, and we desire things we think will be good for us.*
5. What does sin do to us and to our relationships with God and other people? *Lead the discussion toward the idea that sin damages our view of God, His creation, and ourselves. It makes us selfish and cruel, and damages our relationships with God and other people.*

**SAY** • At first, it may seem that God's command to Adam and Eve was small: "Don't eat the fruit from a certain tree." Sounds easy. How did Adam and Eve mess up that? But tied up in that command was another bit of instruction: trust that God knows what is best.

God did not command them not to eat the fruit just to see if they could obey Him, He commanded them not to eat the fruit because the knowledge of good and evil was a heavy weight that He did not want Adam or Eve to carry. God knows what is

best. **Adam and Eve broke God's law, and their sin separated them from God.**

## LOW PREP

• "Rigney Family Prayer Card" printable

Tip: Use this activity option to reinforce the missions moment in Teach the Story.



### Activity choice (10 minutes)

#### OPTION 1: Prayer

Give a prayer card to each kid. Ask if kids remember the name of the missionary family living in London, England. Explain that the Rigney family moved to London so they could share the gospel with the many different people there.

**SAY** • Can you guess how many languages are spoken in London? More than 300 languages can be heard in this city, and God loves every person speaking them! Remember to pray for the Rigneys as they share the gospel in London, England!

If time allows, introduce some of the languages spoken in London. Invite kids to practice speaking in other languages:

- *Good morning!* / Spanish: "Buenos días" (booEHN-os DEE-as)
- *Hello!* / Arabic: "Marhaban" (MAR-ha-bahn)
- *How are you?* / Chinese: "Ni hao ma?" (NEE-how-mah)
- *Thanks!* / Polish: "Dzięk" (jen-key)
- *How are you?* / Portuguese: "Como vai?" (koh-moh VIGH)
- *Good day!* / German: "Guten Tag" (GOO-tehn tahg)

#### OPTION 2: Ink blotch art

Make ink blotches on various sheets of paper. Provide each kid with an ink blotch and invite them to use crayons or markers to turn it into a piece of art.

**SAY** • **Adam and Eve broke God's law, and their sin**

• ink  
• paper  
• crayons or markers

**separated them from God.** Thankfully, that is not the end of the story. Despite sin and evil entering the world, God had a plan all along to show His love and goodness through Jesus. God can turn even the ugliest mess of sin into something beautiful.

### **Reflection and prayer (5 minutes)**

Distribute a sheet of paper to each child. Ask the kids to write about or draw a picture to answer the following questions:

- What does this story teach me about God or about the gospel?
- What does this story teach me about myself?
- Whom can I tell about this story?


Make sure to send the activity page and any other pages home with the kids so that parents can see what their kids have been learning.

If time remains, take prayer requests or allow kids to complete the Bible story coloring page provided with this session. Pray for your group.

• pencils and crayons  
• paper  
• Bible Story Coloring  
Page, 1 per kid

Tip: Give parents this week's Big Picture Cards for Families to allow families to interact with the biblical content at home.





Use Week of:

## Unit 1 • Session 4

# Noah and the Ark

### BIBLE PASSAGE:

Genesis 6–9

**STORY POINT:** God punished sin but chose to rescue Noah and his family.

### KEY PASSAGE:

Colossians 1:16b-17

### BIG PICTURE QUESTION:

Who is God? God is our Creator and King.

**INTRODUCE THE STORY**  
(10–15 MINUTES)  
**PAGE 58**



**TEACH THE STORY**  
(25–30 MINUTES)  
**PAGE 60**



**APPLY THE STORY**  
(25–30 MINUTES)  
**PAGE 66**



Additional resources are available at [gospelproject.com](http://gospelproject.com). For free training and session-by-session help, visit [www.ministrygrid.com/web/thegospelproject](http://www.ministrygrid.com/web/thegospelproject).

## LEADER Bible Study

Adam and Eve left the garden to start a life out in the world. Despite the grief of their sins, imagine their joy as their family grew. With each birth, maybe Eve hoped this son would be the one to end the curse of sin, to crush the head of the snake. (Gen. 3:15) But Adam and Eve witnessed sin's effects on their own children: Cain murdered Abel. Cain was not the Promised One, and neither was Abel.

Some time later, Eve gave birth to another son, Seth. Seth lived 912 years. He saw the earth's population grow as God sustained generation after generation. Less than 20 years after his death, Seth's sixth-great-grandson, Noah was born.

By this time—10 generations after Adam—people had stopped following God. Scripture describes a deplorable situation: “Human wickedness was widespread on the earth ... every inclination of the human mind was nothing but evil all the time” (Gen. 6:5).

God decided to send a flood to cleanse the earth. He was right to punish this sin. The waters would cover the earth and destroy everything. God graciously chose to save one man and his family, so He warned Noah about the flood and told him to build an ark.

Noah believed God's warning about the coming judgment. He obediently worked to build the ark. But the work took years, and Noah likely faced ridicule from his friends and neighbors. Was Noah crazy, building a boat where there was no water?

Finally, God's judgment came. Floodwaters covered the earth. Every living thing was destroyed, but Noah and his family were safe inside the ark. God rescued Noah's family—the family His own Son would be born into. Jesus would warn of God's coming judgment too, but instead of condemning the world, Jesus would give up His life to rescue sinners.

# The BIBLE Story

## Noah and the Ark

*Genesis 6–9*

Adam and Eve had many children and grandchildren. One day, God looked at all the people on earth and saw that they were choosing to sin. Every person's thoughts were evil, and God was sad that He made people. God decided to send a flood to destroy all the creatures on the earth and to clean up the world.



God showed favor to a man named Noah. Noah was a righteous man; he followed God. God warned Noah about the flood. He told Noah to make an ark to save himself, his family, and all kinds of animals.

God told Noah exactly how to make the ark. God said that He would make an agreement, or covenant, with Noah and his family. Noah did everything that God commanded.

When the ark was finished, God told Noah to go inside. Noah went inside with his family and the animals, and God shut the door. Rain came for 40 days and 40 nights, and water rose from the ground. Noah was 600 years old when

this happened.

Now the ark floated on top of the water. The water rose higher and higher until all of the mountains were covered. Every living thing on

the earth died; only Noah and those with him survived.

Finally, the rain stopped and the water started to go down. Noah waited inside the ark until the ground was dry. Then God told Noah to bring all the people and animals out of the ark. So Noah did. Noah built an altar and gave an offering to the Lord. God promised Noah that He would never completely flood the earth again.

God told Noah and his family to spread out over the earth and fill it with people. God placed a rainbow in the sky as a special sign of the covenant He made with Noah. Every time Noah and his family saw the rainbow, they would know God remembered the promise He made with all the living creatures on earth.

*Christ Connection: God rescued Noah and his family from the flood. The story of Noah points ahead to a greater rescue. God's Son, Jesus—the only perfectly righteous One—came to take the punishment for our sin. By trusting in Him, we are saved from the punishment our sin deserves.*

## **Bible Storytelling Tips**

### **• Draw pictures:**

As you tell the story, draw simple sketches on a chalkboard or dry erase board for Noah, his family, the ark, the animals, and so on.

### **• Call for active listening:** Challenge

kids to count how many times they hear the name *Noah* in the story.

# INTRODUCE the Story



**SESSION TITLE:** Noah and the Ark

**BIBLE PASSAGE:** Genesis 6–9

**STORY POINT:** God punished sin but chose to rescue Noah and his family.

**KEY PASSAGE:** Colossians 1:16b-17

**BIG PICTURE QUESTION:** Who is God? God is our Creator and King.

---

## Welcome time

Greet each kid as he or she arrives. Use this time to collect the offering, fill out attendance sheets, and help new kids connect to your group. As kids arrive, ask them if they have ever seen a toilet or sink overflow. How did they feel as the water rose and began to flood out?

**SAY** • It can be kind of scary to see even a tiny flood, like water overflowing a sink. Bigger floods can cause incredible damage and hurt or kill people. Today, we will learn about the biggest flood that has ever happened.

## Activity page (5 minutes)

- “Find the Pictures” activity page,
- 1 per kid
- pencils or markers

Invite kids to complete the “Find the Pictures” activity page. Kids will find and circle the images from the key hidden throughout the picture

**SAY** • Great job finding those hidden pictures. They were around the whole picture, but hidden. Today we will hear a story about how sin spread around the whole world, but it was not hidden. It was out in the open. How do you think God reacted to seeing sin spread around the whole world? We’ll find out.

## Session starter (10 minutes)

### OPTION 1: Animal charades

**LOW  
PREP**

Form two teams of kids. Allow the teams to take turns acting out herds of animals to see if the other team can guess which animal they are pretending to be. If kids are struggling to guess, allow them to make animal noises as well as mimic the movements of the animal.

Suggestions:

- lions
- crows
- cows
- snakes

**SAY** • In our story today, we will hear about a time when sin had spread so much, and people had grown so evil, that God decided to flood the whole world. But God chose to save one family and many kinds of animals. How do you think God would save creatures from a flood?

### OPTION 2: Water play

Fill a few large tubs or buckets with water. Allow the kids to use water toys to play in the water. You may use a tarp to protect your floors from spills. Keep towels on hand to clean up when you are finished.

- large tubs or buckets
- water
- water toys
- tarp to protect flooring (optional)
- towels for cleanup

**SAY** • A little bit of water is pretty fun, but a lot can be dangerous. Today, we will hear about a time when God sent enough water to flood the whole earth, and how God saved one family from the flood.

## Transition to teach the story

# TEACH the Story



**SESSION TITLE:** Noah and the Ark

**BIBLE PASSAGE:** Genesis 6–9

**STORY POINT:** God punished sin but chose to rescue Noah and his family.

**KEY PASSAGE:** Colossians 1:16b-17

**BIG PICTURE QUESTION:** Who is God? God is our Creator and King.

## Countdown

• countdown video

Show the countdown video as your kids arrive, and set it to end as the session begins.

## Introduce the session (3 minutes)

• leader attire

• Bible

*[Leader enters wearing greasy overalls and a tool belt. He or she is carrying a Bible.]*

**LEADER** • Hey, y'all! Welcome back to my repair shop.

You'll never guess what I got to work on last week. Go ahead and try. *[Allow responses.]* I'll give you a hint: it's used to cross bodies of water. *[Allow responses.]* Exactly! I got to work on a boat. Technically I was just working on the outboard motor for my friend's fishing boat, not the boat itself, but still. It was very cool. It's working much better than it was. I had to replace a few parts and clean out a lot of greasy gunk that was clogging it all up.

It's hurricane season, and my buddy wanted to have his boat ready to rescue people in case we get any flooding that could trap people in their homes. Anyway, I bring it up because it reminds me of our Bible story this week. Who wants to hear it?

Tip: If you prefer to avoid themed content and characters, adapt or omit this introduction.



## Big picture question (1 minute)

**LEADER** • We have only recently begun our journey through the Bible. We want to understand the big picture of what God's Word teaches, but to do that we need to answer some big picture questions. Who can tell us the question we've focused on for the past few weeks? *[Allow responses.]* Great memory! ***Who is God? God is our Creator and King.*** As we get into the next story, let's try to see how it helps us understand this question and answer.

## Giant timeline (1 minute)

Show the giant timeline.

• Giant Timeline

**LEADER** • Three weeks ago, we heard about the wonderful world God made. **God created everything, and everything He created was good.** The week after that we learned about a special part of God's creation that was different from anything else. **God created people in His own image, and He loves us.** Last week, we learned how this world got so messed up. **Adam and Eve broke God's law, and their sin separated them from God.** This week, we will see that sin had spread further and further, and that just about everyone in the whole world always chose to disobey God. Our story is called "Noah and the Ark."

• Bibles  
• "Noah and the Ark" video  
• Big Picture Question Poster  
• Bible Story Picture Poster  
• Story Point Poster

## Tell the Bible story (10 minutes)

Open your Bible to Genesis 6–9. Use the Bible storytelling tips on the Bible story page to help you tell the story, or show the Bible story video "Noah and the Ark."

**LEADER** • When I read this story, sometimes I feel pretty

confused. It's hard to learn that God used a flood to destroy creatures. But it helps when I remember what we learned last week. Sin does not glorify God, and God is right to punish sin. The amazing thing is that even while angry about sin, God still showed His love for people. **God punished sin but chose to rescue Noah and his family.** God did not have to save Noah, but He loves people and wanted to show mercy.

The Bible describes Noah as righteous. A *righteous* person is someone who has faith and chooses to obey God. It's important to remember that Noah was not perfect. He was a sinner just like you and me. Noah understood that **God is our Creator and King.** Noah believed that when God said something, it was the truth. So when God warned Noah about the flood and instructed him to build an ark, Noah obeyed.

Noah, his family, and the animals God brought to Noah lived on the ark for over a year! Eventually the rain stopped, and then the water finally dried up. Noah and his family and all the animals left the ark. Noah made an altar and sacrificed an animal to worship God and give thanks to Him for saving them. Then God promised that He would never again flood the whole earth. God put a rainbow in the sky as a reminder of His promise.

Note: You may use this opportunity to use Scripture and the guide provided to explain how to become a Christian. Make sure kids know when and where they can ask questions.

## Christ connection

**LEADER** • God rescued Noah and his family from the flood.

People continued to sin, but God did not want to destroy people; He wanted to rescue them! The story

of Noah points ahead to a greater rescue. God's Son, Jesus—the only perfectly righteous One—came to take the punishment for our sin. By trusting in Him, we are saved from the punishment our sin deserves.

### Questions from kids video (3 minutes)

Show the “Unit 1, Session 4” questions from kids video. Prompt kids to think about why God has to punish sin. Guide them to discuss how God provided the payment for sin. How is God both loving and just?

• “Unit 1, Session 4”  
questions from kids  
video



### Missions moment (3 minutes)

Display a map of London where kids can easily see it.

• “Map of London”  
printable

**LEADER** • God wants everyone to be rescued from the power of sin and death, but He didn't send an ark for us. He sent His Son, Jesus! God's plan for Jesus' life, death, and resurrection is good news for sinners. God wants everyone who believes in Jesus to share this good news with others.

We can share the gospel wherever we live. Missionaries often share the gospel in places that are not their home, like the Rigney family living in London, England. The Rigneys spent time getting to know their new city. Take a look at this map of London. Do you recognize any of these popular landmarks? *[Allow kids to look.]* You can't see them on this map, but millions of people live in London. We can support the Rigney family by praying they will meet and share the gospel with many people. Pray that the people of London will trust in Jesus.

- Key Passage Poster
- “All Things Hold Together” song

## Key passage (5 minutes)

Show the key passage poster. Lead the boys and girls to read together Colossians 1:16b-17.

**LEADER** • Jesus is God the Son. He has always existed. Our key passage for this unit teaches us that all creation was made through Him and for Him. He holds all things together! Let’s sing a song to help us learn this truth by heart.

Lead boys and girls in singing “All Things Hold Together.”

## Sing (4 minutes)

- “My Father’s World” song

**LEADER** • It is easy to look around at the brokenness and pain in the world and question where God is. But even though the world is filled with sin and evil, it is still God’s world. He is still our Creator and King. One day, Jesus will return and set all things right. Sing together “My Father’s World.”

## Pray (2 minutes)

Invite kids to pray before dismissing to apply the story.

**LEADER** • God, thank You for being both just and merciful. Thank You for punishing sin and for providing a way for sinners to be saved. Help us to know You more and love You completely. Fill the earth with Your glory and use us as part of Your wonderful plans to save sinners and bring glory to Your name. Amen.

## Dismiss to apply the story

## The Gospel: God's Plan for Me

Ask kids if they have ever heard the word *gospel*. Clarify that the word *gospel* means “good news.” It is the message about Christ, the kingdom of God, and salvation. Use the following guide to share the gospel with kids.



**God rules.** Explain to kids that the Bible tells us God created everything, and He is in charge of everything. Invite a volunteer to read Genesis 1:1 from the Bible. Read Revelation 4:11 or Colossians 1:16-17 aloud and explain what these verses mean.



**We sinned.** Tell kids that since the time of Adam and Eve, everyone has chosen to disobey God. (Romans 3:23) The Bible calls this sin. Because God is holy, God cannot be around sin. Sin separates us from God and deserves God's punishment of death. (Romans 6:23)



**God provided.** Choose a child to read John 3:16 aloud. Say that God sent His Son, Jesus, the perfect solution to our sin problem, to rescue us from the punishment we deserve. It's something we, as sinners, could never earn on our own. Jesus alone saves us. Read and explain Ephesians 2:8-9.



**Jesus gives.** Share with kids that Jesus lived a perfect life, died on the cross for our sins, and rose again. Because Jesus gave up His life for us, we can be welcomed into God's family for eternity. This is the best gift ever! Read Romans 5:8; 2 Corinthians 5:21; or 1 Peter 3:18.



**We respond.** Tell kids that they can respond to Jesus. Read Romans 10:9-10,13. Review these aspects of our response: Believe in your heart that Jesus alone saves you through what He's already done on the cross. Repent, turning from self and sin to Jesus. Tell God and others that your faith is in Jesus.

Offer to talk with any child who is interested in responding to Jesus. Provide *I'm a Christian Now!* for new Christians to take home and complete with their families.

# APPLY the Story



**SESSION TITLE:** Noah and the Ark

**BIBLE PASSAGE:** Genesis 6–9

**STORY POINT:** God punished sin but chose to rescue Noah and his family.

**KEY PASSAGE:** Colossians 1:16b-17

**BIG PICTURE QUESTION:** Who is God? God is our Creator and King.

## Key passage activity (5 minutes)

- Key Passage Poster
- paper
- markers or crayons

Display the key passage poster where each kid can see. Read the key passage together as a group and then take volunteers to say the verses from memory. Provide a sheet of paper for each kid. Instruct the kids to write the key passage on their sheet of paper, alternating colors according to the colors in a rainbow. For example, kids can write it once in red, then in orange, then in yellow, and so forth.

**SAY** • Our key passage teaches us that God the Son was with God the Father at creation. Everything was created through Jesus and for Him. Jesus holds all things together. He is God the Son.

## Discussion & Bible skills (10 minutes)

- Bibles, 1 per kid
- Story Point Poster

Option: Retell or review the Bible story using the bolded text of the Bible story script.

Provide each kid with a Bible and help them find Genesis 6–9. Remind kids how to use the table of contents at the front of a Bible to find the book and the large numbers to find the right chapter. Point out that the small numbers divide the chapter into verses to help find specific places.

Read the passage aloud or review the Bible story using the bolded words on the Bible story page. Then ask the

following questions, leading discussion as suggested:

1. Why did God flood the earth? (*Sin had spread and everyone was completely evil, Gen. 6:5-7*)
2. Whom did God choose to save? (*Noah, his family, and all kinds of animals; Gen. 6:18-19*)
3. What did God do to remind Noah of His promise to never flood the earth again? (*placed a rainbow in the sky, Gen. 9:12-13*)
4. Why is it good for God to punish sin? *Guide kids to understand that God is holy and perfect. If God did not punish sin, it would mean that He doesn't want what is best for us. God punishes sin because sin dishonors Him, and He created the world to glorify Him.*
5. The flood did not end sin forever. What has been God's plan to end sin all along? *Guide kids to discuss the truth that Jesus' death, resurrection, and promised return are all part of God's ultimate plan to deal with sin. Remind them that the story of Noah points us to Jesus, as God chose to save people although He did not have to.*
6. Why does God save people when He does not have to? *Guide kids to discuss the truth that God is just and will not let sin go unpunished, but He is also merciful and gracious. He loves people even though they do not deserve it. Help the kids in your group understand that God saves because He is love.*

**SAY** • God is holy and punishes sin. God is also merciful and gracious. He chooses to save people who do not deserve it. In the flood, God chose to save Noah. That pointed forward to Jesus saving us by dying on the cross to pay for our sins.



## LOW PREP

- “London Landmark Cards” printable
- “Map of London” printable

Tip: Use this activity option to reinforce the missions moment (page 63).

- “Olive Branch” printable



### Activity choice (10 minutes)

#### OPTION 1: London landmarks

Before the session, hide the London landmark cards around the room. Challenge kids to find them. Guide each kid who found a card to read its title and, if it appears on the London map, to point it out. Explain that these are many of the famous sites the Rigneys see every day as they share the gospel in London.

Use the guide on the landmark printable to share some trivia about each landmark.

**SAY** • Maybe someday you will go to London and see these sites in person—maybe even as a missionary! Remember, you can be a part of God’s mission all around the world right now by praying that people will hear and receive the gospel.

#### OPTION 2: Find the branches

Print the “Olive Branch” printable and cut apart the olive branch pictures. Hide the “branches” around the room and invite the kids to search for them. Once kids find all the branches, re-hide them and play again as time allows.

**SAY** • When the waters had begun to dry up, Noah sent out birds to find dry land. A dove returned with an olive branch, so Noah knew that the water had gone down enough for trees to poke through. Seven days later, Noah sent out a dove that did not return at all, so Noah knew it had found a place to make a home, and the earth was dry enough to leave the ark.

This Bible story points forward to Jesus. Jesus, like the ark, is the only way for us to be saved from God’s punishment for sin. Unlike the ark, we never leave Jesus and He never leaves us. Once we believe, we

gain forgiveness for our sin and new life with God forever!

## **Reflection and prayer (5 minutes)**

Distribute a sheet of paper to each child. Ask the kids to write about or draw a picture to answer the following questions:

- What does this story teach me about God or about the gospel?
- What does this story teach me about myself?
- Whom can I tell about this story?

Make sure to send the activity page and any other pages home with the kids so that parents can see what their kids have been learning.

If time remains, take prayer requests or allow kids to complete the Bible story coloring page provided with this session. Pray for your group.

• pencils and crayons  
• paper  
• Bible Story Coloring  
Page, 1 per kid

Tip: Give parents this week's Big Picture Cards for Families to allow families to interact with the biblical content at home.



Use Week of:

## Unit 1 • Session 5

# The Tower of Babel

### BIBLE PASSAGE:

Genesis 11

### STORY POINT:

People tried to build a tower to glorify themselves instead of God.

### KEY PASSAGE:

Colossians 1:16b-17

### BIG PICTURE QUESTION:

Who is God? God is our Creator and King.

**INTRODUCE THE STORY**  
(10–15 MINUTES)  
**PAGE 74**



**TEACH THE STORY**  
(25–30 MINUTES)  
**PAGE 76**



**APPLY THE STORY**  
(25–30 MINUTES)  
**PAGE 82**



Additional resources are available at [gospelproject.com](http://gospelproject.com). For free training and session-by-session help, visit [www.ministrygrid.com/web/thegospelproject](http://www.ministrygrid.com/web/thegospelproject).

## LEADER Bible Study

Following the flood, God commanded Noah in Genesis 9:1 to “Be fruitful and multiply and fill the earth.” This command echoes the one given to Adam and Eve in Genesis 1:28. God intended the paradise of the garden to spread into the whole world, but sinful people had other desires.

Genesis 10 accounts for the nations that spread out in the land after the flood (Gen. 10:32). The people moved east and settled in a valley. This story continues the cycle of distrust and disobedience to God. In Genesis 11:2, Scripture indicates that instead of filling the earth as God commanded, the people devised a plan to settle in one place and build a city and a large tower into the sky.

Read Genesis 11:4. The people’s motive was clear: “Let us make a name for ourselves.” The people didn’t want to be scattered. They didn’t believe God would give them what was good if they obeyed Him. They sought to obtain for themselves what they believed was good.

The people tried to build a monument with its top in the sky, but they succeeded only in separating themselves from God and from each other. God confused their language and scattered them over the earth. They were unable to finish building the city, so the city was called *Babel*—which sounds like the Hebrew word for “confused”—because there the Lord confused the people’s language.

This week you have the opportunity to tell the kids you teach about God’s better plan: His plan not for people to reach up to Him, but His plan to reach down to people by sending His Son, Jesus, to live the perfect life we couldn’t live and die the death we don’t want to die. Through Jesus, God brings together people of every tongue, tribe, and nation; we are all one in Christ. That is the gospel. Pray that the kids you teach would have open hearts to receive it.

# The BIBLE Story

## The Tower of Babel

*Genesis 11*

After the great flood, God told Noah and his sons to grow their families and fill the earth. Noah's sons and their wives had children. Their families grew, and the people started to travel through the land. At this time, everyone in the world spoke the same language.

One day, the people traveled through a valley. They liked it there, and they decided to stay.

"We don't want to be scattered all over the earth," they said. "Let's build a city and a tower so big that it touches the sky. The tower will make us famous!"

The people were not doing what God had told them to do. They wanted to be as important as God. They were saying "Look how great we are," instead of "Look how great God is." They wanted glory for themselves instead of God. But God is greater than anyone. God created people to give glory to Him alone.

The people made bricks out of clay and baked them in the fire to make stones. Then they used the stones to start building the tower.

God came down to look at the tower. God said, "If they are doing



this, **they will keep thinking up more bad things to do.”** So God mixed up the people’s words. Instead of everyone speaking the same language, **everyone spoke different languages.**

**When people tried to make plans, they could not understand what other people were saying.** If one workman said, “Hand me another brick,” nobody else knew what he wanted.

**The people had to stop building the city. Families had to move away from each other to live with people they could understand.** God made it so the people did just what He had told them to do after the flood. They were scattered all over the world. **The city with the unfinished tower was called Babel** (BAY buhl).

*Christ Connection: People chose to give glory to themselves instead of God. They ignored God’s plan, so God confused their language and scattered the people all over the earth. One day, Jesus will gather together all of God’s people—people from every tribe and people who speak all kinds of languages—and they will worship Him together. (Revelation 7:9-10)*

## Bible Storytelling Tips

- **Emphasize dialogue:** Vary your voice to emphasize lines of dialogue.
- **Display art:** Show the Bible story picture and point to elements of the scene at appropriate points in the story.

# INTRODUCE the Story



**SESSION TITLE:** The Tower of Babel

**BIBLE PASSAGE:** Genesis 11

**STORY POINT:** People tried to build a tower to glorify themselves instead of God.

**KEY PASSAGE:** Colossians 1:16b-17

**BIG PICTURE QUESTION:** Who is God? God is our Creator and King.

---

## Welcome time

Greet each kid as he or she arrives. Use this time to collect the offering, fill out attendance sheets, and help new kids connect to your group. As kids arrive, ask them if any of them are able to speak other languages. Are they learning a second (or third) language in school?

**SAY** • People all over the world speak many different languages. Often, people learn to speak more than one language. Today we will learn about a time when everyone spoke the same language. What do you think might have happened that changed all that?

## Activity page (5 minutes)

- “Word Scramble” activity page,
- 1 per kid
- pencils or markers

Invite kids to complete the “Word Scramble” activity page. Kids will unscramble each word and then place the words in the correct order to form the story point: **People tried to build a tower to glorify themselves instead of God.**

**SAY** • Today we will learn how people tried to get fame and attention for themselves instead of giving fame and attention to God. Only God deserves glory. We will also learn how God put a stop to their plans by mixing up their languages.



## Session starter (10 minutes)

### OPTION 1: M-um-umble J-um-umble

Teach the kids a “secret” language by inserting an *um* sound directly before each vowel sound in a word. For example, the story point would become *Pumeople trumied tumo bumuild uma tumowumer tumo glumorumifumy thumemsumelves uminstumead umof Gumod*.

**SAY** • Wow! It was very hard to understand one another when we used that mumbled, jumbled language! When you expect a person to speak a language you understand, it can be frustrating to hear him or her speak a language you don’t. Do you think it would keep you from finishing a project together? Today we will hear about a time God mixed up people’s languages. Why do you think He did that?

### OPTION 2: Builders guild

Form groups of three to five children. Provide each group with uncooked spaghetti noodles and mini marshmallows. Instruct the groups to use the spaghetti and marshmallows as building material to see which group can build the tallest tower. For an added challenge, ask the groups to build without talking.

**SAY** • That was fun, but difficult. Can you imagine how hard it would be to build a *real* tower without speaking the same language? It might not even be possible! Today we will hear about what happened when people decided to build a tall tower to bring glory to themselves instead of giving glory to God.

**LOW  
PREP**

- uncooked spaghetti noodles
- mini marshmallows
- Allergy Alert download

## Transition to teach the story

# TEACH the Story



**SESSION TITLE:** The Tower of Babel

**BIBLE PASSAGE:** Genesis 11

**STORY POINT:** People tried to build a tower to glorify themselves instead of God.

**KEY PASSAGE:** Colossians 1:16b-17

**BIG PICTURE QUESTION:** Who is God? God is our Creator and King.

## Countdown

• countdown video

Show the countdown video as your kids arrive, and set it to end as the session begins.

## Introduce the session (3 minutes)

- leader attire
- power drill (adult use)
- Bible

*[Leader enters wearing greasy overalls and a tool belt. He or she is carrying a Bible and tinkering with a power drill.]*

**LEADER** • Hey, kids! I'm glad you found your way back to my repair shop. I was just in the middle of fixing this tool. A friend of mine is a carpenter and trying to build a tree house for his kids. His drill burned out in the middle of the project, and he asked me to get it working again so he could finish. He said he hopes to make the largest tree house in his neighborhood, but I'm not sure how hard that would be. It'll be the only one in the neighborhood!

But you know, even though he wants to make a great big tree house, I know that he's really building it for his kids to have fun playing in it, not to make himself look good. It reminds me of a Bible story though. In the story, the people weren't trying to build a tree house, but a tower. And they

Tip: If you prefer to avoid themed content and characters, adapt or omit this introduction.

weren't building it for fun. They wanted to glorify themselves, which means they wanted to make themselves look strong, powerful, and good.

## Big picture question (1 minute)

**LEADER** • One thing we need to keep in mind while we learn this story is our big picture question. Who remembers it? [*Allow responses.*] Great job! **Who is God? God is our Creator and King.** That means that God created each of us and all the beautiful things in the world that we can enjoy. He deserves our worship because of who He is.

## Giant timeline (1 minute)

Show the giant timeline.

• Giant Timeline

**LEADER** • As we've seen, after God created the world, it didn't take long for people to choose sin and throw the world into chaos! We learned last week that when sin spread, God decided to flood the earth to punish sin. But, because God is merciful and loving, He chose to save Noah and his family through the ark. This week, we will learn about the continued effects of sin after the flood. God wanted people to spread around the world and have big families to bear His image and glorify Him, but they decided to do things differently. Our story is called "The Tower of Babel."

• Bibles  
• "The Tower of Babel" video  
• Big Picture Question Poster  
• Bible Story Picture Poster  
• Story Point Poster

## Tell the Bible story (10 minutes)

Open your Bible to Genesis 11. Use the Bible storytelling tips on the Bible story page to help you tell the story, or show the Bible story video "The Tower of Babel."

**LEADER** • If you remember, one of the first commands God gave people—besides the command about not eating the fruit from the tree of the knowledge of good and evil—was a command to have lots of kids and fill the earth. God repeated that command to Noah’s family when they got off the ark. But before long, the people decided they knew better than God.

At first, it probably doesn’t seem like that big a deal for people to say, “Hey, this spot is pretty nice. Let’s just stay here!” But that attitude was directly the opposite of what God told them to do! They decided to build a tall tower specifically to avoid being spread across the earth. The Bible tells us they wanted to make a name for themselves, which is another way of saying they wanted to make themselves look strong, powerful, and good. They wanted to be famous! The problem wasn’t necessarily that they wanted a tower; it’s that the **people tried to build a tower to glorify themselves instead of God.**

So, what does this have to do with our big picture question and answer? We’ve discussed that ***God is our Creator and King.*** That means that only God deserves glory. It means that we owe Him our praise and our obedience. He knows what is best and always does what is good.

Note: You may use this opportunity to use Scripture and the guide provided to explain how to become a Christian. Make sure kids know when and where they can ask questions.

## Christ connection

**LEADER** • People chose to give glory to themselves instead of God. They ignored God’s plan, so God confused their language and scattered the people all over the earth. One day, Jesus will gather together all of God’s people—people from every tribe and people who

Speak all kinds of languages—and they will worship Him together. (Rev. 7:9-10)

So does that mean it's a sin to build tall towers or to be famous? Not always, but if you desire to do things to bring yourself glory instead of giving glory to God, then you are missing out on the wonderful purpose God has for you. God created us to love Him and glorify Him. But we need help! Each of us is born with sin and cannot glorify God on our own. That's why God sent Jesus to save us!

### Questions from kids video (3 minutes)

Show the "Unit 1, Session 5" questions from kids video.

Prompt kids to think about why seeking our own glory is dangerous. What are some ways they may seek to glorify themselves? Guide them to discuss how Jesus' death changes our hearts to want God's glory.

• "Unit 1, Session 5"  
questions from kids  
video



### Missions moment (3 minutes)

**LEADER** • The Rigneys are a missionary family living in London, England, where over 300 languages are spoken. The Rigneys cannot learn all the languages spoken there which is why they partner with other believers in the city who speak different languages. Missionary kids Aden and Addison also partner with their parents to tell friends and neighbors about God's love. Check this out!

Show the "Our Gospel" missions video.

**LEADER** • We don't have to learn a new language or even travel to another country to live on mission. We can love people and tell them about Jesus in our own cities!

• "Our Gospel" missions  
video

- Key Passage Poster
- “All Things Hold Together” song

## **Key passage (5 minutes)**

Show the key passage poster. Lead the boys and girls to read together Colossians 1:16b-17.

**LEADER** • Our key passage reminds us that Jesus wasn’t created but was with God during creation! He is the eternal Son of God and all of creation was made by Him to glorify Him. Let’s keep working to memorize this passage together.

Lead boys and girls in singing “All Things Hold Together.”

## **Sing (4 minutes)**

- “My Father’s World” song

**LEADER** • We are so blessed by God. We have sin in our lives and we deal with the effects of sin in the world, but we know that God’s plan is to restore the world when Jesus returns. This is His world, and He has not abandoned it.

Sing together “My Father’s World.”

## **Pray (2 minutes)**

Invite kids to pray before dismissing to apply the story.

**LEADER** • Father, thank You for the mercy and grace You show us. Help us to live for Your glory and not our own. Give us courage to share the gospel with others as a way to make Your name great. Amen.

## **Dismiss to apply the story**

## The Gospel: God's Plan for Me

Ask kids if they have ever heard the word *gospel*. Clarify that the word *gospel* means “good news.” It is the message about Christ, the kingdom of God, and salvation. Use the following guide to share the gospel with kids.



**God rules.** Explain to kids that the Bible tells us God created everything, and He is in charge of everything. Invite a volunteer to read Genesis 1:1 from the Bible. Read Revelation 4:11 or Colossians 1:16-17 aloud and explain what these verses mean.



**We sinned.** Tell kids that since the time of Adam and Eve, everyone has chosen to disobey God. (Romans 3:23) The Bible calls this sin. Because God is holy, God cannot be around sin. Sin separates us from God and deserves God's punishment of death. (Romans 6:23)



**God provided.** Choose a child to read John 3:16 aloud. Say that God sent His Son, Jesus, the perfect solution to our sin problem, to rescue us from the punishment we deserve. It's something we, as sinners, could never earn on our own. Jesus alone saves us. Read and explain Ephesians 2:8-9.



**Jesus gives.** Share with kids that Jesus lived a perfect life, died on the cross for our sins, and rose again. Because Jesus gave up His life for us, we can be welcomed into God's family for eternity. This is the best gift ever! Read Romans 5:8; 2 Corinthians 5:21; or 1 Peter 3:18.



**We respond.** Tell kids that they can respond to Jesus. Read Romans 10:9-10,13. Review these aspects of our response: Believe in your heart that Jesus alone saves you through what He's already done on the cross. Repent, turning from self and sin to Jesus. Tell God and others that your faith is in Jesus.

Offer to talk with any child who is interested in responding to Jesus. Provide *I'm a Christian Now!* for new Christians to take home and complete with their families.



# APPLY the Story



**SESSION TITLE:** The Tower of Babel

**BIBLE PASSAGE:** Genesis 11

**STORY POINT:** People tried to build a tower to glorify themselves instead of God.

**KEY PASSAGE:** Colossians 1:16b-17

**BIG PICTURE QUESTION:** Who is God? God is our Creator and King.

---

## Key passage activity (5 minutes)

- Key Passage Poster
- tumbling tower block game
- marker

Before class, write each word or phrase of the key passage on separate blocks from the tumbling tower block game. For large groups, you may wish to prepare more than one set. Challenge the kids to say the verse from memory, one word or phrase at a time. Each time the kids say a word or phrase correctly, give them the corresponding block and allow them to use the blocks to build a tower as tall as they can. If it falls, encourage them to say the whole passage from memory before rebuilding.

**SAY** • Our key passage teaches us that God the Son helped with the creation of the world! That means that He was around with God the Father all along. We know that all of creation exists to glorify God the Son.

## Discussion & Bible skills (10 minutes)

- Bibles, 1 per kid
- Story Point Poster

Distribute a Bible to each kid and help kids find Genesis 11. Remind them that Genesis is the first book in the Bible, as well as the first book in the group of books known as the Law. Demonstrate how to use the table of contents to find books, then point out the large and small numbers that separate each book into chapters

and verses. Read the passage or review the story using the bolded sections of the Bible story. Then ask the following questions, guiding discussion as suggested.

1. What had God asked Noah's family to do after they got off the ark? (*multiply in number and spread out on the earth, Gen. 9:7*)
2. What did people do instead? (*settle in a valley to build a tall tower, Gen. 11:2-4*)
3. Why did they want to build a tower? (*to make a name for themselves and bring themselves glory, Gen. 11:4*)
4. How did God stop them and force them to spread around the world? (*God confused their language, Gen. 11:7*)
5. God always does what is good and right. Can you think of reasons it was good and right for God to confuse the people's languages and stop their building project? *Guide kids to see that our purpose as people who bear God's image is to glorify Him and spread His glory through the earth. By scattering the people, God was helping them obey His perfect command.*
6. Why is it bad to seek glory for yourself? *Guide kids to see that seeking glory for ourselves is a result of pride and the belief that we are better than others, or even better than God. Remind kids that only God deserves glory because He is our Creator and King.*
7. How can you give God glory instead of seeking glory for yourself? *Guide kids to see that when we work hard and point others to God, it shows that we trust Him and know that He has given us life and the talents and skills we need. When we succeed, we praise God to show others that He is glorious and helps us succeed.*

- packaged cookies
- plastic wrap
- cotton swabs
- potato chips
- jelly beans
- baby pacifier
- Allergy Alert download

Tip: Use this activity option to reinforce the missions moment in Teach the Story.



## Activity choice (10 minutes)

### OPTION 1: Language exploration

Display the different items for the kids to see. Ask different kids to name each item. Then ask the kids to take turns guessing what those items might be called in London, England, where the missionary family, the Rigneys live. After they have guessed a name for each item, reveal to them what the items are called in British English.

Names of items in British English: cookies (*biscuits*), plastic wrap (*cling film*), cotton swab (*cotton bud*), potato chips (*crisps*), baby pacifier (*dummy*), and jelly beans (*jelly babies*).

**SAY** • One of the first things many missionaries do when they move to a new country is learn the language most often spoken there. The Rigney family did not have to go to language school because the most common language spoken in England—a country of the United Kingdom—is English.

However, not all English words in England are the same as they are in the United States. The Rigneys still spent time learning new words for common things. Knowing a person's language helps you communicate with him. The most important thing to communicate to anyone is the gospel—the good news that Jesus came to save us from our sin.

## LOW PREP

- table tennis balls
- tape

### OPTION 2: Scatter or gather

Tape a small square on the floor of your room. Scatter table tennis balls around the room, including some in the square. Form two teams of kids. Assign one team the task of gathering all the table tennis balls into the square. Ask the other team to try to keep all the table tennis balls scattered

around the room. If time allows, play multiple rounds, switching teams between rounds.

**SAY** • In that game, some of you wanted to scatter the table tennis balls, and others wanted to gather them. It reminds us of our story. The people wanted to gather in one place, but God wanted them to spread across the world to glorify Him everywhere they went. **People tried to build a tower to glorify themselves instead of God.** We know that what God plans to happen will always happen, and eventually the people did spread around the world. We can be a part of spreading around the world and giving God glory today by living on mission and sharing the good news about Jesus! We give glory to God because He alone deserves glory.

## Reflection and prayer (5 minutes)

Distribute a sheet of paper to each child. Ask the kids to write about or draw a picture to answer the following questions:

- What does this story teach me about God or about the gospel?
- What does this story teach me about myself?
- Whom can I tell about this story?

Make sure to send the activity page and any other pages home with the kids so that parents can see what their kids have been learning.

If time remains, take prayer requests or allow kids to complete the Bible story coloring page provided with this session. Pray for your group.

- pencils and crayons
- paper
- Bible Story Coloring Page, 1 per kid

Tip: Give parents this week's Big Picture Cards for Families to allow families to interact with the biblical content at home.



Use Week of:

## Unit 1 • Session 6

# The Suffering of Job

### BIBLE PASSAGE:

Job

### STORY POINT:

Job learned that God is good, even in suffering.

### KEY PASSAGE:

Colossians 1:16b-17

### BIG PICTURE QUESTION:

Who is God? God is our Creator and King.

**INTRODUCE THE STORY**  
(10–15 MINUTES)  
**PAGE 90**



**TEACH THE STORY**  
(25–30 MINUTES)  
**PAGE 92**



**APPLY THE STORY**  
(25–30 MINUTES)  
**PAGE 98**



Additional resources are available at [gospelproject.com](http://gospelproject.com). For free training and session-by-session help, visit [www.ministrygrid.com/web/thegospelproject](http://www.ministrygrid.com/web/thegospelproject).

## LEADER Bible Study

Why would we hear the story of Job while studying stories from Genesis? Most biblical authorities believe, based on subject matter and language, that Job was a contemporary to the patriarchs. Job fits chronologically into this period in history.

Job was a wealthy man who loved God. At the beginning of the book, God allows Satan to test Job's faithfulness. Job lost everything, and he asked God why these things were happening. God answered Job, and His response reveals that God alone is all-powerful, sovereign, and good.

"Have you ever in your life commanded the morning or assigned the dawn its place?" (Job 38:12). God has. He is all-powerful. "Does the eagle soar at your command?" (Job 39:27). It does at God's. He is sovereign. "Who provides the raven's food when its young cry out to God?" (Job 38:41). God provides. He is good.

While the Book of Job speaks volumes to the problem of human suffering, it is also an important picture of how a suffering person should relate to God. Throughout all of Job's suffering, Job never turned away from God. Job didn't understand his suffering, but he understood who God is. Job's suffering ultimately brought him closer to God.

Job reminds us that following Jesus is worth it. God is good, present, and in control. We can trust Him when we don't understand the pain we have to endure. At the cross, God used the ultimate pain to bring about the ultimate good: our future and final salvation from sin.

Before you teach, pray that the Holy Spirit would help kids understand God's truth. Point kids to the Suffering Servant, Jesus, who was truly innocent yet suffered greatly so that we could be brought closer to God in both our suffering and our joy.



# The BIBLE Story

## The Suffering of Job

*Job*

**Job (JOHB) was a wealthy man who loved God and wanted to follow God's plan.**

**One day, Satan came to God.** God told Satan about Job. "No one else on earth is like him," God said. Job was an honest man.

He feared God and turned away from evil.

**"Job only follows You because  
You protect him and bless him,"**

**Satan said. "If You take away  
everything Job has, he will not  
follow You anymore."**

**So God gave Satan  
permission to take away  
everything Job had, but  
Satan was not allowed to  
hurt Job.** Satan sent men to  
steal Job's animals. He caused  
Job's children to die. **In one  
day, Job lost everything. Job  
was sad, but he still followed  
God.**

**Satan came to God again. He  
said, "If Job gets sick, he will not  
praise You anymore." So God gave  
Satan permission to make Job sick, but  
God did not let Satan kill Job.** Job became ill  
with sores all over his skin.

Job's wife asked, "Do you still have faith in God? Curse God and die!"

"That's foolish," Job said. "How can we accept good things from





God and not trouble?”

Then **three of Job’s friends visited Job.** Their names were Eliphaz (EL ih faz), Bildad, and Zophar (ZOH fahr). **They said, “Job, you must obey God. If you do what is right and stop sinning, God will give you back everything you lost.”**

**“I haven’t done anything wrong,” Job said.** Job wished he had someone to talk to God for him. He wanted answers; he **did not understand why he was suffering.**

**Finally, a man named Elihu (ih LIGH hyoo) came to Job. “God is greater than man,” Elihu explained. “God always does what is right.”**

**Then God spoke to Job through a whirlwind.** “Were you there when I made the earth?” God asked. “Are you the one who told the sea where to stop? Did you decide when the sun would rise or when snow would fall? Did you put the stars in the sky? Can you tell the eagles when to fly in the sky?”

**Job could not completely understand God’s plans, but he could trust God.** God is all-powerful, sovereign, and good. **Job was sorry for doubting God. God gave back to Job everything he had lost—and so much more.**

*Christ Connection: Job learned that God is all-powerful, sovereign, and good. When we face suffering, we can hope in God. God sent Jesus, the only truly innocent One, to suffer and die so that everyone who trusts in Him can have forgiveness and eternal life.*

## **Bible Storytelling Tips**

### **• Use your voice:**

Pause and allow for silence between paragraphs or scenes to emphasize the intensity of Job’s situation.

### **• Draw pictures:**

On a dry erase board or large sheet of paper, sketch figures as you tell the story. Consider portraying Job, his family and animals, Job’s friends, and a whirlwind.

# INTRODUCE the Story



**SESSION TITLE:** The Suffering of Job

**BIBLE PASSAGE:** Job

**STORY POINT:** Job learned that God is good, even in suffering.

**KEY PASSAGE:** Colossians 1:16b-17

**BIG PICTURE QUESTION:** Who is God? God is our Creator and King.

---

## Welcome time

Greet each kid as he or she arrives. Use this time to collect the offering, fill out attendance sheets, and help new kids connect to your group. As kids arrive, ask them if they have any questions for God. If they could ask any one question of God, what would they ask? Remind them that many questions only God can answer.

**SAY** • Today we will hear a story about a man who suffered some very difficult circumstances. He felt that God was treating him unfairly, and he wanted to ask God about his situation. Do you think God answered this man? We'll find out more soon.

## Activity page (5 minutes)

Invite kids to complete the “Whirlwind Maze” activity page. Instruct kids to complete the maze by drawing a continuous line from the beginning to the end.

**SAY** • Job's life took many twists and turns he did not expect. He felt that God was not treating him fairly, but he learned a lot when God spoke to him through a whirlwind! Can you imagine what that would be like? We'll hear the full Bible story later.

- “Whirlwind Maze” activity page,  
1 per kid
- pencils or markers

## Session starter (10 minutes)

### OPTION 1: Potato sack race

Form two teams of kids and direct each team to line up at one end of the room. Provide a burlap sack or pillowcase to the first child in each line. Demonstrate how to step into the sack and hop to move forward. Tell the kids that when you say go, the first kid on each team will hop to the far side of the room and back. Upon returning, she will step out of the sack and give it to the next kid, who will step into it and hop down and back. The first team whose members complete the race wins.

**SAY** • In Bible times, people who felt very sad would often wear sackcloth. Sackcloth would have been rough and uncomfortable, but it was used to show how sad they were. Today we will hear about a man who wore sackcloth and wanted to ask questions of God.

### OPTION 2: Whirlwind paintings

You may choose to cover any surfaces with disposable tablecloths and put oversized T-shirts on the kids to protect clothing. Provide each kid a paper plate and a drinking straw. Help kids put a few dollops of paint on their plate and demonstrate how to blow the paint around their plate with the straw to make interesting patterns and shapes. Set the plates aside to dry.

**SAY** • Those are beautiful creations! Today we will hear about a time God spoke to a man about His beautiful creation. He spoke from a whirlwind. Why do you think He spoke about His creation?

## LOW PREP

- burlap sacks
- pillowcases (optional)

- washable paints
- paper plates
- drinking straws
- disposable tablecloths (optional)
- oversized T-shirts (optional)
- wet wipes for cleanup

## Transition to teach the story

# TEACH the Story



**SESSION TITLE:** The Suffering of Job

**BIBLE PASSAGE:** Job

**STORY POINT:** Job learned that God is good, even in suffering.

**KEY PASSAGE:** Colossians 1:16b-17

**BIG PICTURE QUESTION:** Who is God? God is our Creator and King.

## Countdown

• countdown video

Show the countdown video as your kids arrive, and set it to end as the session begins.

## Introduce the session (3 minutes)

• leader attire  
• Bible

*[Leader enters wearing greasy overalls and a tool belt. He or she is carrying a Bible.]*

**LEADER** • Hey, everyone! Welcome to my repair shop. I'm glad you came. I can usually fix things that break, but there are definitely some things I cannot fix. A good friend of mine recently called me to tell me that his grandfather is really sick. Difficult news like that makes it harder for us to trust God sometimes. My friend said that he didn't understand why God allowed his grandfather to get sick. I didn't know what to say, so I just sat with him for a while. Sometimes the best thing we can do is just take some time to be sad with our friends who are sad.

That reminds me of a Bible story. I want to share this story with you. Would you like to hear it? *[Allow responses.]* Awesome! We all go through difficult times, so we can always use a story like this one.

Tip: If you prefer to avoid themed content and characters, adapt or omit this introduction.

## Big picture question (1 minute)

**LEADER** • Let's remember our big picture question. Can anyone say it by memory? [*Allow responses.*] That's right. ***Who is God? God is our Creator and King.*** Knowing who God is helps us understand everything else in the Bible. God created everything, and He loves us. Because He created everything, He is King of everything. He has the authority to give commands and punish sin.

## Giant timeline (1 minute)

Show the giant timeline.

• Giant Timeline

**LEADER** • A few weeks ago, I told you how God created the world. Everything God created was good. Then we learned that God made men and women, and we all bear His image. That means that in some ways, we are like God. However, we have also learned about the sin that entered the world. When Adam and Eve chose to disobey God, their sin broke the world. The last two weeks we learned some of the ways God dealt with people's disobedience. This week, we will learn about a man who had some very difficult things happen to him. Although the Book of Job is not in the same division as the Book of Genesis, many Bible scholars believe that Job probably lived around the same time the stories from Genesis took place. Our story is called "The Suffering of Job."

• Bibles  
• "The Suffering of Job" video  
• Big Picture Question Poster  
• Bible Story Picture Poster  
• Story Point Poster

## Tell the Bible story (10 minutes)

Open your Bible to Job. Use the Bible storytelling tips on the Bible story page to help you tell the story, or show the Bible story video "The Suffering of Job."

**LEADER** • This story is not easy to hear. Sometimes when I read it, I can't help but feel that Job was treated unfairly. In fact, that's how Job felt! He did not understand why so many sad things were happening to him. Job loved and trusted God, and he felt that there must have been some kind of mistake. But God does not make mistakes.

Job's friends and even his wife thought that Job must have done something very bad for so many hard things to be happening to him. They believed that God would only allow suffering for people who did not love God. Job thought that if he could just speak with God, he could ask why he was suffering. When God spoke to Job, it was not to answer Job's questions, but to ask Job many questions of His own. Job could not answer any of God's questions. Job realized that he should trust God even though he did not understand what was happening to him. **Job learned that God is good, even in suffering.** God showed love by reminding Job who He is.

***Who is God? God is our Creator and King,*** and the world He created is broken by sin. Sin has negative effects on every part of creation. God is right to punish sin. However, that doesn't mean that all suffering is God's punishment for sin. Sometimes scary, sad, or difficult things happen. Even in the middle of those times, we can trust that God is good and that everything He does is for His glory and our good. He does not want to leave creation as it is, broken by sin. That's why God sent Jesus to save sinners. One day He will return to fix the world.

## Christ connection

**LEADER** • Job learned that God is all-powerful, sovereign, and good. When we face suffering, we can hope in God. God sent Jesus, the only truly innocent One, to suffer and die so that everyone who trusts in Him can have forgiveness and eternal life.

Jesus lived without ever sinning. He went through suffering too. Jesus died on the cross to pay for our sin and rose again on the third day to defeat sin and death. That means that if we believe in Jesus, God will not punish us for our sin. Jesus bore the punishment we deserve. And even though we face suffering in the world, we have hope in God. One day, Jesus will return and fix the broken world, removing all sin and suffering forever.

Note: You may use this opportunity to use Scripture and the guide provided to explain how to become a Christian. Make sure kids know when and where they can ask questions.

## Questions from kids video (3 minutes)

Show the “Unit 1, Session 6” questions from kids video. Prompt kids to think about ways God can use hard times for His glory and our good. Guide them to discuss a time that God worked suffering for good.

• “Unit 1, Session 6” questions from kids video



## Missions moment (3 minutes)

**LEADER** • When missionaries—like the Rigney family—move to a new country, they often leave behind things that are very important to them. Missionaries may have to leave a pet or move far away from family. Let’s pray for the Rigney—and other missionary families—as they adjust to a place that is new and unfamiliar. Pray that God gives them new friends and that England will feel like their home.

• “Rigney Family Prayer Cards” printable



Distribute the “Rigney Family Prayer Cards” and lead kids to pray for the Rigneys or other missionaries.

**LEADER** • You can take those cards home with you to pray for the Rigney family all week. And while you’re at it, you can ask God for boldness to live on mission and share the gospel with people you see each day.

### **Key passage (5 minutes)**

Show the key passage poster. Lead the boys and girls to read together Colossians 1:16b-17.

**LEADER** • Although the name *Jesus* doesn’t show up in the Bible until the New Testament, this key passage tells us that God the Son was with God the Father all along, even at the creation of the world! Everything created was created by Jesus and for Jesus’ glory. He holds everything together!

Lead boys and girls in singing “All Things Hold Together.”

### **Sing (4 minutes)**

**LEADER** • Even though sin has left the world broken, and even though we all face suffering sometimes, we can trust that God is good. This is His world, and He will send Jesus back to restore it!

Sing together “My Father’s World.”

### **Pray (2 minutes)**

Invite kids to pray before dismissing to apply the story.

**LEADER** • Father, thank You for Your goodness. Help us to trust You even when we face suffering. Give us compassion for those who suffer. Amen.

### **Dismiss to apply the story**

• Key Passage Poster  
• “All Things Hold Together” song

• “My Father’s World” song

## The Gospel: God's Plan for Me

Ask kids if they have ever heard the word *gospel*. Clarify that the word *gospel* means “good news.” It is the message about Christ, the kingdom of God, and salvation. Use the following guide to share the gospel with kids.



**God rules.** Explain to kids that the Bible tells us God created everything, and He is in charge of everything. Invite a volunteer to read Genesis 1:1 from the Bible. Read Revelation 4:11 or Colossians 1:16-17 aloud and explain what these verses mean.



**We sinned.** Tell kids that since the time of Adam and Eve, everyone has chosen to disobey God. (Romans 3:23) The Bible calls this sin. Because God is holy, God cannot be around sin. Sin separates us from God and deserves God's punishment of death. (Romans 6:23)



**God provided.** Choose a child to read John 3:16 aloud. Say that God sent His Son, Jesus, the perfect solution to our sin problem, to rescue us from the punishment we deserve. It's something we, as sinners, could never earn on our own. Jesus alone saves us. Read and explain Ephesians 2:8-9.



**Jesus gives.** Share with kids that Jesus lived a perfect life, died on the cross for our sins, and rose again. Because Jesus gave up His life for us, we can be welcomed into God's family for eternity. This is the best gift ever! Read Romans 5:8; 2 Corinthians 5:21; or 1 Peter 3:18.



**We respond.** Tell kids that they can respond to Jesus. Read Romans 10:9-10,13. Review these aspects of our response: Believe in your heart that Jesus alone saves you through what He's already done on the cross. Repent, turning from self and sin to Jesus. Tell God and others that your faith is in Jesus.

Offer to talk with any child who is interested in responding to Jesus. Provide *I'm a Christian Now!* for new Christians to take home and complete with their families.

# APPLY the Story



**SESSION TITLE:** The Suffering of Job

**BIBLE PASSAGE:** Job

**STORY POINT:** Job learned that God is good, even in suffering.

**KEY PASSAGE:** Colossians 1:16b-17

**BIG PICTURE QUESTION:** Who is God? God is our Creator and King.

---

## Key passage activity (5 minutes)

- Key Passage Poster
- index cards
- pen

Write each word of the key passage on a separate index card. Arrange the cards facedown in a grid pattern. Instruct the kids to take turns flipping over two cards. If the cards are words that appear next to one another in the key passage, they will stay faceup. Otherwise, they must be turned facedown again and the next kid will take a turn. Once all the cards have been turned faceup, kids must work together to put the cards in the correct order.

**SAY** • Great job putting that passage in order. Our key passage reminds us that Jesus has always existed. He was there at creation, and He holds all things together. Everything exists to bring glory to Him, including you and me! We glorify Jesus by obeying His commands and telling others about Him.

## Discussion & Bible skills (10 minutes)

- Bibles, 1 per kid
- Story Point Poster

Distribute a Bible to each kid. Demonstrate how to use the table of contents in the front of a Bible to help them find the Book of Job. Remind them that the large and small numbers in the text represent chapters and verses respectively. Then, read the first few chapters of Job, or

review the Bible story using the bolded text from the Bible story page. Ask the following questions, guiding discussion as suggested:

1. Who thought that Job only loved God because of His blessings? (*Satan, Job 1:11*)
2. Did Job curse God when he faced suffering? (*No, Job 2:10*)
3. What did Job's friends think caused Job's suffering? (*They thought Job was being punished for sin, Job 4:7-9*)
4. Was Job truly innocent of sin? *Guide kids to think about how everyone is born a sinner. Discuss with them the fact that only Jesus is truly without sin.*
5. Is suffering a result of God punishing sin? *Guide kids to discuss the nature of sin and how it has broken the world. Help them see that suffering is not always a direct result of our own sin. Remind them that those who trust in Jesus' death and resurrection will not face punishment for sin, though our sin will still carry consequences for us and others.*
6. How is God good even when we face suffering? *Guide kids to think about the ways God can use difficult times to glorify Himself. Remind them that Jesus' suffering purchased our freedom from sin. Help them see that because we were created to glorify Him, His glory is our good.*

**SAY** • The story of Job is not always easy to understand. Even many adults must think about some hard questions to understand Job's story. Job did not understand why he faced suffering, but **Job learned that God is good, even in suffering.** We can trust God's goodness when we face suffering too.

## LOW PREP

- scones
- paper towels or napkins
- Allergy Alert download

Tip: Use this activity option to reinforce the missions moment in Teach the Story.



### Activity choice (10 minutes)

#### OPTION 1: Foreign flavors

Provide each kid with a paper towel or napkin.

Give each child a scone or a bit of scone on a paper towel. Allow them to talk about how it tastes and what they do or do not like about it.

**SAY** • That was a baked treat called a scone. A scone is a little bit like what Americans call a biscuit, but the two are not exactly the same. Many of the foods they eat in England are similar to foods eaten in the United States. Sometimes though, when missionaries go to other countries, they have to eat things that are very different from the kinds of food they might be used to. Worms, snakes, or insects may be considered delicious in some parts of the world.

The idea of eating a bug may sound pretty unusual to you, but when God calls a person to be a missionary, he or she often faces struggles that are much harder than eating new kinds of food. But the suffering a missionary may face is worth it to be a part of God's plan to tell the world about Jesus. God can use suffering to glorify Himself and benefit us.

**Job learned that God is good, even in suffering.**

Missionaries all over the world know this is true!

#### OPTION 2: Peer mediators

Write scenarios on index cards that might cause two people to disagree with each other. Form groups of three kids, and provide a card to each group. Invite two of the kids in each group to play the roles of people who disagree. The third kid will practice being a *mediator*. Explain that a *mediator* is someone who goes back and forth between people who

- index cards
- pen

disagree to help them communicate, understand each other, and come to an agreement.

Example scenarios:

- Two kids want to watch different TV programs, but the programs come on at the same time.
- Two kids each want to be goalie in a soccer game, but they are on the same team.
- One kid has two friends who refuse to speak with one another.

**SAY** • Job said he was innocent. He felt his suffering was unfair. He thought that a mediator could help him show God that he did not deserve such hard circumstances.

In fact, none of us is innocent. We are all guilty of sin. Thankfully, God sent Jesus to be our mediator. He died on the cross to save us from sin and protect us from the punishment we deserve.

## Reflection and prayer (5 minutes)

Distribute a sheet of paper to each child. Ask the kids to write about or draw a picture to answer the following questions:

- What does this story teach me about God or about the gospel?
- What does this story teach me about myself?
- Whom can I tell about this story?

Make sure to send the activity page and any other pages home with the kids so that parents can see what their kids have been learning.

If time remains, take prayer requests or allow kids to complete the Bible story coloring page provided with this session. Pray for your group.

• pencils and crayons  
• paper  
• Bible Story Coloring  
Page, 1 per kid

Tip: Give parents this week's Big Picture Cards for Families to allow families to interact with the biblical content at home.

## Unit 2: God Formed a Nation

### Unit Description:

God's plan to save people through Jesus began to take shape when God chose to bless Abraham's family by grace. He made a covenant with Abraham and promised him a new home and a large family. God also promised Abraham that one day all the people of the world would be blessed through his family—a promise that points to Jesus.

### Key Passage:

Galatians 3:29

### Big Picture Question:

Why can we trust God? We can trust God because He is faithful and does everything for His glory and our good.

### Session 1:

#### God's Covenant with Abraham

*Genesis 12; 15; 17*

**Story Point:** God made a covenant to bless all the world through Abraham.

### Session 3:

#### Isaac and Rebekah

*Genesis 24*

**Story Point:** God gave Isaac a wife to keep His covenant with Abraham.

### Session 2:

#### Abraham and Isaac

*Genesis 22*

**Story Point:** Abraham trusted God even when he did not understand God's plan.

### Session 4:

#### God's Promise to Isaac

*Genesis 25–26*

**Story Point:** God's covenant with Abraham continued with Isaac's family.





## **God's Covenant with Abraham**

God made a covenant to bless the whole world through Abraham.

## **Abraham and Isaac**

Abraham trusted God even when he did not understand God's plan.



## **Isaac and Rebekah**

God gave Isaac a wife to keep His covenant with Abraham.

## **God's Promise to Isaac**

God's covenant with Abraham continued with Isaac's family.





Use Week of:

## Unit 2 • Session 1

# God's Covenant with Abraham

### BIBLE PASSAGE:

Genesis 12; 15; 17

**STORY POINT:** God made a covenant to bless all the world through Abraham.

### KEY PASSAGE:

Galatians 3:29

### BIG PICTURE QUESTION:

Why can we trust God? We can trust God because He is faithful and does everything for His glory and our good.

**INTRODUCE THE STORY**  
(10–15 MINUTES)  
**PAGE 108**



**TEACH THE STORY**  
(25–30 MINUTES)  
**PAGE 110**



**APPLY THE STORY**  
(25–30 MINUTES)  
**PAGE 116**



Additional resources for each session are available at [gospelproject.com](http://gospelproject.com). For free training and session-by-session help, visit [www.ministrygrid.com/web/thegospelproject](http://www.ministrygrid.com/web/thegospelproject).

## LEADER Bible Study

Since the beginning, God wanted to bless and provide for His people. Genesis 11 records the generations between Noah and Abram. Noah's son Shem had a family. Through Shem's line, God would keep His promise to send a Savior. Shem's seventh-great grandson was named Abram. Abram was born in Ur of the Chaldeans.

Abram was in his homeland when God spoke to him. God told Abram: "Go out from your land, your relatives, and your father's house to the land that I will show you. I will make you into a great nation, I will bless you, I will make your name great, and you will be a blessing. I will bless those who bless you, I will curse anyone who treats you with contempt, and all the peoples on earth will be blessed through you" (Gen. 12:1-3).

By faith, Abram obeyed God. He traveled toward the land of Canaan with his wife, Sarai; his father, Terah; and his nephew, Lot. They settled in Haran, about 600 miles from their home. When Abram was 75 years old, he left Haran with his wife, his nephew, and all their possessions.

Genesis 15 records the Abrahamic covenant. The word of the Lord came to Abram in a vision. God made a covenant with Abram and promised to give him offspring as numerous as the stars in the sky and to give his family the land of Canaan. At 99 years old, Abram was still childless. How would God keep His promise if Abram didn't have any children? But God was serious about the covenant; He always keeps His promises. God even changed Abram's name to Abraham, which means "father of a multitude."

God promised to bless all the earth through Abraham. At just the right time, Jesus was born into Abraham's family. (Gal. 4:4-5) Jesus fulfilled God's promise to Abraham. (See Gal. 3:8.) Jesus came into the world to save sinners. Through Him, all the nations of the earth are blessed.

# The BIBLE Story

## God's Covenant with Abraham

*Genesis 12; 15; 17*

Abram lived with his wife Sarai (SEHR igh). Abram was part of Noah's family who had spread out on the earth after the great flood. **God chose Abram and told him to move to a place he had never been. God promised Abram three things: a large family, land for his family, and blessing. This was a good promise. But Abram was sad because he didn't have any children to inherit his blessing.**

Abram obeyed God. He went with his wife and nephew to the land of Canaan. **God** had a plan. He **took Abram outside to remind him of His promise. "Look at the sky and count the stars, if you can," God said.** Abram couldn't count the stars. There were too many! **"Your family will be that numerous,"** God promised. **Abram believed God, and God was pleased.**

**God said, "I will give this land to your descendants." Abram asked, "How can I be sure?" So God confirmed**

**His covenant with Abram.**

**God told Abram to bring five animals:** a cow, a goat, a ram, a turtledove, and a pigeon. **Abram obeyed God,** and he brought all these to him, cut them in half, and laid the pieces opposite each other, but he did not cut the birds in half. **Then, when the sun**



was setting, a deep sleep came over Abram.

**While Abram slept, God told him what would happen in the future.** He said that Abram's family would be slaves in another country for 400 years. Then God would judge the nation and bless Abram's family. But first, Abram would live a long, peaceful life.

**When it was dark, a smoking fire pot and a flaming torch representing God passed between the animals. This showed that God would be responsible for keeping His promise.**

Years passed, and Abram still did not have the promised son. God hadn't forgotten, though. He promised that Abraham would become the father of many nations. **God was so serious about His promise that He changed Abram's name to Abraham, which means "Father of Many."** He changed Sarai's name to Sarah.

**God said, "I will bless Sarah. She will have a son, and you will name him Isaac." God promised to keep His covenant through Isaac and his future family.**

*Christ Connection: God promised to bless all the world through Abraham. God sent Jesus from His home in heaven to be born on earth into Abraham's family. Through Jesus, all the nations of the earth are blessed because Jesus saves people from their sins.*

## **Bible Storytelling Tips**

- **Use hand motions:** Hold up three fingers when naming what God promised to Abraham and five fingers when naming the animals. Motion toward the sky to reference the stars.
- **Draw pictures:** As you tell the story, sketch pictures on a dry erase board or large sheet of paper depicting elements of the story such as stars or animals.

# INTRODUCE the Story



**SESSION TITLE:** God's Covenant with Abraham

**BIBLE PASSAGE:** Genesis 12; 15; 17

**STORY POINT:** God made a covenant to bless all the world through Abraham.

**KEY PASSAGE:** Galatians 3:29

**BIG PICTURE QUESTION:** Why can we trust God? We can trust God because He is faithful and does everything for His glory and our good.

---

## Welcome time

Greet each kid as he or she arrives. Use this time to collect the offering, fill out attendance sheets, and help new kids connect to your group. Prompt kids to talk about a time they made a promise. Did they keep their promises? Why or why not?

**SAY** • Sometimes we make promises. A *promise* is a way to tell someone you are definitely going to do something. However, sometimes we make promises that we cannot keep. Today we will learn about a special kind of promise that God made called a *covenant*. God always keeps His promises.

## Activity page (5 minutes)

Invite kids to complete the “Starry Code” activity page. Instruct kids to use the star shapes to fill in the vowels so they can read the story point.

**SAY** • Great job cracking the code! Today we will learn that **God made a covenant to bless the whole world through Abraham.** Part of God's covenant involved the number of stars in the sky. What do you think it has to do with stars? We'll see!

- “Starry Code” activity page, 1 per kid
- pencils or markers



## Session starter (10 minutes)

**LOW  
PREP**

### OPTION 1: The name game

Invite kids to sit in a circle with you. Lead them in a simple *clap-clap-snap-snap* rhythm. Repeat the rhythm until the kids feel comfortable with it. Then, without dropping the beat, state your own name in place of the second snap. The kid to your right will do the same, and so on until each kid in the circle has said his own name. For an added challenge, play a round where each kid says another kid's name, who must then say a third kid's name; play continues to pass in this way, instead of around the circle in order.

**SAY** • Usually, we use one name for our whole lives. Today we will learn about a time God made a covenant with a man and changed that man's name! Why do you think God would change someone's name?

### OPTION 2: Cock-a-doodle-moo

Distribute a different animal toy to each kid. Instruct the kids to sit in a circle and place their animal on the ground in front of them. Then deal out all the cards equally. Kids will take turns flipping their top card faceup. If two kids place a card of the same number faceup, those two kids must each race to make the sound of the other kid's animal. The kid who fails to make the other kid's animal noise first must take the cards from the other players discard pile. The first player to get rid of all her cards wins.

- animal toys, 1 per kid
- playing cards

**SAY** • Great animal sounds! Today we will learn about a time God used animals to show that He was making a covenant with a man named Abram. What kind of covenant do you think God might make?

## Transition to teach the story



# TEACH the Story



**SESSION TITLE:** God's Covenant with Abraham

**BIBLE PASSAGE:** Genesis 12; 15; 17

**STORY POINT:** God made a covenant to bless all the world through Abraham.

**KEY PASSAGE:** Galatians 3:29

**BIG PICTURE QUESTION:** Why can we trust God? We can trust God because He is faithful and does everything for His glory and our good.

- room decorations
- Theme Background Slide (optional)

**Suggested Theme Decorating Ideas:** Decorate the room to look like a greenhouse or garden. Hang artificial plants from the ceiling, place potted plants around the stage, and prop gardening tools—such as a rake, a hoe, or shrubbery clippers—up against a table. You may choose to display the theme background slide.

## Countdown

- countdown video

Show the countdown video as you transition to teach the story. Set it to end as the session begins.

## Introduce the session (3 minutes)

- leader attire
- potted plant
- Bible

*[Leader enters wearing an apron, a large sun hat, and gardening gloves. He or she is carrying a potted plant and a Bible.]*

**LEADER** • Oh, hello there! Welcome to my garden! I was just getting ready to transfer this young sprout from its pot into the ground where it can grow big and strong. Sometimes it can be hard for a plant that is just starting to grow when it has to compete with other plants for nutrients and water. That's why I often start plants in pots before moving them to the ground.

Tip: If you prefer not to use themed content or characters, adapt or omit this introduction.

But, silly me, I never introduced myself! My name is [your name] and I'm a world class botanist and gardener. A *botanist* is basically a plant scientist. I plant, well, plants. Then I study how they grow and what helps them multiply faster. Maybe one day I can even help end world hunger! But for now, I'm studying how plants reproduce and multiply. A single plant can produce many seeds, which can each become a whole new plant and produce more seeds!

It actually reminds me of the life of Abraham. Do you know about Abraham? God used him to be the seed of a great nation. Here, I'll tell you all about it!

### **Big picture question (1 minute)**

**LEADER** • As we look at Abraham's life, you will probably notice some situations that seem pretty odd by our standards today. As you listen, ask yourself this question: ***Why can we trust God?*** I'll tell you the answer when we finish the story.

### **Giant timeline (1 minute)**

Show the giant timeline. Point to individual Bible stories as you review.

• Giant Timeline

**LEADER** • I know that you have studied some of the stories in the Bible that happened before Abraham's life. Do you remember learning about Noah? Abraham was one of Noah's *descendants*. A *descendant* is a member of a family that comes after you. So, a person's children, grandchildren, and great-grandchildren are all descendants of that first person. Now that we've cleared that up, let's learn about Abraham.

- Bibles
- “God’s Covenant with Abraham” video
- Big Picture Question Poster
- Bible Story Picture Poster
- Story Point Poster

## Tell the Bible story (10 minutes)

Open your Bible to Genesis 12; 15; 17. Use the Bible storytelling tips on the Bible story page to help you tell the story, or show the Bible story video “God’s Covenant with Abraham.”

**LEADER** • Did you notice that at the start of the story, you heard about Abram? That’s the same man I’ve been talking about all along. God made a promise to Abram and later changed his name to Abraham, which means “father of many.” But this was not just any promise, this was a special kind of promise called a *covenant*. You see, under normal circumstances, if two people were going to make a covenant, they would have both walked between the animals. By sending the fire pot and torch through the animals without Abraham, God showed that He alone would uphold the covenant. ***Why can we trust God? We can trust God because He is faithful and does everything for His glory and our good.***

God’s covenant with Abraham included promises for blessings and a large family. **God made a covenant to bless the whole world through Abraham.** But how could Abraham have a big family if he didn’t have any children?

Well, God already had a plan in place. God promised to give Abraham and his wife Sarah a son. God always keeps His promises.

## Christ connection

**LEADER** • Eventually, Abraham and Sarah had a son named Isaac! And Isaac had sons, who had sons, who had sons. Many, many years after Abraham lived, one

Note: You may use this opportunity to use Scripture and the guide provided to explain how to become a Christian. Make sure kids know when and where they can ask questions.

of his descendants was born to a woman named Mary. She wrapped Him in cloth and laid Him in a manger. She named Him Jesus.

God promised to bless all the world through Abraham. God sent Jesus from His home in heaven to be born on earth into Abraham's family. Through Jesus, all the nations of the earth are blessed because Jesus saves people from their sins. We are all dead in our sin, but Jesus took the punishment we deserved. When we believe in Jesus, God gives us new life and forgives our sin.

### Questions from kids video (3 minutes)

Show the "Unit 2, Session 1" questions from kids video. Prompt kids to think about ways God blesses people. Guide them to discuss God's greatest blessing to us. What are some ways they have experienced God's grace in their lives?

• "Unit 2, Session 1"  
Questions from Kids  
Video



### Missions moment (3 minutes)

**LEADER** • You know, having kids and grandkids is not the only way to grow your family. You can also grow your church family by telling others about Jesus. Let's hear about a family that is doing just that!

Display the DJ's family prayer card. Then play a game where you will say a nationality, and the kids will respond with where those people are from. For example, if you say "Russians" the kids will call back "Russia."

Suggested nationalities: Australians, Estonians, Albanians, Peruvians, Germans, Canadians, and so forth.

**LEADER** • You know, just because a person is from a certain nation or country, doesn't always mean he or she lives there! Many people from South Asia living in

• "DJ's Family Prayer  
Card" printable

Canada, which is why DJ's family lives there! Instead of going to South Asia to preach the gospel to South Asians, they went where many South Asians now live: Canada.

And remember, we don't always have to go to other countries to be a part of God's mission. We can live on mission by showing love to everyone we meet and telling others about Jesus.

### **Key passage (5 minutes)**

- Key Passage Poster
- "The Promise" song

Show the key passage poster. Lead the boys and girls to read together Galatians 3:29.

**LEADER** • This key passage tells us that when we believe in Jesus, we are part of Abraham's family too! **God made a covenant to bless the whole world through Abraham.** Jesus came to make that blessing a reality for everyone who believes.

### **Sing (4 minutes)**

- "Our Creator and King" song

**LEADER** • God is good, and He deserves our praise. Let's sing to Him.

Sing together "Our Creator and King."

### **Pray (2 minutes)**

Invite kids to pray before dismissing to apply the story.

**LEADER** • Father, thank You for blessing the world through Abraham's family. Help us to remember that You are always faithful and good. Amen.

### **Dismiss to apply the story**

## The Gospel: God's Plan for Me

Ask kids if they have ever heard the word *gospel*. Clarify that the word *gospel* means “good news.” It is the message about Christ, the kingdom of God, and salvation. Use the following guide to share the gospel with kids.



**God rules.** Explain to kids that the Bible tells us God created everything, and He is in charge of everything. Invite a volunteer to read Genesis 1:1 from the Bible. Read Revelation 4:11 or Colossians 1:16-17 aloud and explain what these verses mean.



**We sinned.** Tell kids that since the time of Adam and Eve, everyone has chosen to disobey God. (Romans 3:23) The Bible calls this sin. Because God is holy, God cannot be around sin. Sin separates us from God and deserves God's punishment of death. (Romans 6:23)



**God provided.** Choose a child to read John 3:16 aloud. Say that God sent His Son, Jesus, the perfect solution to our sin problem, to rescue us from the punishment we deserve. It's something we, as sinners, could never earn on our own. Jesus alone saves us. Read and explain Ephesians 2:8-9.



**Jesus gives.** Share with kids that Jesus lived a perfect life, died on the cross for our sins, and rose again. Because Jesus gave up His life for us, we can be welcomed into God's family for eternity. This is the best gift ever! Read Romans 5:8; 2 Corinthians 5:21; or 1 Peter 3:18.



**We respond.** Tell kids that they can respond to Jesus. Read Romans 10:9-10,13. Review these aspects of our response: Believe in your heart that Jesus alone saves you through what He's already done on the cross. Repent, turning from self and sin to Jesus. Tell God and others that your faith is in Jesus.

Offer to talk with any child who is interested in responding to Jesus. Provide *I'm a Christian Now!* for new Christians to take home and complete with their families.

# APPLY the Story



**SESSION TITLE:** God's Covenant with Abraham

**BIBLE PASSAGE:** Genesis 12; 15; 17

**STORY POINT:** God made a covenant to bless all the world through Abraham.

**KEY PASSAGE:** Galatians 3:29

**BIG PICTURE QUESTION:** Why can we trust God? We can trust God because He is faithful and does everything for His glory and our good.

---

## Key passage activity (5 minutes)

• Key Passage Poster

Form two groups of kids. Assign one half of the key passage to the first group. Assign the other half of the key passage to the second group. Stand at the front of the room and direct a call and response. Point to each group and encourage the kids in that group to say their half of the verse. Start by pointing to the first group and then the second, but after a few rounds, switch it up to keep kids on their toes.

**SAY** • That key passage teaches us that God's covenant with Abraham is still holding true today! God promised to give Abraham a large family, and everyone who believes in Jesus is considered a part of that family. We are all blessed so that we can be a blessing to others.

## Discussion & Bible skills (10 minutes)

• Bibles, 1 per kid

• Story Point Poster

Distribute a Bible to each kid. Remind kids how to use the table of contents to find books of the Bible. Help kids find Genesis 12; 15; and 17. Read the Bible passages together or review the Bible story using the bolded text.

Ask the following questions. Lead kids to discuss:

1. What three things did God promise to Abraham?



*(a large family, land for his family, and blessings;  
Gen. 12:1-3)*

2. What did God say the size of Abraham's family would compare to? *(the number of stars in the sky, Gen. 15:5)*
3. Did Abraham walk between the animals? *(No, only a fire pot and flame torch passed through; Gen. 15:17)*
4. Why do you think Abraham trusted God's plan?  
*Lead kids to discuss the idea that God is faithful and good. Discuss what it means for God to do things for His glory and our good.*
5. Have you ever been asked to do something difficult that you did not fully understand? *Share personal stories and encourage kids to share their own experiences. Remind kids that our desires to be comfortable and safe can lead us to distrust God, but that His plans are always best.*
6. What are some ways our salvation through Jesus is similar to God's promise to Abraham? *Help kids to recognize that in both cases, it is God who keeps the promise. God loves us even when we choose sin, and He will faithfully keep His promise to rescue everyone who believes in Jesus.*

**SAY • God made a covenant to bless the whole world through Abraham.** Abraham probably struggled to trust God. God promised a large family, but Abraham and his wife Sarah were very old and still did not have a child. ***Why can we trust God? We can trust God because He is faithful and does everything for His glory and our good.***

## LOW PREP

- "Silly Speak Cards" printable
- "A Story from DJ" printable
- tape

Tip: Use this activity option to reinforce the missions moment in Teach the Story.

### Activity choice (10 minutes)



#### OPTION 1: Silly speak

Tape each "Silly Speak" card to the wall where children can see. Ask for volunteers to read the words. Kids will most likely be unable to figure out their meaning. Then, read "A Story from DJ" and instruct kids to try reading the silly speak words again. If necessary, help explain their meaning.

- *Sow they shuns ink Anna duh*: South Asians in Canada
- *Pair of shoots Rhonda plague round*: Parachutes on the playground.
- *Miss on hairy kit*: Missionary kid.
- *Bass cut bawl hand bye bulls nutty*: Basketball and Bible study.

**SAY** • God called Abraham to leave his home and live in a new land. In a similar way, many South Asian people have left their original homes in South Asia to live in Canada. DJ and his family use many great strategies to tell them about Jesus. We can live on mission too by showing love to others and telling them about Jesus.

#### OPTION 2: Name meaning research

Use a baby name book or a computer that can access the Internet to help your kids research their name's meaning. Allow the kids to write their names on a large sheet of paper, along with their names' meanings. Encourage them to draw pictures that represent what their name means.

**SAY** • The names our parents choose to give us sometimes have meaning based on what our parents felt when we were born or what they hope will be true about

- baby name book
- Internet access (optional)
- large sheet of paper
- markers

us. God changed Abram's name to Abraham, which means "father of many nations." **God made a covenant to bless the whole world through Abraham.** God used Abraham's new name as a way to reassure him that the promised family would come.

In our lives, sometimes it can be hard to trust God when we don't understand His plans. ***Why can we trust God? We can trust God because He is faithful and does everything for His glory and our good.***

### **Reflection and prayer (5 minutes)**

Distribute a sheet of paper to each child. Ask the kids to write about or draw a picture to answer the following questions:


- What does this story teach me about God or about the gospel?
- What does this story teach me about myself?
- Whom can I tell about this story?

Make sure to send the activity page and any other pages home with the kids so that parents can see what their kids have been learning.

If time remains, take prayer requests or allow kids to complete the Bible story coloring page provided with this session. Pray for your group.

- pencils and crayons
- paper
- Bible Story Coloring Page, 1 per kid

Tip: Give parents this week's Big Picture Cards for Families to allow families to interact with the biblical content at home.



Use Week of:

## Unit 2 • Session 2

# Abraham and Isaac

### BIBLE PASSAGE:

Genesis 22

**STORY POINT:** Abraham trusted God even when he did not understand God's plan.

### KEY PASSAGE:

Galatians 3:29

### BIG PICTURE QUESTION:

Why can we trust God? We can trust God because He is faithful and does everything for His glory and our good.

**INTRODUCE THE STORY**  
(10–15 MINUTES)  
**PAGE 124**



**TEACH THE STORY**  
(25–30 MINUTES)  
**PAGE 126**



**APPLY THE STORY**  
(25–30 MINUTES)  
**PAGE 132**



Additional resources for each session are available at [gospelproject.com](http://gospelproject.com). For free training and session-by-session help, visit [www.ministrygrid.com/web/thegospelproject](http://www.ministrygrid.com/web/thegospelproject).

## LEADER Bible Study

God kept His promise to give Abraham and Sarah a son, and they named him Isaac. Isaac was the child chosen by God to carry the family line—to follow God, to lead the family, and to teach the next generation to follow God too. When Abraham was well over 100 years old, God tested Abraham. God instructed him to sacrifice Isaac on a mountain. How could this be? Abraham had waited so long for this child!

But Abraham obeyed. He got up early the next day and left on his trip. Instead of waiting around to see if God would change His mind, he saddled the donkey, took the wood, two servants, and his son, and left on the journey as God commanded.

As Isaac walked with his father, he noticed something was missing. They had the wood and the fire, but “Where is the lamb?” Isaac asked. Abraham answered that God Himself would provide. Abraham had supreme faith that God was able to do anything. Before going up the mountain, Abraham told the servants, “Stay here ... we’ll come back” (Gen. 22:5). Hebrews 11:19 also gives us a peek inside Abraham’s mind: “He considered God to be able even to raise someone from the dead.”

God did provide. He provided a ram in place of Isaac, who was spared. After what we might imagine was quite a worship service, Abraham and Isaac returned home.

In the New Testament, God brings through John the Baptist the final answer to Isaac’s inquiry, “Where is the lamb?” “Here is the Lamb of God, who takes away the sin of the world!” (John 1:29). Abraham showed his love for God by being willing to sacrifice his son Isaac. This is how God showed His love for us: He sent His Son, Jesus, to die on the cross so that we could have eternal life through Him. He was the sacrifice made in our place so we can live.

# The BIBLE Story

## Abraham and Isaac

*Genesis 22*

God kept His promise to give Abraham a son. Abraham and his wife Sarah were very old when their son Isaac was born. One day, God tested Abraham. God wanted to make sure that Abraham loved God most of all.

“Abraham,” God said.

“Here I am,” Abraham answered.

“Take your son Isaac to the mountain and give him to Me as a sacrifice,” God said.

Abraham obeyed God. He got up early the next day and left with Isaac, two servants, and a donkey carrying supplies. They walked for three days before they got to the mountain where God wanted Abraham to make the sacrifice. Abraham asked his servants to stay with the donkey, and he and Isaac went up the mountain with the supplies for the sacrifice.

Isaac saw something was missing. “My father,” he said, “where is the lamb for the offering?”

Abraham answered, “God Himself will provide the lamb.”

When they got to the place God had directed them, Abraham built an altar and placed the wood on top. Then he put Isaac on top of





the wood. **Just as Abraham was about to sacrifice Isaac, the Angel of the LORD called out, “Abraham, Abraham!”**

**Abraham stopped.** “Here I am,” he said.

**The Angel of the LORD said, “Do not lay a hand on the boy or do anything to him. For now I know that you fear God, since you have not withheld your only son from Me.”**

**Abraham looked up and saw a ram trapped by its horns in the bushes. He offered to God the ram instead of Isaac.** Abraham named the place, “The LORD Will Provide.”

The Angel of the LORD reminded Abraham that God would keep the covenant He made with Abraham. God again promised to bless Abraham, to make his family as numerous as all the stars in the sky and the sand on the seashores. God promised victory over Abraham’s enemies and blessing to all the earth through Abraham’s family.

*Christ Connection: Abraham showed his love for God by being willing to sacrifice his son Isaac. God provided a ram instead. This is how God showed His love for us: He sent His Son, Jesus, to die on the cross so that we could have eternal life through Him.*

## **Bible Storytelling Tips**

### **• Display art:**

Show the Bible story picture or use a flannelgraph to depict the story as you tell it.

### **• Make eye**

**contact:** As you tell the story, make eye contact with kids to draw them in. Pause at appropriate points to build anticipation when Abraham takes Isaac up the mountain.



# INTRODUCE the Story



**SESSION TITLE:** Abraham and Isaac

**BIBLE PASSAGE:** Genesis 22

**STORY POINT:** Abraham trusted God even when he did not understand God's plan.

**KEY PASSAGE:** Galatians 3:29

**BIG PICTURE QUESTION:** Why can we trust God? We can trust God because He is faithful and does everything for His glory and our good.

---

## Welcome time

Greet each kid as he or she arrives. Use this time to collect the offering, fill out attendance sheets, and help new kids connect to your group. Prompt kids to talk about the hardest test or quiz they've ever taken. What made the test or quiz hard?

**SAY** • Throughout our lives we face many kinds of tests. Most tests while you are growing up will be school tests, but there are other kinds of tests too. Today we will hear about a time God put Abraham to the test!

## Activity page (5 minutes)

- "What's Missing?" activity page,
- 1 per kid
- pencils or markers

Invite kids to complete the "What's Missing?" activity page. In each picture, kids will draw in the missing bit of equipment. Make sure kids realize that the last picture is Abraham and Isaac going to offer a sacrifice to God.

**SAY** • The last picture on the activity page showed Abraham and Isaac on their way to make a sacrifice to God. What they did not seem to have with them was an animal to sacrifice. Why do you think they would go to offer a sacrifice with nothing to sacrifice? We'll learn more about that soon.

## Session starter (10 minutes)

### OPTION 1: Tangled up

Invite the kids to stand in a circle. Each kid should reach across the circle to take hands with two other kids. Once each kid is holding hands with two other kids, instruct the group to untangle themselves bit by bit by stepping over or under each other's arms. When they are finished, they should all be standing in a circle hand-in-hand. Some kids may end up facing outward, but all should be able to have their arms uncrossed.

**SAY** • What a tangled mess you all were in! Today we will hear a story that ends with Abraham finding a ram tangled up in the bushes. We'll hear more about it soon.

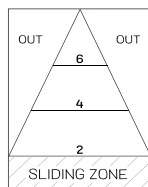
### OPTION 2: Climb the mountain

Create a shuffle board game by drawing a rectangle along the bottom three inches of a sheet of poster board. Draw a triangle coming off the rectangle where the top point reaches the far side of the poster. Then divide the triangle into three levels. The top-most section will be worth six points, the middle section worth four, and the bottom section worth two. See the picture in the margin for more detail on the pattern. Allow kids to take turns sliding quarters or buttons to see who can score the most points by having their quarter stop on the different values. Quarters that go too far are worth none.

**SAY** • Today we will hear about a time Abraham and Isaac climbed a mountain. What do you think they did on the mountaintop?

**LOW  
PREP**

- poster board
- markers
- quarters, buttons, or other similarly shaped objects



## Transition to teach the story

# TEACH the Story



**SESSION TITLE:** Abraham and Isaac

**BIBLE PASSAGE:** Genesis 22

**STORY POINT:** Abraham trusted God even when he did not understand God's plan.

**KEY PASSAGE:** Galatians 3:29

**BIG PICTURE QUESTION:** Why can we trust God? We can trust God because He is faithful and does everything for His glory and our good.

## Countdown

• countdown video

Show the countdown video as you transition to teach the story. Set it to end as the session begins.

## Introduce the session (3 minutes)

• leader attire  
• Bible

*[Leader enters wearing an apron, a large sun hat, and gardening gloves. He or she is carrying a Bible.]*

**LEADER** • Hello, everyone! Welcome back to my garden.

I'm glad you could come. I have been working on a new fertilizer. One of the main components is *compost*. *Compost* is a kind of soil that is made from the dead material of other plants. You can throw all kinds of stuff into compost: banana peels, coffee grounds, apple cores, grass clippings, leaves. All the material from dead plants breaks down. The nutrients that were stored in the dead plants can help the new plants grow stronger.

In some ways, it actually reminds me of our story today. For example, when a plant dies, I add it to the compost pile to become rich soil; that's kind of similar to how Abraham offered sacrifices to honor God. The animal would be killed, but Abraham's

faith was growing stronger as a result. Today we are going to learn about a time Abraham was asked to sacrifice something he loved very much—his own son.

## Big picture question (1 minute)

**LEADER** • You might be thinking, *that sounds impossibly hard!* But let's review our big picture question. ***Why can we trust God? We can trust God because He is faithful and does everything for His glory and our good.*** That means that even when God's plans don't make sense to us, we can trust that things will work out the right way when we obey Him. It's important to remember this because what we think is best is not always what God knows is best for us. God's plans are always better than ours.

## Giant timeline (1 minute)

Show the giant timeline. Point to individual Bible stories as you review.

• Giant Timeline

**LEADER** • We see that truth very clearly in the life of Abraham. Last week, we learned that even though Abraham had grown old, God still planned to use him. In fact, **God made a covenant to bless the whole world through Abraham.** Abraham trusted God because he understood that God's plans were better than his own.

• Bibles  
• "Abraham and Isaac" video  
• Big Picture Question Poster  
• Bible Story Picture Poster  
• StoryPoint Poster

## Tell the Bible story (10 minutes)

Open your Bible to Genesis 22. Use the Bible storytelling tips on the Bible story page to help you tell the story, or show the Bible story video "Abraham and Isaac."

**LEADER** • I can't imagine being asked to sacrifice my son.

During those days, offering a sacrifice was a way to show that you love and trust God. Sometimes a sacrifice would be grain or oil, but often it meant killing an animal. When God asked Abraham to offer Isaac, it was a very difficult test to see if Abraham trusted God completely.

You see, God had already made a covenant with Abraham, and God had promised Abraham a large family. Abraham had waited so many years for a son, and giving Isaac up would have been especially difficult and scary. Even so, Abraham showed that He would obey God no matter what God commanded.

**Abraham trusted God even when he did not understand God's plan.**

We can get a glimpse of how much Abraham trusted God by what he said to his servants and by how he answered Isaac's question about the lamb. Abraham asked his servants to stay with the donkey, but the Bible tells us that he said, "The boy and I will go over there to worship; then we'll come back" (Gen. 22:5). He told Isaac, "God himself will provide the lamb" (Gen. 22:8). Abraham probably did not know what was going to happen on that mountaintop, but he knew that God would keep His promises one way or another.

God did not want Abraham to hurt his son. God stopped Abraham and provided a ram to be the sacrifice. God provided a way for Isaac to be saved. That sounds familiar though, doesn't it? Can you all think of another situation where God provided a way to be saved? [*Allow responses.*] Yeah! He sent Jesus!

## Christ connection

**LEADER** • Abraham showed his love for God by being willing to sacrifice his son Isaac. God provided a ram instead. This is how God showed His love for us: He sent His Son, Jesus, to die on the cross so that we could have eternal life through Him.

Each of us deserves punishment and death because of the sin in our lives, but God loves us even in our sin. God does not want us to die and be separated from Him. He sent Jesus to take our sins. Jesus died on the cross and rose again on the third day. This proved that He had defeated sin and death. When we believe in Jesus, God forgives our sin and gives us new life.

Note: You may use this opportunity to use Scripture and the guide provided to explain how to become a Christian. Make sure kids know when and where they can ask questions.

## Questions from kids video (3 minutes)

Show the “Unit 2, Session 2” questions from kids video. Prompt kids to think about how we know we can trust God. Guide them to discuss things God has done that help us trust Him.

• “Unit 2, Session 2” questions from kids video



## Missions moment (3 minutes)

**LEADER** • When God first called DJ’s mom and dad to be missionaries, they moved to a country in South Asia. Before long, they had to return to the United States. Although leaving South Asia was difficult, they trusted God’s plan. Now they get to share the gospel with South Asians in Canada! Many South Asians live there. Let’s see how DJ’s family is telling people about Jesus and how we can be a part of their work.

Show the “Giving Matters” missions video.

• “Giving Matters” missions video

- Key Passage Poster
- “The Promise” song

## Key passage (5 minutes)

Show the key passage poster. Lead the boys and girls to read together Galatians 3:29.

**LEADER** • We know that God’s covenant with Abraham included a promise of a big family that would bless the world. Amazingly, this key passage teaches us that when we believe in Jesus, we are included in that promise! We are blessed by Jesus so that we can bless others by telling them about Jesus.

- “My Father’s World” song

## Sing (4 minutes)

**LEADER** • Let’s sing together. God is good and faithful, and His plans are for His glory and our good. Sing together “My Father’s World.”

## Pray (2 minutes)

Invite kids to pray before dismissing to apply the story.

**LEADER** • Father, thank You for sending Jesus to be the perfect sacrifice we needed to take away our sin. Help us to trust You more each day and always obey Your plans. Give us eyes to see those around us who need to hear about You. Give us courage to act when we do. Amen.

## Dismiss to apply the story



## The Gospel: God's Plan for Me

Ask kids if they have ever heard the word *gospel*. Clarify that the word *gospel* means “good news.” It is the message about Christ, the kingdom of God, and salvation. Use the following guide to share the gospel with kids.



**God rules.** Explain to kids that the Bible tells us God created everything, and He is in charge of everything. Invite a volunteer to read Genesis 1:1 from the Bible. Read Revelation 4:11 or Colossians 1:16-17 aloud and explain what these verses mean.



**We sinned.** Tell kids that since the time of Adam and Eve, everyone has chosen to disobey God. (Romans 3:23) The Bible calls this sin. Because God is holy, God cannot be around sin. Sin separates us from God and deserves God's punishment of death. (Romans 6:23)



**God provided.** Choose a child to read John 3:16 aloud. Say that God sent His Son, Jesus, the perfect solution to our sin problem, to rescue us from the punishment we deserve. It's something we, as sinners, could never earn on our own. Jesus alone saves us. Read and explain Ephesians 2:8-9.



**Jesus gives.** Share with kids that Jesus lived a perfect life, died on the cross for our sins, and rose again. Because Jesus gave up His life for us, we can be welcomed into God's family for eternity. This is the best gift ever! Read Romans 5:8; 2 Corinthians 5:21; or 1 Peter 3:18.



**We respond.** Tell kids that they can respond to Jesus. Read Romans 10:9-10,13. Review these aspects of our response: Believe in your heart that Jesus alone saves you through what He's already done on the cross. Repent, turning from self and sin to Jesus. Tell God and others that your faith is in Jesus.

Offer to talk with any child who is interested in responding to Jesus. Provide *I'm a Christian Now* for new Christians to take home and complete with their families.

# APPLY the Story



**SESSION TITLE:** Abraham and Isaac

**BIBLE PASSAGE:** Genesis 22

**STORY POINT:** Abraham trusted God even when he did not understand God's plan.

**KEY PASSAGE:** Galatians 3:29

**BIG PICTURE QUESTION:** Why can we trust God? We can trust God because He is faithful and does everything for His glory and our good.

## Key passage activity (5 minutes)

- Key Passage Poster
- masking tape
- string
- "The Promise" song.

Write each word of the key passage on a bit of masking tape. Then attach the bits of tape to a length of string. Run the string with the key passage words attached around the room to create a tangle. Invite the kids to untangle the string and read each word aloud as they get to it. When they finish, they will have said the key passage. Say the passage together again; then you may sing "The Promise."

**SAY** • Our key passage is a beautiful reminder that

God kept His promise to Abraham. We are now considered part of Abraham's family if we believe in Jesus. The blessings promised to Abraham are ours through Jesus.

## Discussion & Bible skills (10 minutes)

- Bibles, 1 per kid
- Story Point Poster

Distribute a Bible to each kid. Help them find Genesis 22. Use this time to practice Bible skills with your group, asking them to find a few different verses in Genesis 22. Remind the kids that the Bible is divided into two sections, the Old and New Testament, and each Testament has different divisions. Ask them which division Genesis is in. (*the Law*)

Ask the following questions. Lead the group to discuss:

1. What difficult thing did God tell Abraham to do?  
*(offer his son Isaac as a sacrifice, Gen. 22:2)*
2. When Isaac asked where the lamb for sacrifice was, what did Abraham say? *(“God Himself will provide the lamb,” Gen. 22:8)*
3. What happened before Abraham hurt Isaac? *(An angel stopped him, and God provided a ram for sacrifice; Gen. 22:11-14)*
4. Why do you think Abraham obeyed God? *Guide kids to see that Abraham trusted God completely. He believed that God would uphold the covenant He made no matter what. God had promised that the covenant would be carried through to Isaac, so Abraham believed that Isaac would survive.*
5. What makes obeying God difficult? What can we do when we are tempted to ignore or disobey God? *Guide kids to see that we don’t always understand why God does the things He does. Help them see that trusting God means obeying even when it doesn’t seem to make sense. Remind them that prayer and studying scripture can help us obey Him.*
6. How does this story point us to Jesus? *Guide the kids to see that just as Abraham was asked to offer his only son as sacrifice, God offered Jesus, His only Son as a sacrifice for sin. Help the kids see that just as God provided a ram so that Isaac would live, God provided Jesus so that we could live despite deserving death as punishment for sin.*

**SAY • Abraham trusted God even when he did not understand God’s plan.** God’s plan has always been Jesus, and we trust Him for salvation.

- shoe box with lid
- brown packing paper
- finger paints
- wet wipes for cleanup

Tip: Use this activity option to reinforce the missions moment in Teach the Story.

## Activity choice (10 minutes)



### OPTION 1: Missions moment giving box

Wrap a shoe box, both the box and the lid, with brown packing paper. Cut a ½-by-2-inch slot in the top. Provide the kids with different colors of finger paints and allow them to decorate the box with handprints or other designs. Use this box week by week to collect offerings from kids to go toward your church's global missions fund.

**SAY** • Being a missionary is a great way to serve God, but missionaries need people who give generously to help them travel to and live in other countries. We will use this giving box to help us collect money that will help missionaries serve God by traveling to other places with the gospel.

But remember, we can live on mission right where we are! When we love other people and tell them about Jesus, we are part of God's mission just as we are if we give money to help fund mission work.

### OPTION 2: I trust you 100 percent

Write different occupations on index cards. On another set of cards, write situations in which you may need the skills of each occupation. Invite the kids to take turns drawing cards from each set. Ask the kids to discuss which occupations they would trust with each situation.

Suggested occupations: teacher, doctor, police officer, mechanic, actor, athlete, and so forth.

Suggested situations: your car breaks down, you have a stomachache, your favorite toy is stolen, you need help with math, you want to get better at a sport, you are trying out for the school play, and so forth.

**SAY** • We have different opinions about how trustworthy

## LOW PREP

- index cards
- pens or pencils

a person should be to have certain jobs. And a person you trust about one topic may not be very trustworthy about another topic. I wouldn't necessarily trust my mechanic to give me medical advice or my doctor to fix my car.

The people we trust will sometimes let us down, but we can always trust God. ***Why can we trust God? We can trust God because He is faithful and does everything for His glory and our Good.***

### **Reflection and prayer (5 minutes)**

Distribute a sheet of paper to each child. Ask the kids to write about or draw a picture to answer the following questions:

- What does this story teach me about God or about the gospel?
- What does this story teach me about myself?
- Whom can I tell about this story?

Make sure to send the activity page and any other pages home with the kids so that parents can see what their kids have been learning.

If time remains, take prayer requests or allow kids to complete the Bible story coloring page provided with this session. Pray for your group.

- pencils and crayons
- paper
- Bible Story Coloring Page, 1 per kid

Tip: Give parents this week's Big Picture Cards for Families to allow families to interact with the biblical content at home.



Use Week of:

## Unit 2 • Session 3

# Isaac and Rebekah

### BIBLE PASSAGE:

Genesis 24

### STORY POINT:

God gave Isaac a wife to keep His covenant with Abraham.

### KEY PASSAGE:

Galatians 3:29

### BIG PICTURE QUESTION:

Why can we trust God? We can trust God because He is faithful and does everything for His glory and our good.

**INTRODUCE THE STORY**  
(10–15 MINUTES)  
**PAGE 140**



**TEACH THE STORY**  
(25–30 MINUTES)  
**PAGE 142**



**APPLY THE STORY**  
(25–30 MINUTES)  
**PAGE 148**



Additional resources for each session are available at [gospelproject.com](http://gospelproject.com). For free training and session-by-session help, visit [www.ministrygrid.com/web/thegospelproject](http://www.ministrygrid.com/web/thegospelproject).

## LEADER Bible Study

After God tested Abraham, Abraham named the place “The LORD Will Provide” (Gen. 22:14). God repeated His promise to Abraham: “I will indeed bless you and make your offspring as numerous as the stars of the sky ... And all the nations of the earth will be blessed by your offspring” (Gen. 22:17-18).

God blessed Abraham’s life, and he was about 140 years old when he asked his most trusted servant to go to his relatives and find a wife for his 40-year-old son Isaac. Abraham believed God would keep His promise; he trusted that God had a wife for Isaac and that Isaac would have a family because he was the child chosen by God to carry the family line—to follow God, to lead the family, and to teach the next generation to follow God too.

Abraham’s servant asked God for a clear sign of who should be Isaac’s wife. When Rebekah appeared and agreed to give water to the servant—and also, she offered, to his camels—the servant knew God was at work. He responded with worship: “Blessed be the LORD, the God of my master Abraham, who has not withheld his kindness and faithfulness from my master” (Gen. 24:27).

Rebekah introduced the servant to her family, including her brother Laban. The servant recounted the events, and everyone agreed the Lord had chosen Rebekah to be Isaac’s wife. She traveled with the servant hundreds of miles to Abraham’s house. When she saw Isaac, she covered herself with a veil. The servant told Isaac everything that had happened. Then Isaac married Rebekah and loved her.

God provided Rebekah as a wife for Isaac as part of His covenant to bless the whole world through Abraham’s family. One day, Jesus would be born into Abraham’s family as the promised Savior.



# The BIBLE Story

## Isaac and Rebekah

*Genesis 24*

When Abraham was old and his son Isaac was grown, Abraham wanted to find a wife for Isaac. He said to his servant, “Go to the land of my relatives and find a wife for my son.”

The servant agreed to go. He took with him ten of Abraham’s camels and all kinds of gifts. **When he got to the land, he went to a well.** It

was evening, and he knew the women from the town would soon come to the well to get water.

The servant wanted to find the right wife for Isaac, so he prayed. “God, help me find a wife for Isaac. I will ask a girl for a drink of water. If she is the one Isaac should marry, let her also give water to my camels.” When the servant looked up, he saw Rebekah.

She was beautiful and had never been married. The servant asked her for a drink of water.

“Drink,” she said. “I will also give water to your camels.”

Abraham’s servant watched Rebekah.

When the camels had enough water, the servant gave Rebekah a gold ring and two bracelets.

“Whose daughter are you?” he asked. Rebekah said, “I am the daughter of Bethuel.” The servant asked to stay at her father’s house. Then the servant praised God for providing a wife for Isaac.



**Rebekah ran home and told her family what had happened. Rebekah's brother Laban invited Abraham's servant into their home.** The family set a meal before the servant, but he did not want to eat. "First, let me tell you why I am here," he said. **The servant told them about Abraham and Isaac and how God showed him that Rebekah should be Isaac's wife.**

Rebekah's family believed that God wanted Rebekah to be Isaac's wife. The servant brought out gifts for Rebekah and her family. **The next day, Rebekah went with Abraham's servant to the land of Canaan.**

In the evening, Isaac was walking in the field when he saw the camels coming. Rebekah got down from her camel and covered herself with her veil. **The servant told Isaac everything that had happened. Isaac married Rebekah and loved her.**

## **Bible Storytelling Tips**

- **Use your voice:** Pause and allow for silence between paragraphs or scenes to emphasize moments of travel or the passage of time.
- **Use props:** Show figures of a man (Abraham's servant), a woman (Rebekah), and camels. Move them around as you tell the story.

*Christ Connection: God provided Rebekah as a wife for Isaac as part of His covenant to bless the whole world through Abraham's family. One day, Jesus would be born into Abraham's family as the promised Savior.*

# INTRODUCE the Story



**SESSION TITLE:** Isaac and Rebekah

**BIBLE PASSAGE:** Genesis 24

**STORY POINT:** God gave Isaac a wife to keep His covenant with Abraham.

**KEY PASSAGE:** Galatians 3:29

**BIG PICTURE QUESTION:** Why can we trust God? We can trust God because He is faithful and does everything for His glory and our good.

---

## Welcome time

Greet each kid as he or she arrives. Use this time to collect the offering, fill out attendance sheets, and help new kids connect to your group. Prompt kids to discuss a time they were given a specific job to do, or sent “on a mission.” Did they take out the trash? Did they have to deliver a note to another teacher in school?

**SAY** • Being trusted with a task can make you feel very important and special. But it can also be a little scary if the task is something you don’t know for sure how to do. Today we will hear about one of Abraham’s servants doing something very important.

## Activity page (5 minutes)

- “Here Camel, Camel” activity page,
- 1 per kid
- pencils or markers

Invite kids to complete the “Here Camel, Camel” activity page. Instruct kids to find and circle 10 camels, 1 gold ring, and 2 bracelets hidden in the Bible story art.

**SAY** • Today we will hear a story about how God provided a wife for Isaac. The story includes the items you found hidden in the picture. What do you think camels, bracelets, and a gold ring might have to do with our story today? We’ll find out soon!

## Session starter (10 minutes)

**LOW  
PREP**

### OPTION 1: Abraham's camels

Invite the kids to sit in a circle and teach them the following song. (Sung to the tune of "Dry Bones")

"Abraham's camels had five drinks,  
Abraham's camels had five drinks,  
Abraham's camels had five drinks  
So Isaac found a wife."

Repeat the verses counting down from five.

**SAY** • That was a fun song. Why do you think Abraham's camels' drinking would have anything to do with Isaac's finding a wife? It may sound strange, but Abraham's servant asked God for a sign, and that sign had to do with camels getting water to drink! We'll learn more about it soon.

### OPTION 2: Ring toss

Fill each two-liter bottle at least halfway with water so they will be harder to knock over. Screw the lids on tightly to avoid spills if they do fall over. Set them up in a triangle pattern, like bowling pins. Instruct the kids to line up and take turns tossing plastic bangles at the bottles. Award points when a bangle lands around the neck of a bottle. You may assign higher point values to certain bottles. At the end of the game, the kid with the most points wins.

- two-liter bottles, 10
- plastic bangles
- water

**SAY** • In our story today, we will learn that Abraham's servant went to find a wife for Abraham's son Isaac. The servant found a wife for Isaac and gave her bracelets and a ring to show that she would marry Isaac and he would take care of her.

## Transition to teach the story

# TEACH the Story



**SESSION TITLE:** Isaac and Rebekah

**BIBLE PASSAGE:** Genesis 24

**STORY POINT:** God gave Isaac a wife to keep His covenant with Abraham.

**KEY PASSAGE:** Galatians 3:29

**BIG PICTURE QUESTION:** Why can we trust God? We can trust God because He is faithful and does everything for His glory and our good.

## Countdown

• countdown video

Show the countdown video as you transition to teach the story. Set it to end as the session begins.

## Introduce the session (3 minutes)

- leader attire
- fuzzy pom-pom  
glued to the end of a  
short stick
- Bible

*[Leader enters wearing an apron, a large sun hat, and gardening gloves. He or she is carrying a Bible and a fuzzy pom-pom glued to the end of a short stick.]*

**LEADER** • Hey, friends! Welcome back to my garden. I'm glad you are here. I have a bit of a problem with my research. In the wild, bees, hummingbirds, and other small creatures that drink the nectar flowers make will carry some pollen from one flower to the next so that flowers can make new seeds. In my controlled experiments, there are no pollinators to carry pollen from one flower to the next, so I've had to come up with new solutions.

This is one of my favorites! I call it the *Poll-o-nator 5000*. It's just a fuzzy pompom glued to a stick, but I can lightly touch the fuzz to the inside of the flower, and little bits of pollen stick to it, like they would to a bee's fuzzy body. Then I tap the fuzz to other

flowers to transfer some pollen and pick up new pollen. That's how flowers make new seeds.

It reminds me a little of our story, because Isaac, Abraham's son, needed a wife so that he could start his family. The way God provided a wife for Isaac was a little different, just like the way I found to pollinate my flowers was a little different! Let's get into it.

### Big picture question (1 minute)

**LEADER** • Remember that our big picture question and answer is, ***Why can we trust God? We can trust God because He is faithful and does everything for His glory and our good.*** As we learn about Isaac and his wife, think about the ways God's plans bring glory to Him and good to us.

### Giant timeline (1 minute)

Show the giant timeline. Point to individual Bible stories as you review. - Giant Timeline

**LEADER** • Remember, we learned two weeks ago that **God made a covenant to bless the all the world through Abraham.** Abraham did not have a large family at that time, but God promised that he would. Soon, Abraham had a son—Isaac—just as God had promised. When God asked Abraham to offer Isaac as a sacrifice, **Abraham trusted God even when he did not understand God's plan.** Thankfully, God provided a ram for sacrifice instead. When Isaac grew up, he needed a wife in order to start a family of his own. Today we will learn about how God provided a wife. Our story is called “Isaac and Rebekah.”

- Bibles
- "Isaac and Rebekah" video
- Big Picture Question Poster
- Bible Story Picture Poster
- Story Point Poster

## Tell the Bible story (10 minutes)

Open your Bible to Genesis 24. Use the Bible storytelling tips on the Bible story page to help you tell the story, or show the Bible story video "Isaac and Rebekah."

**LEADER** • God really showed His faithfulness, didn't He?

Abraham asked his servant to find a wife for Isaac, and the servant wanted to be sure he found the right woman. He prayed to God for help, and God provided a sign. God wanted to provide a wife for Isaac even more than Abraham or Isaac wanted Isaac to have a wife. God loves to work out His plans.

That's an important thing to realize. Sometimes, we can be tempted to imagine God as a kind of security guard who spends time in heaven watching to see if we mess up and choose sin. That is not at all what God is like. God does hate sin, but He wants to help us obey Him and choose His plans over our own. **God gave Isaac a wife to keep His covenant with Abraham.** Abraham's servant trusted God to help him find the right woman for Isaac to marry. God wanted to continue working His plan to send Jesus. God is faithful because that is who He is, not because we earn His favor.

## Christ connection

**LEADER** • The Bible teaches us that we cannot earn God's favor. We are all born in sin, and nothing we can do on our own will save us from that sin. Thankfully, God knew we were helpless and so He planned all along to save us.

God provided Rebekah as a wife for Isaac as part of His covenant to bless the whole world through

Note: You may use this opportunity to use Scripture and the guide provided to explain how to become a Christian. Make sure kids know when and where they can ask questions.



Abraham's family. One day, Jesus would be born into Abraham's family as the promised Savior. Jesus lived a perfect life and died the death we deserved. On the third day, Jesus rose from the dead to make the way for us to have forgiveness of sin and eternal life with God. Jesus is the ultimate proof that God's plans are for His glory and our good. And that's the answer to our big picture question. ***Why can we trust God? We can trust God because He is faithful and does everything for His glory and our good.***

### Questions from kids video (3 minutes)

Show the "Unit 2, Session 3" questions from kids video. Prompt kids to think about why God wants people to pray. Guide them to discuss the fact that prayer helps us learn to trust God. Can they think of any specific times God has answered their prayers?

• "Unit 2, Session 3"  
questions from kids  
video



### Missions moment (3 minutes)

**LEADER** • Rebekah obeyed God by leaving her home and marrying Isaac. Missionaries also obey God by going! They go so that they can tell people living in other places about Jesus. In this video, DJ and his mom leave their home in Canada to help their friends who are Christian workers in South Asia.

Show the "They Matter to Jesus (Part 1)" missions video.

• "They Matter to  
Jesus (Part 1)"  
missions video

### Key passage (5 minutes)

Show the key passage poster. Lead the boys and girls to read together Galatians 3:29.

**LEADER** • One wonderful thing about this key passage is

• Key Passage Poster  
• "The Promise" song

that it tells us that we are part of Abraham's family if we trust in Jesus. That means the covenant promises to be blessed apply to us! Those blessings are not physical possessions or wealth, but something much better: eternal life with God!

### **Sing (4 minutes)**

• "Our Creator and King" song

**LEADER** • God's plans are good and good for us. Let's take some time to praise Him!  
Sing together "Our Creator and King."

### **Pray (2 minutes)**

Invite kids to pray before dismissing to apply the story.

**LEADER** • God, thank You for the love You show us. Thank You that Your plans cannot be stopped. Help us to trust You and obey You as You invite us to live on mission for You. Amen

### **Dismiss to apply the story**

## The Gospel: God's Plan for Me

Ask kids if they have ever heard the word *gospel*. Clarify that the word *gospel* means “good news.” It is the message about Christ, the kingdom of God, and salvation. Use the following guide to share the gospel with kids.



**God rules.** Explain to kids that the Bible tells us God created everything, and He is in charge of everything. Invite a volunteer to read Genesis 1:1 from the Bible. Read Revelation 4:11 or Colossians 1:16-17 aloud and explain what these verses mean.



**We sinned.** Tell kids that since the time of Adam and Eve, everyone has chosen to disobey God. (Romans 3:23) The Bible calls this sin. Because God is holy, God cannot be around sin. Sin separates us from God and deserves God's punishment of death. (Romans 6:23)



**God provided.** Choose a child to read John 3:16 aloud. Say that God sent His Son, Jesus, the perfect solution to our sin problem, to rescue us from the punishment we deserve. It's something we, as sinners, could never earn on our own. Jesus alone saves us. Read and explain Ephesians 2:8-9.



**Jesus gives.** Share with kids that Jesus lived a perfect life, died on the cross for our sins, and rose again. Because Jesus gave up His life for us, we can be welcomed into God's family for eternity. This is the best gift ever! Read Romans 5:8; 2 Corinthians 5:21; or 1 Peter 3:18.



**We respond.** Tell kids that they can respond to Jesus. Read Romans 10:9-10,13. Review these aspects of our response: Believe in your heart that Jesus alone saves you through what He's already done on the cross. Repent, turning from self and sin to Jesus. Tell God and others that your faith is in Jesus.

Offer to talk with any child who is interested in responding to Jesus. Provide *I'm a Christian Now!* for new Christians to take home and complete with their families.

# APPLY the Story



**SESSION TITLE:** Isaac and Rebekah

**BIBLE PASSAGE:** Genesis 24

**STORY POINT:** God gave Isaac a wife to keep His covenant with Abraham.

**KEY PASSAGE:** Galatians 3:29

**BIG PICTURE QUESTION:** Why can we trust God? We can trust God because He is faithful and does everything for His glory and our good.

---

## Key passage activity (5 minutes)

- Key Passage Poster
- "The Promise" song

Ask for volunteers to say the verse from memory. Praise the efforts of each kid who tries, and help kids along if they get stuck. Then invite the kids to stand in a circle. Say the first word of the verse; then point to another kid. She will say the second word and point to a new kid, who will say the third word. Play continues until kids say the whole verse. You may sing the key passage song.

**SAY** • Our key passage teaches that being a part of Abraham's family is as easy as trusting in Jesus for forgiveness! Jesus was the blessing that God promised to Abraham, and He is our blessing too! When we tell others about Jesus' love, we spread that blessing to others.

## Discussion & Bible skills (10 minutes)

- Bibles, 1 per kid
- Story Point Poster

Distribute a Bible to each kid. Help them find Genesis 24. Review what you have been learning about how to find specific passages of Scripture. Discuss the ways the Bible is divided and remind the kids which divisions Genesis is a part of. (*Old Testament and Books of the Law*) Then read the Bible passages or review the Bible story using the bolded

text of the Bible story.

Ask the following questions. Lead the group to discuss:

1. What sign did Abraham's servant ask God for? (*He asked that a woman would offer water to the camels if he asked for a drink, Gen. 24:14*)
2. What did Abraham's servant give Rebekah after she gave water to the camels? (*a gold ring and two gold bracelets, Gen. 24:22*)
3. How did Rebekah's family feel about her marrying Isaac? (*They believed it was God's plan, Gen. 24:50-51*)
4. How was Rebekah important to God's plan? *Guide kids to see that for Abraham's family to keep growing, Isaac would need a family of his own. Discuss ways God uses ordinary people in His extraordinary plans.*
5. How can we be sure that God has plans for us? *Guide kids to see that God's promises to Abraham apply to us, too. Remind them that our "spiritual" family grows each time a person believes in Jesus. We have been given a mission to spread the gospel.*
6. How do we know what God has planned for us? *Guide kids to remember the servant's prayer for guidance in selecting a wife for Isaac. Encourage kids to go to God in prayer when they feel uncertain. Ensure they know that God wants us to obey the commands in His Word.*

**SAY • God gave Isaac a wife to keep His covenant**

**with Abraham.** God's plan to send Jesus through Abraham's family required Isaac to have a family of his own. God sent Rebekah to Abraham's servant, and when she offered the camels water, the servant knew that she was the woman God had chosen to be Isaac's wife. God made Rebekah a part of His plan to send Jesus to save sinners.

## LOW PREP

- “Family in Canada” printable
- crayons
- paper

Tip: Use this activity option to reinforce the missions moment in Teach the Story.

### Activity choice (10 minutes)



#### OPTION 1: Gospel pictures

Print the “Family in Canada” printable. Invite volunteers to hold each picture. If your group is able to read, ask them to read the captions beneath each picture. Then give each kid a sheet of paper and crayons. Ask them to draw pictures showing ways they can share the gospel with people they know. Then, help them write captions that explain their drawings.

#### SAY • God gave Isaac a wife to keep His covenant with

**Abraham.** Through Isaac’s family, God blessed the world by sending Jesus. God is using DJ’s family to bless people too! They share the gospel with South Asians living in Canada. We can show Jesus love and tell others about Jesus to bless them, just as DJ’s family does! We can live on mission right where we are.

#### OPTION 2: The power of prayer

Provide the kids with paper, bar magnets, and paper clips. Show the kids how the magnet can control the movement of the paper clips even through the sheet of paper. Let the kids try to control the paper clips through other materials, like cloth or plastic. Explain that the magnets represent God’s power to move our hearts towards thinking, saying, and doing the things He wants us to.

SAY • When we pray, we can tell God how we feel or ask Him to help us with different situations we may face.

#### God gave Isaac a wife to keep His covenant with

**Abraham.** At first, Abraham’s servant was not sure how he would find the woman God wanted to be Isaac’s wife, so he prayed and asked God for help.

- paper
- paper clips
- bar magnets
- cloth, plastic, or other materials (optional)

God showed His plan when Rebekah offered water to the camels. God hears our prayers and will answer them, even if it's not always the way we want or expect. Prayer is a powerful way for us to experience God's love and plan for our lives. We pray any time we speak to God. Prayer helps us set our minds and hearts on God to follow His plan.

### **Reflection and prayer (5 minutes)**

Distribute a sheet of paper to each child. Ask the kids to write about or draw a picture to answer the following questions:

- What does this story teach me about God or about the gospel?
- What does this story teach me about myself?
- Whom can I tell about this story?

Make sure to send the activity page and any other pages home with the kids so that parents can see what their kids have been learning.

If time remains, take prayer requests or allow kids to complete the Bible story coloring page provided with this session. Pray for your group.

• pencils and crayons  
• paper  
• Bible Story Coloring  
Page, 1 per kid

Tip: Give parents this week's Big Picture Cards for Families to allow families to interact with the biblical content at home.





Use Week of:

## Unit 2 • Session 4

# God's Promise to Isaac

### BIBLE PASSAGE:

Genesis 25–26

**STORY POINT:** God's covenant with Abraham continued with Isaac's family.

### KEY PASSAGE:

Galatians 3:29

### BIG PICTURE QUESTION:

Why can we trust God? We can trust God because He is faithful and does everything for His glory and our good.

**INTRODUCE THE STORY**  
(10–15 MINUTES)  
**PAGE 156**



**TEACH THE STORY**  
(25–30 MINUTES)  
**PAGE 158**



**APPLY THE STORY**  
(25–30 MINUTES)  
**PAGE 164**



Additional resources for each session are available at [gospelproject.com](http://gospelproject.com). For free training and session-by-session help, visit [www.ministrygrid.com/web/thegospelproject](http://www.ministrygrid.com/web/thegospelproject).

## LEADER Bible Study

In His covenant with Abraham, God promised land, descendants, and a blessing to all the nations of the earth. (Gen. 22:17-18) God would keep His promise through every generation, choosing one person to carry the line until one day, a child would be born into the family who would be the promised One. God reaffirmed the promise to Abraham's son Isaac. Isaac was the next child chosen to carry the family line.

After 20 years of marriage, Isaac and Rebekah still did not have children. Isaac prayed that God would give Rebekah a child, and God answered his prayer. Rebekah became pregnant with twins, but the pregnancy was difficult. The twins fought inside her, and Rebekah asked God, "Why is this happening to me?"

God explained His plan for the twins. The boys' families would become two nations (from Esau, the nation of Edom; from Jacob, the nation of Israel), one stronger than the other. And the older son would serve the younger. This was uncommon; the firstborn had a birthright—a double portion of the inheritance. But this prophecy showed God had chosen the younger twin to inherit the promise made to Abraham.

Jacob and Rebekah's boys were born and the older, Esau (EE saw), was unlike the younger, Jacob. Esau became a hunter, and Jacob stayed at home. One day, Esau agreed to give his birthright to Jacob in exchange for some bread and a bowl of stew.

Isaac may have perceived the conflict between brothers as a threat to the covenant. But God appeared to Isaac at Gerar reaffirmed His promise of land, descendants, and a blessing to all the nations of the earth. (Gen. 26:4) He encouraged Isaac to be faithful like Abraham. God was at work in each generation. He showed grace by extending the promise to those who had no innate right to it, to those who did not deserve it.

# The BIBLE Story

## God's Promise to Isaac

*Genesis 25–26*

**Abraham's son Isaac was married to a woman named Rebekah.** After many years, they still did not have any children. **Isaac prayed and asked God for a child. God blessed Isaac and answered his prayer.**

**Rebekah became pregnant with twins, but the two babies fought inside of her, and Rebekah was worried.**

**"Why is this happening?"**

**Rebekah asked the Lord. The Lord told Rebekah part of His plan.** God said, "Two people will come from you. They will grow up and have families who will be two separate nations. One nation will be stronger than the other, and the older child will serve the younger."

**When Rebekah's babies were born, the first brother was red-looking and hairy.**


They **named him Esau** (EE saw).

**The younger brother was born holding onto Esau's heel, and they named him Jacob.**

**When the boys grew up,** Esau was a hunter and Jacob stayed at home. One day,

**Jacob was cooking a stew when Esau came in from the field.** He was exhausted. **"Let me eat some of that," he said.**

**Jacob said, "First sell me your birthright." Esau did not care about his birthright, so he agreed to give it to Jacob for some bread**



and stew.

**Some time later, there was a famine in the land. Isaac went to Gerar (geh RAHR). The Lord appeared to Isaac and said, “Live in the land I will tell you about. I will be with you and bless you. I will give all these lands to you and your descendants. I will keep the promise I made to your father Abraham.”**

**God said He would give Isaac a large family—as numerous as the stars—and land for his family. “All the nations of the earth will be blessed because of your family,” God said. “I will do this because Abraham listened to Me and kept My commands.”** So Isaac settled in Gerar.

*Christ Connection: God’s covenant with Abraham continued to the next generation. Esau sold his birthright, giving Jacob the right to the wonderful blessings God promised to his father Abraham. Through Jacob’s family, God would send the promised Savior to bring blessing and salvation to the world.*

## **Bible Storytelling Tips**

- **Use dramatic conversation:** Shift the position of your body to portray various people. Stand in one place when Rebekah speaks, in another for Jacob, and in a third for Esau.
- **Display art:** Show the Bible story picture or use a flannelgraph to depict the story as you tell it.

# INTRODUCE the Story



**SESSION TITLE:** God's Promise to Isaac

**BIBLE PASSAGE:** Genesis 25–26

**STORY POINT:** God's covenant with Abraham continued with Isaac's family.

**KEY PASSAGE:** Galatians 3:29

**BIG PICTURE QUESTION:** Why can we trust God? We can trust God because He is faithful and does everything for His glory and our good.

---

## Welcome time

Greet each kid as he or she arrives. Use this time to collect the offering, fill out attendance sheets, and help new kids connect to your group. Prompt kids to discuss a time they needed a reminder. Ask them if their parents ever remind them more than once to do things.

**SAY** • Sometimes we all need reminders. For some people, it helps to write things down, and for others it might be helpful to imagine pictures that are easier to remember than words. When time passes, things we once knew can fade from our minds. Today we will hear about some things God reminded Isaac of.

## Activity page (5 minutes)

- “Friendly Reminders” activity page,
- 1 per kid
- pencils or markers

Invite kids to complete the “Friendly Reminders” activity page. Help kids draw pictures or write short notes that can help them remember some of the promises God had made to Abraham and Isaac so far.

**SAY** • God had made a covenant with Abraham, and that covenant was carried through to Isaac too. God had promised to bless Isaac's family and use them in His plan to send Jesus.

## Session starter (10 minutes)

**LOW  
PREP**

### OPTION 1: Silly promises

Help the kids form pairs. Each pair of kids should take turns making silly promises. The goal is for each kid to say “I believe you” or “I don’t believe you” without laughing or smiling. Then discuss what makes a promise easy or hard to keep.

Suggested promises: I promise to always clean my belly button lint; I promise to eat only bananas; I promise to do a dance each time I blink.

**SAY** • Those were some silly promises, and some of them would be impossible to keep. Today we will hear about the ways God reminded Isaac of the promises He made. God always keeps His promises.

### OPTION 2: Trader Jake

Choose a volunteer to be *Jake*. Give that kid various toys and give the rest of the class different amounts of play money. Explain to the kids that *Jake* can provide them with toys to use, but he will decide how much to charge them in play money before they can use the toy. Let the kids play as time allows. Kids can trade toys with one another or try to sell them back to *Jake* if they wish to use new toys.

• various toys  
• play money

**SAY** • In that game, you had to trade play money with Jake if you wanted to use a toy. In our story today, we will learn about a man named Jacob who charged his older brother a very high price for a bowl of stew. What would you trade for stew?

## Transition to teach the story

# TEACH the Story



**SESSION TITLE:** God's Promise to Isaac

**BIBLE PASSAGE:** Genesis 25–26

**STORY POINT:** God's covenant with Abraham continued with Isaac's family.

**KEY PASSAGE:** Galatians 3:29

**BIG PICTURE QUESTION:** Why can we trust God? We can trust God because He is faithful and does everything for His glory and our good.

## Countdown

• countdown video

Show the countdown video as you transition to teach the story. Set it to end as the session begins.

## Introduce the session (3 minutes)

• leader attire  
• Bible

*[Leader enters wearing an apron, a large sun hat, and gardening gloves. He or she is carrying a Bible.]*

**LEADER** • Hey, everyone! Glad you could make it to my garden this week. If you have been here before, you know that I'm working on developing new fertilizers to help plants grow bigger and faster and produce more seeds. You see, plants multiply by producing seeds that can grow into new plants which produce more seeds and so on.

For my experiments, I plant the different seeds in the same kind of soil but use different fertilizers on each to see which fertilizer works best. But I also try to make sure that with each batch of seeds I'm cross-pollinating the biggest and healthiest plants with other big and healthy plants. Other traits can be passed on too, like flower color, or even leaf shape.

In some ways, it's similar to how human families



grow. You have kids who grow up to have more kids, and then those kids grow up to have kids. And all along different traits, like eye color, hair color, height, and other things can be passed from parent to child. Today we are going to hear about something that passed from Abraham to Isaac, but it didn't come from Abraham's DNA. It came from God. Let me tell you more.

### **Big picture question (1 minute)**

**LEADER** • We've seen that God chooses to use people to make His plans happen. Who remembers the question we've been exploring? [*Allow responses.*] That's exactly it. ***Why can we trust God? We can trust God because He is faithful and does everything for His glory and our good.*** As you listen to this story, pay attention to the ways God's plan for Isaac's family would glorify God and benefit us.

### **Giant timeline (1 minute)**

Show the giant timeline. Point to individual Bible stories as you review. -Giant Timeline

**LEADER** • Three weeks ago we learned that God chose Abraham and made a covenant with him. God promised Abraham a large family, good land, and blessings that would pour out to the whole world. Then we talked about how God provided a son—Isaac—for Abraham and tested Abraham by asking him to sacrifice Isaac. Last week we learned that God provided a wife for Isaac. This week we will hear how God continued to keep the covenant to grow Isaac's family. Our story is called "God's Promise to Isaac."

- Bibles
- “God’s Promise to Isaac” video
- Big Picture Question Poster
- Bible Story Picture Poster
- Story Point Poster

## Tell the Bible story (10 minutes)

Open your Bible to Genesis 25–26. Use the Bible storytelling tips on the Bible story page to help you tell the story, or show the Bible story video “God’s Promise to Isaac.”

**LEADER** • Goodness! A lot happened in that story. God’s plan to send Jesus could not be stopped. God had promised to use Abraham’s family, and **God’s covenant with Abraham continued with Isaac’s family.**

When Isaac had two sons, it was clear they would compete with one another. Not only did God explain this to Rebekah, but even when they were born, Jacob was grasping onto Esau, almost as though he was trying to pull himself ahead! We see that more clearly when Jacob convinced Esau to sell his birthright for a bowl of stew. To understand why that was a big deal, we need to talk about what a birthright was.

In those days, when children were grown, the first son would usually get double portions of animals, land, and money when his father died. Any younger brothers would, therefore, get less of an inheritance. Esau agreed to trade his birthright to Jacob, meaning that he traded a lot of future wealth for a much less valuable immediate payoff.

Isaac may have worried that his sons’ choices could mess with God’s promises to bless his family. When Isaac went to Gerar to escape the famine, God reminded Isaac that nothing, not even Esau and Jacob’s less-than-loving brotherhood, could change God’s promises. ***Why can we trust God?***

*We can trust God because He is faithful and does everything for His glory and our good.*

## Christ connection

**LEADER** • Even more than animals, land, or money, Esau's birthright included God's covenant to Isaac, which had passed to Isaac from his father. God's covenant with Abraham continued to the next generation. Esau sold his birthright, giving Jacob the right to the wonderful blessings God promised to his father Abraham. Through Jacob's family, God would send the promised Savior to bring blessing and salvation to the world.

But do you want to hear something wonderful? When we trust in Jesus, we get an amazing inheritance! We get eternal life with God and forgiveness of our sin. The best part is we don't have to think about whether we want a small value now or a large value later; God blesses us right away with love and forgiveness, and our new lives with Him last forever!

Note: You may use this opportunity to use Scripture and the guide provided to explain how to become a Christian. Make sure kids know when and where they can ask questions.

## Questions from kids video (3 minutes)

Show the "Unit 2, Session 4" questions from kids video. Prompt kids to think about why God's plans don't always make sense to us. When has God asked them to do something hard?

• "Unit 2, Session 4" questions from kids video



## Missions moment (3 minutes)

**LEADER** • **God's covenant with Abraham continued with Isaac's family.** God planned to send Jesus to bless the whole world. And He did just that!

• "They Matter to Jesus (Part 2)" missions video

DJ's friends, Auntie Hellen and Uncle Donald, are telling people in South Asia this good news. Watch the video to see how they are loving children in poverty as Jesus does.

Show the "They Matter to Jesus (Part 2)" missions video.

### **Key passage (5 minutes)**

- Key Passage Poster
- "The Promise" song

Show the key passage poster. Lead the boys and girls to read together Galatians 3:29. Then sing "The Promise."

**LEADER** • This key passage is a wonderful reminder that the blessings promised to Abraham can be ours too! When we believe in Jesus, God forgives our sin and gives us eternal life, the best blessing of all! We become part of Abraham's family, and we can pass those blessings on by loving people and telling them about Jesus.

### **Sing (4 minutes)**

- "My Father's World" song

**LEADER** • Let's praise God and sing a song of worship to Him. He is good and faithful, and He deserves all our praise.

Sing together "My Father's World."

### **Pray (2 minutes)**

Invite kids to pray before dismissing to apply the story.

**LEADER** • God, You are faithful and good. We don't always understand Your plans, but we know that they are for Your glory and our good. Help us trust You in every part of our lives. Amen.

### **Dismiss to apply the story**

## The Gospel: God's Plan for Me

Ask kids if they have ever heard the word *gospel*. Clarify that the word *gospel* means “good news.” It is the message about Christ, the kingdom of God, and salvation. Use the following guide to share the gospel with kids.



**God rules.** Explain to kids that the Bible tells us God created everything, and He is in charge of everything. Invite a volunteer to read Genesis 1:1 from the Bible. Read Revelation 4:11 or Colossians 1:16-17 aloud and explain what these verses mean.



**We sinned.** Tell kids that since the time of Adam and Eve, everyone has chosen to disobey God. (Romans 3:23) The Bible calls this sin. Because God is holy, God cannot be around sin. Sin separates us from God and deserves God's punishment of death. (Romans 6:23)



**God provided.** Choose a child to read John 3:16 aloud. Say that God sent His Son, Jesus, the perfect solution to our sin problem, to rescue us from the punishment we deserve. It's something we, as sinners, could never earn on our own. Jesus alone saves us. Read and explain Ephesians 2:8-9.



**Jesus gives.** Share with kids that Jesus lived a perfect life, died on the cross for our sins, and rose again. Because Jesus gave up His life for us, we can be welcomed into God's family for eternity. This is the best gift ever! Read Romans 5:8; 2 Corinthians 5:21; or 1 Peter 3:18.



**We respond.** Tell kids that they can respond to Jesus. Read Romans 10:9-10,13. Review these aspects of our response: Believe in your heart that Jesus alone saves you through what He's already done on the cross. Repent, turning from self and sin to Jesus. Tell God and others that your faith is in Jesus.

Offer to talk with any child who is interested in responding to Jesus. Provide *I'm a Christian Now* for new Christians to take home and complete with their families.

# APPLY the Story



**SESSION TITLE:** God's Promise to Isaac

**BIBLE PASSAGE:** Genesis 25–26

**STORY POINT:** God's covenant with Abraham continued with Isaac's family.

**KEY PASSAGE:** Galatians 3:29

**BIG PICTURE QUESTION:** Why can we trust God? We can trust God because He is faithful and does everything for His glory and our good.

---

## Key passage activity (5 minutes)

- Key Passage Poster
- sticky notes

Invite volunteers to say the verse from memory. Praise each volunteer for her effort and help fill in any gaps. Then, display the key passage using sticky notes to cover two or three words. Challenge the kids to say the verse with most of the words uncovered. Add a few sticky notes to cover more words and let them try again. Continue until the kids can say the verse with all the words covered.

**SAY** • Just as **God's covenant with Abraham continued with Isaac's family**, we know from this passage that it continues through Christians today! When we believe the truth that Jesus died for our sins and rose again on the third day, we inherit eternal life with God, the best blessing of all.

## Discussion & Bible skills (10 minutes)

- Bibles, 1 per kid
- Story Point Poster

Distribute a Bible to each kid. Help them find Genesis 25–26. Review what you have taught them about finding passages of Scripture using the chapter and verse numbers. Read the two chapters in Genesis aloud or review the Bible story using the bolded text of the Bible story script.

Ask the following questions. Lead the group to discuss:

1. What was especially interesting about the birth of Esau and Jacob? (*They were twins, and Jacob was born holding on to Esau's foot; Gen. 25:24-26*)
2. What did Jacob demand before giving Esau a bowl of stew? (*Esau's birthright, Gen. 25:31-33*)
3. What promise did God reaffirm to Isaac? (*the same promise made to Isaac's father, Abraham: a large family, a good land, and blessings to the world through his family; Gen. 26:3-5*)
4. Why do you think God chose to have Esau serve Jacob? *Guide kids to see that God often goes against what people expect to show that He is all-powerful. Help them understand that God is good and can do His plans in His way.*
5. How was Jesus' life, death, and resurrection different from what people expected? *Guide kids to see that Jesus was born to an ordinary family as a baby despite being God the Son and the King of kings. Help them understand that Jesus showed humility and loved sinners in a time when the religious leaders hated sinners and acted pridefully toward them.*
6. If you believe in Jesus, what is your "birthright"? *Guide kids to discuss the idea of an inheritance. Remind them that the Bible teaches that those who trust in Jesus inherit eternal life. Discuss what it means to have eternal life, and help them understand that it is the best blessing there is.*

**SAY • God's covenant with Abraham continued with**

**Isaac's family.** When we trust in Jesus, we are part of that promise. We can be blessed by Jesus and bless the world by telling others about Him.



## LOW PREP

- tape
- bowl of rice

Tip: Use this activity option to reinforce the missions moment in Teach the Story.

### Activity choice (10 minutes)



#### OPTION 1: Slum life

Use tape to mark off a small area of the room. Make sure that the area is large enough for your whole group to sit in but small enough that it will be crowded. Invite the entire group to enter the “house.” Discuss why it feels so cramped, and ask the kids if their homes are bigger than this square. Show them a bowl of rice and explain that in a slum, this might be their breakfast, lunch, and dinner. Ask them how they would feel about that.

**SAY** • In our Bible story today, God told Isaac about a famine. There would be little food to eat and times would be hard. God promised to care for Isaac’s family through it all. **God’s covenant with Abraham continued with Isaac’s family.**

In South Asia, many families also have little to eat and times are hard for them. They live in slums. A *slum* is an area of a city where people live in poverty. Houses there are cramped and the people living there have very little.

Christian workers like DJ’s friends, Uncle Donald and Auntie Hellen, help children from the slums get the things they need to lead healthier, happier lives; but the most important thing they give them is the gospel. Jesus loves the children who live in slums just the same as He loves each of you, and He will bless them with eternal life and forgiveness of sin if they believe in Him.

#### OPTION 2: Starry sky art

Provide each kid with a sheet of black paper and a toothpick. Show them how to use the toothpick to poke

- black paper
- toothpicks
- flashlights
- carpet squares (optional)

small holes in the paper. Encourage them to be creative in the designs they make in their paper. You may want to let the kids put their paper against carpet squares to help them poke holes through the paper more easily. Then, let the kids take turns shining light through their artwork so the holes look like stars in the night sky.

**SAY • God's covenant with Abraham continued with**

**Isaac's family.** Part of that promise included a big family. God promised descendants as numerous as the stars! The Bible teaches that all believers are members of Abraham and Isaac's family. God has kept His promise to Isaac, just as He keeps all His promises. ***Why can we trust God? We can trust God because He is faithful and does everything for His glory and our good.***

**Reflection and prayer (5 minutes)**

Distribute a sheet of paper to each child. Ask the kids to write about or draw a picture to answer the following questions:

- What does this story teach me about God or about the gospel?
- What does this story teach me about myself?
- Whom can I tell about this story?

Make sure to send the activity page and any other pages home with the kids so that parents can see what their kids have been learning.

If time remains, take prayer requests or allow kids to complete the Bible story coloring page provided with this session. Pray for your group.

- pencils and crayons
- paper
- Bible Story Coloring Page, 1 per kid

Tip: Give parents this week's Big Picture Cards for Families to allow families to interact with the biblical content at home.

## Unit 3: The Nation Grew

### Unit Description:

God's promises for Abraham and Isaac were promises for Jacob too. God showed Jacob in a dream that He would bless Jacob's family, which would grow to be a whole nation as part of His plan to bring Jesus, the Savior of the world.

### Key Passage:

Genesis 28:15

### Big Picture Question:

Does God keep His promises? God always keeps His promises because He is faithful.

### Session 1:

#### Jacob and Esau

*Genesis 27–28*

**Story Point:** Rebekah and Jacob tricked Isaac into blessing Jacob.

### Session 2:

#### Jacob and Rachel

*Genesis 29–31*

**Story Point:** Laban tricked Jacob into marrying Leah and Rachel.

### Session 3:

#### Jacob's New Name

*Genesis 32–33*

**Story Point:** God changed Jacob's name to Israel, the name of God's covenant people.



## **Jacob and Esau**

Rebekah and Jacob tricked Isaac into blessing Jacob.

## **Jacob and Rachel**

Laban tricked Jacob into marrying Leah and Rachel.



## **Jacob's New Name**

God changed Jacob's name to Israel, the name of God's covenant people.



Use Week of:

## Unit 3 • Session 1

# Jacob and Esau

### BIBLE PASSAGE:

Genesis 27–28

### STORY POINT:

Rebekah and Jacob tricked Isaac into blessing Jacob.

### KEY PASSAGE:

Genesis 28:15

### BIG PICTURE QUESTION:

Does God keep His promises? God always keeps His promises because He is faithful.

**INTRODUCE THE STORY**  
(10–15 MINUTES)  
**PAGE 174**



**TEACH THE STORY**  
(25–30 MINUTES)  
**PAGE 176**



**APPLY THE STORY**  
(25–30 MINUTES)  
**PAGE 182**



Additional resources for each session are available at [gospelproject.com](http://gospelproject.com). For free training and session-by-session help, visit [www.ministrygrid.com/web/thegospelproject](http://www.ministrygrid.com/web/thegospelproject).

## LEADER Bible Study

Jacob and Esau were rivals before birth. They struggled in the womb, and Jacob was born grabbing onto Esau's heel. Even though he was younger, Jacob convinced Esau to sell him his birthright for some stew. When Isaac was old and blind, the time came for Isaac to bless Esau. With the blessing came the privilege afforded to the firstborn—leadership over the family. With Rebekah's guidance, Jacob deceived his father and stole his brother's blessing.

In his anger, Esau planned to kill Jacob. Rebekah sent Jacob away to her brother Laban until Esau calmed down. Isaac blessed Jacob before he left and told him to find a wife among his relatives.

Jacob had a 500-mile journey ahead of him. Along the way, he stopped and camped under the stars. He used a rock as a pillow and fell asleep. That night, Jacob dreamed and saw a stairway from the ground to the sky, and God's angels were going up and down on it.

The Lord stood beside him and said, "I am the LORD, the God of your father Abraham and the God of Isaac" (Gen. 28:13). God promised to give Jacob's family land and numerous descendants, and He promised they would be a blessing to all the nations of the earth.

In the morning, Jacob set up the stone as a marker and poured oil on it. He named the place Bethel, which means "House of God." He vowed to follow God if God kept His promise to be with him and take care of him. Then Jacob continued on his journey.

Jacob was the child chosen by God to carry the family line—to follow God, to lead the family, and to teach the next generation to follow God too. The promises for Abraham and Isaac also became the promises for Jacob. At Bethel, God showed that His plan was to continue the covenant through Jacob's family and eventually a whole nation, leading to the birth of Jesus—the promised Savior.

# The BIBLE Story

## Jacob and Esau

*Bible Passage: Genesis 27–28*

When Isaac was old and he could not see, he called for his older son Esau. “Go hunting and make a meal for me,” he said. “I want to bless you before I die.” So Esau went out to hunt.

Rebekah heard Isaac and Esau talking, and she **made her own plan**. Rebekah told her younger son Jacob, “I will make your father’s favorite meal. Take the food to your father so that he may bless you before he dies.”

Jacob did what Rebekah said. **Rebekah put Esau’s clothes on Jacob and covered his hands and neck with goat hair so that Isaac would think Jacob was Esau. Then Jacob took the meal to his father.**

“Who are you, my son?” Isaac asked.

“I am Esau, your firstborn,” Jacob said.

Isaac asked Jacob to come closer. He felt Jacob’s hands.

“The voice is the voice of Jacob, but the hands are the hands of Esau,”

Isaac said. Jacob brought his father food and drink, **and he ate. After the meal, Isaac** kissed him and **offered him the blessing.** The blessing included land, riches, and power. **Then Jacob left.**

**About this time, Esau came home. When he gave food to Isaac,**





**Bible  
Storytelling  
Tips**

- **Use props:** Gather and display items related to the story. Examples: a cooking pot, rock, bottle of oil, faux fur.
- **Change pace:** Draw attention to dialogue by slowing your pace slightly when speaking dialogue.

his father told him that he had been tricked. Jacob had been given the blessing. Esau begged his father to bless him too, but Isaac had nothing left to give. **Esau was angry, and he made a plan to kill Jacob. Isaac and Rebekah sent Jacob away** to stay with relatives, and Isaac told him to find a wife.

On the way, Jacob stopped to sleep. He put a stone under his head as a pillow. **Jacob had a dream of a stairway set on the ground with its top reaching the sky. Angels were going up and down the stairs.**

Then God spoke to Jacob: **“I am the God of your grandfather, Abraham, and the God of your father, Isaac. I will give you and your offspring this land.”**

**He gave Jacob the same covenant He made with Abraham.** God told Jacob that his family would be like the dust of the earth. They would spread out in all directions, and all the people on earth would be blessed because of his family. **God said, “I am with you and will watch over you wherever you go.”**

Jacob woke up and said, “Surely the Lord is in this place. What an awesome place this is.” Early the next morning, as a way to remember the place where God had shared His promise, Jacob poured oil over the stone where he had slept. He renamed the place Bethel, and Jacob promised to follow God and honor Him.

*Christ Connection: The promises for Abraham and Isaac also became the promises for Jacob. At Bethel, God showed that His plan was to continue the covenant through Jacob's family and eventually a whole nation, leading to the birth of Jesus—the promised Savior.*

# INTRODUCE the Story



**SESSION TITLE:** Jacob and Esau

**BIBLE PASSAGE:** Genesis 27–28

**STORY POINT:** Rebekah and Jacob tricked Isaac into blessing Jacob.

**KEY PASSAGE:** Genesis 28:15

**BIG PICTURE QUESTION:** Does God keep His promises? God always keeps His promises because He is faithful.

---

## Welcome time

Greet each kid as he or she arrives. Use this time to collect the offering, fill out attendance sheets, and help new kids connect to your group. Prompt kids to discuss a time they played a trick on someone or were tricked by someone. How did it feel? Was it a fun joke or a hurtful prank?

**SAY** • Tricking a person means trying to make him or her believe you will do something, but you do something different instead. Sometimes tricks can be funny or harmless, like tapping a person's shoulder and ducking away. Today we will learn about a time Jacob tricked Isaac. Do you think it was a harmless trick?

## Activity page (5 minutes)

Invite kids to complete the “It’s Hair-d To Tell” activity page. Instruct kids to draw lots of thick hair on Jacob to make him look more like his brother, Esau.

**SAY** • Although Jacob and Esau were twins, they were very different. Esau liked hunting and had lots of hair, while Jacob preferred staying home and had smooth skin. Can you think of a reason Jacob might want more hair to seem like Esau?

- “It’s Hair-d To Tell” activity page,
- 1 per kid
- pencils or markers

## Session starter (10 minutes)

### OPTION 1: Bow hunters

Use tape to make a target on the wall. Provide a toy bow and arrows and allow the kids to take turns shooting the arrows to see who can hit closest to the center of the target. You may choose to provide additional bows and arrows so multiple kids can play at the same time. Remind the kids that pointing the bows at other people or shooting others with the arrows is unacceptable.

**SAY** • In our story today, we will learn about Jacob and Esau. They were brothers, but they were very different. Esau liked to hunt with a bow and make food from the meat of the animals he shot. Today we will learn about a time Jacob served dinner instead, and to whom he served dinner.

### LOW PREP

- toy bow and arrows
- tape

### OPTION 2: Sand play

Place a few inches of sand in a plastic tub. For larger groups, you may wish to use multiple tubs. Allow the kids to play in the sand. Ask them questions about how it feels in their hands and what kinds of things they could do with sand. You may wish to place a tarp under the play area to help minimize mess. Use wet wipes to clean off fingers and hands when kids finish playing.

**SAY** • Today we will learn about a time God promised offspring that would be like the dust of the earth, spread all over the place. Whom do you think God promised this to? Why do you think He would promise this? Let's learn more!

- sand
- plastic tub
- wet wipes for cleanup
- tarp or drop cloth (optional)

## Transition to teach the story

# TEACH the Story



**SESSION TITLE:** Jacob and Esau

**BIBLE PASSAGE:** Genesis 27–28

**STORY POINT:** Rebekah and Jacob tricked Isaac into blessing Jacob.

**KEY PASSAGE:** Genesis 28:15

**BIG PICTURE QUESTION:** Does God keep His promises? God always keeps His promises because He is faithful.

- room decorations
- Theme Background Slide (optional)

**Suggested Theme Decorating Ideas:** Decorate the room to look like a sheep ranch. Place a hay bale to one side of the stage and consider using foam board and string to create the illusion of fence posts and barbed wire. You may choose to display the theme background slide.

## Countdown

- countdown video

Show the countdown video as you transition to teach the story. Set it to end as the session begins.

## Introduce the session (3 minutes)

- leader attire
- Bible
- walking stick

*[Leader enters wearing overalls and work boots. He or she is carrying a Bible and a large walking stick.]*

**LEADER** • Hey there! Welcome to Woolen Wonderland, the world's first petting zoo/ranch that teaches Bible stories to the people who come. My name is [*your name*] and I'll be your guide. I'm not just a guide though, I'm actually a sheep rancher too! You know, back in the day, people would have called me a shepherd.

Being a shepherd is hard work. It's dirty work too. I often have to get down in the mud with my sheep to help them and guide them. I have to shear them,

Tip: If you prefer not to use themed content or characters, adapt or omit this introduction.

which means I cut off their wool when it gets long. Their wool can get pretty dirty, and I have to clean it. I also have to clean up the animal droppings. But you know, as much work as it is and as stinky as things can get, I still love my job. Seeing woolen coats, socks, hats, scarves, and sweaters just makes my day! Wool is a versatile and warm fabric. I love the way it makes me look all fuzzy.

You know, that makes me think of the Bible story we will be hearing today. It includes a man who wore goat skin so he would feel hairy. Let me tell you about it.

### **Big picture question (1 minute)**

**LEADER** • To help us make sense of these next few stories about Jacob's life, it is important to focus on the big picture of what we can learn about God. So here's a question for you: ***Does God keep His promises?*** Consider the answer to that as we begin to study the life of Jacob.

### **Giant timeline (1 minute)**

Show the giant timeline. Point to individual Bible stories as you review.

· Giant Timeline

**LEADER** • I know that a few weeks back you spent some time learning about Abraham, and then you learned a lot about his son Isaac. God made a covenant with Abraham, and that covenant was passed on to Isaac. Isaac had twin sons named Esau and Jacob. While their mother, Rebekah, was pregnant, God told her that the younger would serve the older. Today our story is called "Jacob and Esau."

- Bibles
- “Jacob and Esau” video
- Big Picture Question Poster
- Bible Story Picture Poster
- Story Point Poster

## Tell the Bible story (10 minutes)

Open your Bible to Genesis 27–28. Use the Bible storytelling tips on the Bible story page to help you tell the story, or show the Bible story video “Jacob and Esau.”

**LEADER** • Oh my. This is one of those stories that makes me very thankful for the family I have. My brother and I sometimes fight, and we often disagree, but I’ve never wanted to really hurt him or kill him!

The family troubles were also happening with Rebekah and Isaac, the brothers’ mom and dad. Rebekah favored Jacob, but Isaac favored Esau. As you can imagine, knowing that your parents like one or the other of your siblings more would be pretty difficult. This is likely part of the reason why **Rebekah and Jacob tricked Isaac into blessing Jacob.**

But remember, God had already promised that Esau would serve Jacob. If Rebekah and Jacob had really trusted God’s promise, they would have waited on His timing. I find it really interesting that despite their sin—lying and stealing and cheating are all sinful choices—God used them in His plans. God kept His promises to Rebekah about Jacob even though they did not trust in His timing. That’s a wonderful thing about God: He is faithful even when we are not. So, ***does God keep His promises? God always keeps His promises because He is faithful.***

## Christ connection

**LEADER** • The promises for Abraham and Isaac also became the promises for Jacob. At Bethel, God showed that His plan was to continue the covenant through

Note: You may use this opportunity to use Scripture and the guide provided to explain how to become a Christian. Make sure kids know when and where they can ask questions.

Jacob's family and eventually a whole nation, leading to the birth of Jesus—the promised Savior.

That's the best promise God ever made—His promise to send His Son to save sinners like Rebekah, Jacob, you, me, and everyone. The Bible teaches that none of us is righteous. We all need a savior, and Jesus is the Savior God promised.

### Questions from kids video (3 minutes)

Show the “Unit 3, Session 1” questions from kids video.

Prompt kids to think about God's plans for their lives.

Guide them to discuss times it is hard to trust God's plans or His timing. Why can't we accidentally mess up God's plans for our lives?

• “Unit 3, Session 1”  
questions from kids  
video



### Missions moment (3 minutes)

**LEADER •** DJ is a missionary kid living in Ontario, Canada. He has four brothers in his family. Unlike Jacob and Esau, they work together instead of fighting against one another. With their parents, DJ and his brothers tell people in Canada about Jesus. One of DJ's brothers, Caleb, wants to share how you can work with them through prayer.

Play the missions video “Hey from Caleb.”

• “Hey from Caleb”  
missions video

### Key passage (5 minutes)

Show the key passage poster. Lead the boys and girls to read together Genesis 28:15. You may sing the key passage song “Look I Am With You.”

• Key Passage Poster  
• “Look I Am With You”  
song

**LEADER •** Our key passage is from the chapter we read today, Genesis 28. God spoke to Jacob to remind him that He always keeps His promises. Jacob's



life ended up taking a lot of twists and turns, but through it all, God was faithful to Jacob.

• “Our Creator and King” song

### **Sing (4 minutes)**

**LEADER** • God is so good to us. He is always faithful to us and His plan to send Jesus is the reason we can live forever with Him. Let’s take some time to sing praises to our Creator and King. Sing together “Our Creator and King.”

### **Pray (2 minutes)**

Invite kids to pray before dismissing to apply the story.

**LEADER** • Father, thank You for being so good to us. Your faithfulness never ends and Your love is infinite. We praise You as our Creator and King. Help us love You more each day and live our lives to glorify You. Amen.

### **Dismiss to apply the story**

## The Gospel: God's Plan for Me

Ask kids if they have ever heard the word *gospel*. Clarify that the word *gospel* means “good news.” It is the message about Christ, the kingdom of God, and salvation. Use the following guide to share the gospel with kids.



**God rules.** Explain to kids that the Bible tells us God created everything, and He is in charge of everything. Invite a volunteer to read Genesis 1:1 from the Bible. Read Revelation 4:11 or Colossians 1:16-17 aloud and explain what these verses mean.



**We sinned.** Tell kids that since the time of Adam and Eve, everyone has chosen to disobey God. (Romans 3:23) The Bible calls this sin. Because God is holy, God cannot be around sin. Sin separates us from God and deserves God's punishment of death. (Romans 6:23)



**God provided.** Choose a child to read John 3:16 aloud. Say that God sent His Son, Jesus, the perfect solution to our sin problem, to rescue us from the punishment we deserve. It's something we, as sinners, could never earn on our own. Jesus alone saves us. Read and explain Ephesians 2:8-9.



**Jesus gives.** Share with kids that Jesus lived a perfect life, died on the cross for our sins, and rose again. Because Jesus gave up His life for us, we can be welcomed into God's family for eternity. This is the best gift ever! Read Romans 5:8; 2 Corinthians 5:21; or 1 Peter 3:18.



**We respond.** Tell kids that they can respond to Jesus. Read Romans 10:9-10,13. Review these aspects of our response: Believe in your heart that Jesus alone saves you through what He's already done on the cross. Repent, turning from self and sin to Jesus. Tell God and others that your faith is in Jesus.

Offer to talk with any child who is interested in responding to Jesus. Provide *I'm a Christian Now* for new Christians to take home and complete with their families.

# APPLY the Story



**SESSION TITLE:** Jacob and Esau

**BIBLE PASSAGE:** Genesis 27–28

**STORY POINT:** Rebekah and Jacob tricked Isaac into blessing Jacob.

**KEY PASSAGE:** Genesis 28:15

**BIG PICTURE QUESTION:** Does God keep His promises? God always keeps His promises because He is faithful.

## Key passage activity (5 minutes)

- Key Passage Poster
- “Look I Am With You” song
- dry erase board
- marker

On a dry erase board, draw a staircase with a step for every word of the key passage. Invite the kids to raise their hands to fill in each step with the correct word. When the stairway is complete, you may choose to sing the key passage song “Look I Am With You.”

**SAY** • In our Bible story today, we heard about Jacob’s dream which included a stairway that angels climbed up and down on. In that vision, God made a promise to Jacob, the same promise He had made to Isaac and Abraham. God is always faithful to keep His promises.

## Discussion & Bible skills (10 minutes)

- Bibles, 1 per kid
- Story Point Poster

Distribute a Bible to each kid. Help kids find Genesis 27–28. Remind them that Genesis is the first book of the first division of the Old Testament. Explain that the word *genesis* means “beginning.” Review the Bible story using the bolded text from the Bible story page.

Ask the following questions. Lead the group to discuss:

1. Why did Jacob trick Isaac by pretending to be Esau?  
(*to steal the blessing intended for Esau, Gen. 27:1-10*)

2. How did Esau react when he learned what Jacob had done? (*Esau was angry, wept loudly, and planned to kill Jacob; Gen. 27:38,41*)
3. What did Jacob dream of as he fled from his brother Esau? (*A stairway stretched to the sky with angels going up and down on it, Gen. 28:12*)
4. Why do you think God allowed Jacob to lie and cheat to get Isaac's blessing? *Guide kids to discuss that when Rebekah was pregnant with Jacob and Esau, God said the older would serve the younger. Help kids understand that, although God hates sin, He can use the actions of sinners to bring about His perfect plans.*
5. How was God's promise to Jacob similar to His promises to Isaac and Abraham? *Guide kids to discuss the fact that God promised a large family and many blessings that would overflow and bless the world to all three men. God's promise to Jacob was a continuation of His promises to Isaac and Abraham. This promise was kept through Jesus. Jesus is the blessing from Abraham, Isaac, and Jacob's family who blessed the whole world.*
6. How was Jesus a blessing to the whole world? *Guide kids to remember that the Bible teaches us we all are sinners in need of God's grace. Jesus died for our sins so we could have new life with God forever. That gift of eternal life is available to the whole world, to everyone who believes.*

**SAY • Rebekah and Jacob tricked Isaac into blessing Jacob**, but God uses sinners in His plans. ***Does God keep His promises? God always keeps His promises because He is faithful.***

## LOW PREP

- construction paper
- pencils, pens, or markers

Tip: Use this activity option to reinforce the missions moment in Teach the Story.

### Activity choice (10 minutes)



#### OPTION 1: Support letter

Distribute a sheet of construction paper to each kid. Demonstrate how to fold the paper in half to form a card. Help the kids write *We appreciate you!* on the front and encourage them to draw a fun picture inside or write an encouraging note for missionaries your church supports. If you wish, you may make cards for DJ and his family. Cards for them can be sent to:

*680 Rayner Court*

*Milton, Ontario Canada L9T 0N9.*

#### SAY • After **Rebekah and Jacob tricked Isaac into blessing**

**Jacob**, he left home to make sure Esau could not kill him. In the wilderness, God appeared to Jacob in a dream to encourage him and remind him of the promises God had made to Isaac and Abraham before him.

Missionaries who leave their homes to share about Jesus in other cities often need encouragement too. One great way to encourage missionaries is to write and send encouraging cards!

#### OPTION 2: Rocks of remembrance

Provide each kid with a smooth stone about the size of her palm. Help the kids write the story point on the stone. You may choose to provide decoupage paste and foam brushes to add a layer of protection to the ink on the rock.

#### SAY • **Rebekah and Jacob tricked Isaac into blessing**

**Jacob**, but God used their sinful choice to further His plan to send Jesus. The blessing that Isaac gave to Jacob included the promise that God had made to Isaac and Abraham. Later in our story, Jacob

- palm-sized stones
- markers
- decoupage paste (optional)
- foam brushes (optional)

slept with a rock as his pillow. God visited Jacob in a dream to encourage him and extend the promises made to Abraham and Isaac to him as well. When he awoke, Jacob used the rock under his head to set up a marker to remember God's good promises to him.

***Does God keep His promises? God always keeps His promises because He is faithful.***

### **Reflection and prayer (5 minutes)**

Distribute a sheet of paper to each child. Ask the kids to write about or draw a picture to answer the following questions:

- What does this story teach me about God or about the gospel?
- What does this story teach me about myself?
- Whom can I tell about this story?

Make sure to send the activity page and any other pages home with the kids so that parents can see what their kids have been learning.

If time remains, take prayer requests or allow kids to complete the Bible story coloring page provided with this session. Pray for your group.

• pencils and crayons  
• paper  
• Bible Story Coloring  
Page, 1 per kid

Tip: Give parents this week's Big Picture Cards for Families to allow families to interact with the biblical content at home.

Use Week of:

## Unit 3 • Session 2

# Jacob and Rachel

### BIBLE PASSAGE:

Genesis 29–31

### STORY POINT:

Laban tricked Jacob into marrying Leah and Rachel.

### KEY PASSAGE:

Genesis 28:15

### BIG PICTURE QUESTION:

Does God keep His promises? God always keeps His promises because He is faithful.

**INTRODUCE THE STORY**  
(10–15 MINUTES)  
**PAGE 190**



**TEACH THE STORY**  
(25–30 MINUTES)  
**PAGE 192**



**APPLY THE STORY**  
(25–30 MINUTES)  
**PAGE 198**



Additional resources for each session are available at [gospelproject.com](http://gospelproject.com). For free training and session-by-session help, visit [www.ministrygrid.com/web/thegospelproject](http://www.ministrygrid.com/web/thegospelproject).



## LEADER Bible Study

When Isaac and Rebekah sent Jacob away from his home in the promised land of Canaan to escape the wrath of his brother Esau, Rebekah expected him to be gone for a few days—just until Esau calmed down. (Gen. 27:44) But days and then weeks and then months passed; Jacob was with Laban for twenty years. (Gen. 31:38)

Before Jacob left home, Isaac blessed him and instructed him to find a wife among his relatives. And that's what Jacob did. On his way to Laban's house, God appeared to Jacob at Bethel in a dream and gave Jacob the same covenant He gave to Abraham. Jacob believed God had chosen him as an heir of the promise—to follow God, to lead the family, and to teach the next generation to follow God too.

This meant Jacob would have a family. He arrived in Haran and saw Rachel, the daughter of Laban. Jacob loved Rachel. He agreed to work for seven years for Laban if Laban would let him marry Rachel. After seven years, Laban deceived Jacob. Instead of giving him Rachel, Laban gave him Rachel's older sister, Leah.

Jacob was angry. Laban demanded that Jacob work another seven years if he wanted to marry Rachel. So Jacob worked seven more years. Jacob's own plans for his life were not lining up with the Lord's plans. He wanted to have children with Rachel, but she was barren. His first four sons came from Leah. Finally, Rachel had Joseph and Benjamin.

In time, Jacob fathered twelve sons—Reuben, Simeon, Levi, Judah, Dan, Naphtali, Gad, Asher, Issachar, Zebulun, Joseph, and Benjamin. Even though Jacob did not love Leah, God loved her and He chose Jacob and Leah's son Judah to be the heir of the promise. Through Judah's family, God would show His love for the world by sending Jesus to be the Savior He promised.

# The BIBLE Story

## Jacob and Rachel

*Genesis 29–31*

Jacob traveled from Bethel toward his uncle Laban's land. He came to a well where shepherds were watering their sheep. The shepherds were from Haran. **"Do you know a man named Laban?"**

Jacob asked.

**"Yes," they said. "Here comes his daughter Rachel with his sheep."**

Rachel brought the sheep to the well, and Jacob gave them water.

**Jacob told Rachel that he was her relative, a son of Rebekah. Rachel ran to tell her father Laban.**

Laban welcomed Jacob into his house. Jacob stayed with Laban and worked for him. After about a month, Laban said, **"What should I pay you for your work?"**

Now Laban had two daughters: the older was named Leah, and the younger was Rachel.

**Jacob loved Rachel, so he said, "I will work for you seven years if you will let me marry Rachel."**

Laban agreed. Jacob worked for seven years, but he loved Rachel so much that seven years seemed like only a few days. **Then Laban had a feast, but instead of giving Rachel to Jacob, Laban gave his older daughter, Leah.**

Jacob was upset. **"Why did you trick me?"** he asked.



**Laban said, “Around here, the older daughter must be married before the younger. I will give you Rachel too, but you must work another seven years.”**

**So a week later, Jacob married Rachel. Then he worked for Laban seven more years.**

**Now Jacob had two wives, but he loved Rachel more than Leah. When God saw Leah was not loved, He gave her children. Rachel wanted children too. God heard her prayer, and in time, God gave her children too. In all, Jacob had twelve sons: Reuben, Simeon, Levi, Judah, Dan, Naphtali, Gad, Asher, Issachar, Zebulun, Joseph, and Benjamin. God told Jacob to go home to the land of Canaan. So Jacob gathered his family and his possessions, and he headed home.**

*Christ Connection: Nothing could stop God’s plan for the family of Abraham, Isaac, and Jacob. Even though Jacob did not love Leah, God loved her and used her in His plan. Through the family of Jacob and Leah’s son Judah, God would show His love for the world by sending His Son to be the Savior He promised.*

## **Bible Storytelling Tips**

- **Portray emotions:** While telling the story, pause and draw (or enlist a volunteer to draw) different faces that represent how the Bible people feel or react during certain parts of the story.
- **Use dramatic conversation:** Vary your voice for the dialogue of different people. For example, use one voice for Laban and another voice for Jacob.

# INTRODUCE the Story



**SESSION TITLE:** Jacob and Rachel

**BIBLE PASSAGE:** Genesis 29–31

**STORY POINT:** Laban tricked Jacob into marrying Leah and Rachel.

**KEY PASSAGE:** Genesis 28:15

**BIG PICTURE QUESTION:** Does God keep His promises? God always keeps His promises because He is faithful.

---

## Welcome time

Greet each kid as he or she arrives. Use this time to collect the offering, fill out attendance sheets, and help new kids connect to your group. Prompt kids to discuss whether or not they get paid an allowance for any chores they do around the house. What is the longest they have had to work for something?

**SAY** • Often we will work really hard for a long time if we know we will get something we want as a result. Today we will hear about a time Jacob worked for a man for seven years so he could marry the man's daughter. But there's more to the story than that. We'll learn more soon!

## Activity page (5 minutes)

- "Speckled Sheep" activity page,
- 1 per kid
- pencils or markers

Invite kids to complete the "Speckled Sheep" activity page. Explain to the kids that they will need to follow the color-by-number key to add spots, speckles, and dark fur to the sheep in the picture.

**SAY** • Great job coloring those sheep! Today we will hear about a time Jacob worked with sheep for 14 years! Why do you think he did that?

## Session starter (10 minutes)

### OPTION 1: Seven years' work

Invite kids to come to the board one at a time and draw a picture of something they would be willing to work seven years to earn. The rest of the class will try to guess what they are drawing. Whoever guesses correctly will have the next turn drawing something.

**SAY** • What would you work seven years to earn? A new video game? A movie ticket to your favorite movie? One thousand dollars? Today we will learn about Jacob and the woman he worked seven years to marry. Her name was Rachel. We'll learn more about them soon.

**LOW  
PREP**

- dry erase board
- markers

### OPTION 2: Sets of 12

Allow the kids to play with the buttons, coins, beans, or other small objects. Ask them to sort them by size or shape, and then ask them to put them in groups of 12. Discuss other things that usually come in dozens.

**SAY** • Many things come in sets of 12. Eggs, colored pencils, inches on a ruler, and donuts are just a few. Today we will learn that Jacob had 12 sons! That is a lot of kids! We'll learn more about that when we hear the Bible story.

- buttons
- quarters
- pennies
- beans
- other small objects

## Transition to teach the story

# TEACH the Story



**SESSION TITLE:** Jacob and Rachel

**BIBLE PASSAGE:** Genesis 29–31

**STORY POINT:** Laban tricked Jacob into marrying Leah and Rachel.

**KEY PASSAGE:** Genesis 28:15

**BIG PICTURE QUESTION:** Does God keep His promises? God always keeps His promises because He is faithful.

## Countdown

• countdown video

Show the countdown video as you transition to teach the story. Set it to end as the session begins.

## Introduce the session (3 minutes)

- leader attire
- Bible
- large walking stick

*[Leader enters wearing overalls and work boots. He or she is carrying a Bible and a large walking stick.]*

**LEADER** • Well, howdy! Welcome back to Woolen

Wonderland. I love guiding tours almost as much as I love guarding and guiding my sheep.

Last week I told you a bit about how dirty and smelly sheep can be. But you know, when they are nice and clean, they are certainly pretty cute. Not only that, but they are useful creatures because they can produce all kinds of things humans can use from wool to milk to meat! That's part of the reason people have been herding sheep for so many generations.

Sheep also pop up many times in the Bible. Many famous people from the Bible were shepherds, and Jesus is described as both the Lamb of God and the Good Shepherd. The Bible describes people as sheep who have wandered away from God. Jesus is like a

Tip: If you prefer not to use themed content or characters, adapt or omit this introduction.

shepherd because He saves us and leads us back to God. Jesus did that by dying on the cross to pay the ultimate sacrifice for sin, similar to how lambs were used as sacrifices before Jesus. Yep, sheep are all over the place in the Bible—even in today’s story. Jacob spent a lot of time as a shepherd.

## Big picture question (1 minute)

**LEADER** • Let’s remember our big picture question to help us remain focused on what we are learning about God through the stories about Jacob’s life. Can you all say it with me? [*Encourage participation.*] ***Does God keep His promises? God always keeps his promises because He is faithful.*** Great job!

## Giant timeline (1 minute)

Show the giant timeline. Point to individual Bible stories as you review.

• Giant Timeline

**LEADER** • Last week we learned **Rebekah and Jacob tricked Isaac into blessing Jacob**. Their sin did not stop God from working out His promise that Esau would serve Jacob one day. This week, we will learn about what happened to Jacob when he fled the land of Caanan to escape Esau, who wanted to kill him. Jacob ended up living with his uncle, a man named Laban. Our story today is called “Jacob and Rachel.”

## Tell the Bible story (10 minutes)

Open your Bible to Genesis 29–31. Use the Bible storytelling tips on the Bible story page to help you tell the story, or show the Bible story video “Jacob and Rachel.”

**LEADER** • Wow! Last week Jacob and his mother tricked

• Bibles  
• “Jacob and Rachel” video  
• Big Picture Question Poster  
• Bible Story Picture Poster  
• Story Point Poster



his father, and this week Jacob's uncle did something similar to him. **Laban tricked Jacob into marrying Leah and Rachel.** Jacob only wanted to marry Rachel. He even worked as a shepherd for seven years so that Laban would allow Jacob to marry her. But Laban did not want Jacob to marry Rachel unless Leah was already married. So he lied to Jacob. Jacob did marry Rachel too, but he had to work another seven years.

In some ways, Jacob's family was very different from what we see today. But just like modern times, they struggled to trust that God would keep His promises. Many in Jacob's family felt they needed to trick one another to control their circumstances. As a result, there was a lot of painful feelings and frustration.

For example, Jacob did not love his wife Leah. God gave her sons, and she hoped Jacob would grow to love her; but even after she had many sons for Jacob, he still loved Rachel instead of her. Thankfully, God loves even those whom the world does not value. God chose to use Leah's son Judah to pass on the covenant promise of blessings that would bless the whole world.

Note: You may use this opportunity to use Scripture and the guide provided to explain how to become a Christian. Make sure kids know when and where they can ask questions.

## Christ connection

**LEADER** • Nothing could stop God's plan for the family of Abraham, Isaac, and Jacob. Even though Jacob did not love Leah, God loved her and used her in His plan. Through the family of Jacob and Leah's son Judah, God would show His love for the world by sending His Son to be the Savior He promised.

Leah tried to earn Jacob's love by giving him many sons, but it was not enough and Jacob loved Rachel more. Thankfully, we don't have to earn God's love. He sent Jesus because He knew we could not save ourselves. He loves us even though we do not deserve it. Jesus died for us to save us from our sin and rose again on the third day to conquer sin and death.

### Questions from kids video (3 minutes)

Show the "Unit 3, Session 2" questions from kids video. Prompt kids to think about God's love for them. Guide them to discuss how they know God loves them. Can anything they do increase or decrease God's love for them? How can they show God's love to others?

• "Unit 3, Session 2"  
questions from kids  
video



### Missions moment (3 minutes)

Display the "People in Your Place Graph" printable for kids to see. Point out the different people groups that live all around the world. Read the names of the people grouped together.

• "People in Your Place  
Graph" printable

#### **LEADER • Laban tricked Jacob into marrying Leah and**

**Rachel.** His wives had a total of twelve sons, who eventually became the twelve tribes of the nation of Israel! God's plan was to use Jacob's family to bless the whole world through Jesus.

Today, God's plan is the same! We can bless the world by telling others about Jesus. Many people live in countries that are "closed" to the gospel. That means there are people there who do not want others hearing or telling people about Jesus. But nothing can stop God's plan! Many people from those places are moving to countries where the gospel can be

freely shared, like the United States and Canada. Think about friends, neighbors, and people in your community who might be from these countries. How can you show God's love and share the gospel with them?

### **Key passage (5 minutes)**

• Key Passage Poster  
• "Look I Am With You"  
song

Show the key passage poster. Lead the boys and girls to read together Genesis 28:15. You may sing "Look I Am With You."

**LEADER** • Our key passage comes from God's words to Jacob while he slept. God wanted Jacob to know that He is trustworthy and always keeps His promises. God promised to use Jacob's family. God planned to bless them so they could bless the world. God sent Jesus to be a blessing to the world.

### **Sing (4 minutes)**

• "Our Creator and King" song

**LEADER** • God is faithful and true. He is always working in the world to bring more people to Jesus. Only He deserves our worship.

Sing together "Our Creator and King."

### **Pray (2 minutes)**

Invite kids to pray before dismissing to apply the story.

**LEADER** • Father, You are good to us. Thank You for sending Jesus to bless the whole world by dying on the cross for our sins. Help us learn to trust You more each day and live on mission for You. Amen.

### **Dismiss to apply the story**

## The Gospel: God's Plan for Me

Ask kids if they have ever heard the word *gospel*. Clarify that the word *gospel* means “good news.” It is the message about Christ, the kingdom of God, and salvation. Use the following guide to share the gospel with kids.



**God rules.** Explain to kids that the Bible tells us God created everything, and He is in charge of everything. Invite a volunteer to read Genesis 1:1 from the Bible. Read Revelation 4:11 or Colossians 1:16-17 aloud and explain what these verses mean.



**We sinned.** Tell kids that since the time of Adam and Eve, everyone has chosen to disobey God. (Romans 3:23) The Bible calls this sin. Because God is holy, God cannot be around sin. Sin separates us from God and deserves God's punishment of death. (Romans 6:23)



**God provided.** Choose a child to read John 3:16 aloud. Say that God sent His Son, Jesus, the perfect solution to our sin problem, to rescue us from the punishment we deserve. It's something we, as sinners, could never earn on our own. Jesus alone saves us. Read and explain Ephesians 2:8-9.



**Jesus gives.** Share with kids that Jesus lived a perfect life, died on the cross for our sins, and rose again. Because Jesus gave up His life for us, we can be welcomed into God's family for eternity. This is the best gift ever! Read Romans 5:8; 2 Corinthians 5:21; or 1 Peter 3:18.



**We respond.** Tell kids that they can respond to Jesus. Read Romans 10:9-10,13. Review these aspects of our response: Believe in your heart that Jesus alone saves you through what He's already done on the cross. Repent, turning from self and sin to Jesus. Tell God and others that your faith is in Jesus.

Offer to talk with any child who is interested in responding to Jesus. Provide *I'm a Christian Now!* for new Christians to take home and complete with their families.

## APPLY the Story



**SESSION TITLE:** Jacob and Rachel

**BIBLE PASSAGE:** Genesis 29–31

**STORY POINT:** Laban tricked Jacob into marrying Leah and Rachel.

**KEY PASSAGE:** Genesis 28:15

**BIG PICTURE QUESTION:** Does God keep His promises? God always keeps His promises because He is faithful.

---

### Key passage activity (5 minutes)

- Key Passage Poster
- index cards
- pen
- “Look I Am With You” song

Write each word or phrase of the key passage on a separate index card. Hide the cards around the room. Then instruct the kids to find the cards and gather them in the center of the room. There, they will place the cards in order. Then read the key passage aloud two or three times. You may choose to sing “Look I Am With You.”

**SAY** • God promised to be with Jacob wherever he went and bring him back to the good land promised to Abraham. That was an incredible promise, and God kept it. God keeps all His promises. Jesus, after dying on the cross and rising again on the third day, promised to be with His disciples to the end of the age! That’s an amazing promise for us!

### Discussion & Bible skills (10 minutes)

- Bibles, 1 per kid
- Story Point Poster

Distribute a Bible to each kid. Help them find Genesis 29–31. Remind them what they have been learning about the divisions of the Bible and how to find books and chapters using the table of contents and the large numbers. Then, read the Bible passages or review the story using the bolded text of the Bible story script.

Ask the following questions. Lead the group to discuss:

1. Which woman did Jacob want to marry? (*Rachel, Laban's younger daughter; Gen. 29:18*)
2. Why did Laban trick Jacob? (*He wanted Leah to marry before Rachel because Rachel was younger than Leah, Gen. 29:26*)
3. How many sons did Jacob have? (*twelve: Reuben, Simeon, Levi, Judah, Dan, Naphtali, Gad, Asher, Issachar, Zebulun, Joseph, and Benjamin; Gen. 35:23-26*)
4. God had compassion on Leah when Jacob did not love her. What does this show us about God? *Guide kids to discuss the fact that God shows mercy and love even to those the world does not value. Remind kids that all people are made in God's image. Point out that Leah's son Judah would be the one through whom God sent Jesus many years later.*
5. How do we know that God loves us? *Guide kids to see that God demonstrated His great love for us by sending Jesus. God knew that we could not earn salvation, so He sent Jesus to save us and give salvation to all those who believe in the gospel.*
6. What are ways we can show love to people when they feel lonely, misunderstood, or unloved? *Guide kids to discuss the importance of being kind to others. Help them think of ways to serve others and remind them that sharing the gospel is a great way to show you care about someone else.*

**SAY • Laban tricked Joseph into marrying Leah and**

**Rachel.** Though Jacob did not love Leah, God did, and He used her to bring about His plan to bless the world through Jesus. Her son Judah would eventually

have a family of his own, and Jesus came from Judah's family.

## Activity choice (10 minutes)



### OPTION 1: Tell others

Print out the "Tell Others Game." Cut out the square and glue it to a piece of heavyweight paper. Push a brass fastener through the center of the spinner and loop a paper clip around the brass fastener so that it spins freely. Form groups of three or four kids. Make enough spinners for each group to have one. Instruct kids to take turns spinning and telling things based on where the spinner lands.

**SAY** • Today we heard about how God loved Leah even though Jacob did not. God used Leah to grow Jacob's family, and Judah, one of Leah's sons, was an ancestor of Jesus! God's plans always happen.

God's plan for Christians is to spread the gospel to all nations and people groups. We do this in our words and our actions. It's a good idea to have some practice on what you will say to share the gospel. That's why we play games like this one!

### OPTION 2: Youngest first

Instruct the children to line up in age order, youngest to oldest. Then invite them to complete a variety of tasks in sets of seven.

Suggested tasks: seven jumping jacks, seven squats, clap seven times, hold up seven fingers, and so forth.

**SAY** • Jacob worked for seven years to marry Rachel, the woman he loved. However, **Laban tricked Joseph into marrying Leah and Rachel.** Jacob did not love

- "Tell Others Game" printable
- scissors
- heavyweight paper
- brass fasteners
- paper clips

Tip: Use this activity option to reinforce the missions moment in Teach the Story.

## LOW PREP



Leah, but God did. God used Leah in His plans to send Jesus. Jesus was the blessing God promised to Abraham, Isaac and Jacob; He blessed the world just as God said.

### **Reflection and prayer (5 minutes)**

Distribute a sheet of paper to each child. Ask the kids to write about or draw a picture to answer the following questions:

- What does this story teach me about God or about the gospel?
- What does this story teach me about myself?
- Whom can I tell about this story?

Make sure to send the activity page and any other pages home with the kids so that parents can see what their kids have been learning.

If time remains, take prayer requests or allow kids to complete the Bible story coloring page provided with this session. Pray for your group.

- pencils and crayons
- paper
- Bible Story Coloring Page, 1 per kid

Tip: Give parents this week's Big Picture Cards for Families to allow families to interact with the biblical content at home.



Use Week of:

## Unit 3 • Session 3

# Jacob's New Name

### BIBLE PASSAGE:

Genesis 32–33

### STORY POINT:

God changed Jacob's name to Israel, the name of God's covenant people.

### KEY PASSAGE:

Genesis 28:15

### BIG PICTURE QUESTION:

Does God keep His promises? God always keeps His promises because He is faithful.

**INTRODUCE THE STORY**  
(10–15 MINUTES)  
**PAGE 206**



**TEACH THE STORY**  
(25–30 MINUTES)  
**PAGE 208**



**APPLY THE STORY**  
(25–30 MINUTES)  
**PAGE 214**



Additional resources for each session are available at [gospelproject.com](http://gospelproject.com). For free training and session-by-session help, visit [www.ministrygrid.com/web/thegospelproject](http://www.ministrygrid.com/web/thegospelproject).

## LEADER Bible Study

Jacob found himself stuck between a rock and a hard place. After stealing his older brother's blessing, he fled his home to escape Esau's anger. He spent time with his uncle Laban, got married, and fathered many children. Overall, Jacob prospered. God blessed him, but Jacob's time with his uncle Laban did not end well. Laban's sons accused Jacob of taking their father's wealth.

God was with Jacob and when He told Jacob to leave, Jacob did not hesitate. He gathered his family and all of his possessions and headed home to Canaan with Laban in pursuit. But uncertainty awaited Jacob in his homeland. His brother Esau was there. The last time Jacob saw Esau, Esau wanted to kill him.

God had reaffirmed to Jacob the promise He gave Abraham and Isaac, and He had promised to be with Jacob. But with Laban behind him and Esau before him, how could Jacob possibly survive?

Jacob tried to prepare for his meeting with Esau. He strategically divided his family into separate groups. He sent gifts ahead of them to appease Esau. That night, Jacob anxiously awaited word from Esau, and that is when he encountered the Lord.

Did Jacob win the wrestling match? Was he stronger than the Lord? The victory was ironic; Jacob did not win by strength (God proved His power by crippling Jacob with just a touch) but by confessing his dependence on God's blessing.

Jacob had nowhere else to turn. He could not succeed by his own strength. Jacob held onto God and would not let go. God poured out His grace on Jacob. He blessed Jacob and gave him a new name, Israel. From Jacob's descendants—from the nation of Israel—God would bring into the world His Son, Jesus.

# The BIBLE Story

## Jacob's New Name

*Genesis 32–33*

**Jacob took his family and all his possessions, left the land of his uncle Laban, and headed home to Canaan.** Going home meant that Jacob would see his brother Esau again. **Jacob was afraid that Esau would still be angry with him for stealing his blessing.**

So Jacob sent messengers to tell Esau that he was coming. When the messengers came back, they told Jacob that Esau was coming to meet Jacob, and he had 400 men with him.

Jacob was very afraid! God had promised that his family would be as numerous as the stars, but how could that happen if Esau was going to kill them all? **Jacob made a plan. He divided his family into two groups. If Esau attacked one group, maybe the other group could escape.**

Then Jacob asked God to keep His promise. Jacob prayed, **“Please rescue me from my brother Esau.”**

**Jacob sent a large gift of animals—goats, sheep, camels, cows, bulls, and donkeys—to try to make Esau happy.** Maybe then

Esau would forgive him.

**That night,** Jacob moved his family across the stream where they might be safer, but Jacob stayed behind. **A man appeared. (The man**



was actually God Himself!) The man wrestled with Jacob all night. Jacob refused to give up, so the man injured Jacob's hip.

"Let Me go. The sun is coming up," the man said.

**But Jacob would not let Him go. "I will not let You go unless You bless me," Jacob said.**

**"Your name will no longer be Jacob," said the man. "Your name will be Israel because you wrestled with God and men, and you have won." The man blessed Jacob.** The sun came up, and Jacob limped because of his hip.

**Now** Jacob looked and saw Esau and his 400 men coming to meet him. **Jacob went to meet Esau.** He bowed down seven times to show respect to his brother. **Esau ran to Jacob and hugged him. He was not angry anymore.** The two brothers cried together.

**Esau returned to his home. Jacob and his family traveled on to Shechem (SHEK uhm), and Jacob bought land for them to live on. He was finally home in the land God had promised him.**

*Christ Connection: God changed Jacob's life and gave him a new name, Israel. Jesus came so that we might have a changed life, forgiven of sin. (2 Corinthians 5:17) Jesus' death and resurrection provided sinful people the way to be adopted into God's family. When we are adopted into the family of God we also receive a new name—children of God. (John 1:12)*

## Bible Storytelling Tips

- **Use props:** As you tell the story, move a group of props (blocks, people figures, or other manipulatives) to show the movement of Jacob's family toward Canaan, their division into two groups, and Jacob's departure overnight.
- **Role play:** Choose two volunteers to act out the roles of Jacob and Esau. Pause throughout the story for the volunteers to role play traveling, wrestling, greeting, and so on.

# INTRODUCE the Story



**SESSION TITLE:** Jacob's New Name

**BIBLE PASSAGE:** Genesis 32–33

**STORY POINT:** God changed Jacob's name to Israel, the name of God's covenant people.

**KEY PASSAGE:** Genesis 28:15

**BIG PICTURE QUESTION:** Does God keep His promises? God always keeps His promises because He is faithful.

---

## Welcome time

Greet each kid as he or she arrives. Use this time to collect the offering, fill out attendance sheets, and help new kids connect to your group. Prompt kids to talk about any nicknames they have. How did they get their nickname? Is it a shortened version of their normal name? Is it because of something they said or did?

**SAY** • People will often use nicknames to refer to their friends and family members. Nicknames can also be a way to show a difference between two people with the same name. In our story today, we will hear about a time God changed Jacob's name. Why do you think God would change Jacob's name?

## Activity page (5 minutes)

- "What's In a Name?" activity page,
- 1 per kid
- pencils or markers

Invite kids to complete the "What's In a Name?" activity page. Instruct kids to use the letters in *Jacob* and *Israel* to form new words. For example, you can spell *real* or *core*.

**SAY** • Great job making new words out of those two names. Jacob was a man, Abraham's grandson, who we have learned about before. Who do you think Israel was? Today we will learn more about Israel!

## Session starter (10 minutes)

**LOW  
PREP**

### **OPTION 1:** Thumb wrestling

Show the kids how to thumb wrestle. While facing one another, each competitor should hold her thumb straight up and grasp her opponent's fingertips with her own fingertips. After a brief countdown each player will try to hold down the opponent's thumb with her own thumb.

Form pairs of kids and encourage them to play three thumb wrestling matches. The first kid in each pair to win two matches moves on to play a winner from another pair. Continue matches until one kid wins overall.

**SAY** • Thumb wrestling is fun, and quite a bit safer than real wrestling. Today we will learn about a time Jacob wrestled with a mysterious stranger. Jacob demanded that the stranger bless him. Who do you think the stranger could have been?

### **OPTION 2:** Hop circles

Instruct the kids to stand in a circle. Explain that they will begin hopping on one foot when you say "go." Help the kids count seconds as they hop. See who can hop the longest.

**SAY** • Hopping can be difficult. Our bodies struggle to balance on one leg. Today we will hear about a time Jacob's hip got hurt, leaving him with an injury that lasted the rest of his life. He could stand on both his legs, but when he walked, he limped because one leg could not hold his full weight. How do you think he injured his leg? We'll learn more soon.

## Transition to teach the story



# TEACH the Story



**SESSION TITLE:** Jacob's New Name

**BIBLE PASSAGE:** Genesis 32–33

**STORY POINT:** God changed Jacob's name to Israel, the name of God's covenant people.

**KEY PASSAGE:** Genesis 28:15

**BIG PICTURE QUESTION:** Does God keep His promises? God always keeps His promises because He is faithful.

## Countdown

• countdown video

Show the countdown video as you transition to teach the story. Set it to end as the session begins.

## Introduce the session (3 minutes)

- leader attire
- Bible
- walking stick

*[Leader enters wearing overalls and work boots. He or she is carrying a Bible and a large walking stick.]*

**LEADER** • Welcome, friends! This is my sheep ranch. I call it Woolen Wonderland. I'm the main tour guide and the head shepherd. My name is *[your name]*. Today I have a really special treat for you, and I don't just mean getting to see us shear the sheep today. No, I'm talking about a great Bible story about Jacob.

Tip: If you prefer not to use themed content or characters, adapt or omit this introduction.

## Big picture question (1 minute)

**LEADER** • We've been using a specific big picture question to help us know more about God and what He is like from the Bible stories we've studied. Can anyone remember the question? *[Allow responses.]* Great job. That's exactly right. ***Does God keep His promises?*** And the answer we've learned is what? Who can tell me? *[Allow responses.]* Good memory! Right

again. *God always keeps His promises because He is faithful.* Let's say it all together: *Does God keep His promises? God always keeps His promises because He is faithful.* This is our last week with this question, so it's important to make sure we really understand it.

## Giant timeline (1 minute)

Show the giant timeline. Point to individual Bible stories as you review.

· Giant Timeline

**LEADER** • At the very beginning of the Bible, we learned that *God is our Creator and King.* We learned that when sin came into the world, God already had plans to deal with sin by sending His Son. Then, we learned about Abraham and his family, including his son Isaac. We learned that *we can trust God because He is faithful and does everything for His glory and our good.* We have seen these truths continuing through the life of Isaac's son Jacob. God's promises to Abraham had passed on to Jacob. This week we will see more of God's faithfulness in our story. It's called "Jacob's New Name."

## Tell the Bible story (10 minutes)

Open your Bible to Genesis 32–33. Use the Bible storytelling tips on the Bible story page to help you tell the story, or show the Bible story video "Jacob's New Name."

· Bibles  
· "Jacob's New Name" video  
· Big Picture Question Poster  
· Bible Story Picture Poster  
· Story Point Poster

**LEADER** • When we think back to the other stories we have learned about Jacob, it seems that Jacob really struggled to trust God's timing. God made some wonderful promises to Jacob, but Jacob kept trying to trick people and twist things to make God's

promises come.

From stealing his brother's birthright and blessing to marrying a second woman after God provided him with a wife, Jacob always seemed to be working on his own plans instead of resting in the good plans God had for him. That's one of the reasons his physical wrestling match with God is so interesting. It was, in some ways, a physical picture of the way Jacob had treated God his whole life.

Now here's a question for you: do you think God's plans can ever be stopped or changed? [*Allow responses.*] Of course not! Even when we try to follow our own plans, God can work out His plans. He can use us whether we trust Him and obey, or try to go our own way. Jacob learned this the hard way, as God touched his hip and gave Jacob an injury that would last the rest of his life. It would serve as a reminder that struggling against God is never the right choice.

However, even though Jacob struggled with God, God still kept His promises to bless Jacob. God had worked in Esau's life to heal that relationship. God had given Jacob many sons who would eventually be a great nation. Now, **God changed Jacob's name to Israel, the name of God's covenant people.**

Note: You may use this opportunity to use Scripture and the guide provided to explain how to become a Christian. Make sure kids know when and where they can ask questions.

## Christ connection

**LEADER** • God changed Jacob's life and gave him a new name, Israel. Jesus came so that we might have a changed life, forgiven of sin. (2 Corinthians 5:17) Jesus' death and resurrection provided sinful people the way to be adopted into God's family. When we are adopted into the family of God we also receive a

new name—children of God. (John 1:12)

Jesus died on the cross for us and rose again on the third day, defeating sin and death. If we trust Jesus, we don't have to struggle against God. We can rest in His love and trust His plans for our lives and His plans for the world. Jesus promised to come again and fix everything broken in the world and make all things new. ***Does God keep His promises? God always keeps His promises because He is faithful.***

### Questions from kids video (3 minutes)

Show the “Unit 3, Session 3” questions from kids video. Prompt kids to think about what it means to be like Jesus. Guide them to discuss how God uses them for His glory.

· “Unit 3, Session 3”  
Questions from Kids  
Video



### Missions moment (3 minutes)

Display the “DJ’s Family Prayer Card” printable for kids to see. Remind the kids that praying for DJ’s family is a great way to partner with them in their ministry to South Asians living in Canada. Then play the following game.

· “DJ’s Family Prayer  
Card” printable  
· facial tissue

Form groups of four to six kids. Provide each group with a bit of facial tissue. Toss the tissue into the air, and encourage the kids to keep it aloft by blowing on it. They cannot use their hands to keep it aloft. Each time the tissue hits the ground, ask the group to suggest a specific way to pray for DJ and his family. Then start a new round with the tissue. After a few rounds, pray for DJ and his family using the suggestions of the kids.

### Key passage (5 minutes)

Show the key passage poster. Lead the boys and girls to read together Genesis 28:15. You may sing the key passage song,

· Key Passage Poster  
· “Look I Am With You”  
song

“Look I Am With You.”

**LEADER** • This key passage comes from the Book of Genesis. God promised Jacob that He would be with him wherever he went. ***Does God keep His promises? God always keeps His promises because He is faithful.*** God had big plans for Jacob’s family, and God’s plans always come true. We can trust God.

### **Sing (4 minutes)**

• “Our Creator and King” song

**LEADER** • God is our wonderful Creator and King. He is good and deserves all our praise and worship. Let’s sing to Him.

Sing together “Our Creator and King.”

### **Pray (2 minutes)**

Invite kids to pray before dismissing to apply the story.

**LEADER** • Father, thank You for growing Jacob’s family and making Him into a great nation. Thank You for using the nation of Israel to send Jesus to save us from our sin. Help us trust Him and live for Your glory. Amen.

### **Dismiss to apply the story**

## The Gospel: God's Plan for Me

Ask kids if they have ever heard the word *gospel*. Clarify that the word *gospel* means “good news.” It is the message about Christ, the kingdom of God, and salvation. Use the following guide to share the gospel with kids.



**God rules.** Explain to kids that the Bible tells us God created everything, and He is in charge of everything. Invite a volunteer to read Genesis 1:1 from the Bible. Read Revelation 4:11 or Colossians 1:16-17 aloud and explain what these verses mean.



**We sinned.** Tell kids that since the time of Adam and Eve, everyone has chosen to disobey God. (Romans 3:23) The Bible calls this sin. Because God is holy, God cannot be around sin. Sin separates us from God and deserves God's punishment of death. (Romans 6:23)



**God provided.** Choose a child to read John 3:16 aloud. Say that God sent His Son, Jesus, the perfect solution to our sin problem, to rescue us from the punishment we deserve. It's something we, as sinners, could never earn on our own. Jesus alone saves us. Read and explain Ephesians 2:8-9.



**Jesus gives.** Share with kids that Jesus lived a perfect life, died on the cross for our sins, and rose again. Because Jesus gave up His life for us, we can be welcomed into God's family for eternity. This is the best gift ever! Read Romans 5:8; 2 Corinthians 5:21; or 1 Peter 3:18.



**We respond.** Tell kids that they can respond to Jesus. Read Romans 10:9-10,13. Review these aspects of our response: Believe in your heart that Jesus alone saves you through what He's already done on the cross. Repent, turning from self and sin to Jesus. Tell God and others that your faith is in Jesus.

Offer to talk with any child who is interested in responding to Jesus. Provide *I'm a Christian Now* for new Christians to take home and complete with their families.

# APPLY the Story



**SESSION TITLE:** Jacob's New Name

**BIBLE PASSAGE:** Genesis 32–33

**STORY POINT:** God changed Jacob's name to Israel, the name of God's covenant people.

**KEY PASSAGE:** Genesis 28:15

**BIG PICTURE QUESTION:** Does God keep His promises? God always keeps His promises because He is faithful.

## Key passage activity (5 minutes)

- Key Passage Poster
- tennis ball
- "Look I Am With You" song (optional)

Allow volunteers to say the key passage from memory. Praise each kid for his effort, and encourage kids to keep working on memorizing the verse. Then invite the kids to sit in a circle and pass a tennis ball around. Each time a kid catches the ball, she must say the next word of the key passage. Play until the key passage has been said at least once, or until each kid has had a chance to catch the ball and toss it to another.

**SAY** • Our key passage is a wonderful reminder that God always keeps His promises. God promised to be with Jacob and to bring him back to the good land He had promised Abraham. In a similar way, Jesus promised to be with us and to give us eternal life with God. Jesus keeps that promise for everyone who believes in His death and resurrection for salvation.

## Discussion & Bible skills (10 minutes)

- Bibles, 1 per kid
- Story Point Poster

Distribute a Bible to each kid. Help kids find Genesis 32–33. Ask the kids to tell you how they can find specific books, chapters, and verses in their Bibles. Read the Bible passages or review the story using the bolded text of



the Bible story script.

Ask the following questions. Lead the group to discuss:

1. Why was Jacob afraid about going back to Canaan? *(He feared Esau would still be angry and want to kill him, Gen. 32: 7)*
2. Who did Jacob wrestle with? *(Jacob wrestled with God, and God blessed him; Gen. 32:28-30)*
3. Was Esau still angry with Jacob? *(No, he was happy to see his brother; Gen. 33:4)*
4. Who did Jacob trust when he faced a situation he feared? Who can we trust when we are afraid? *Guide kids to see that Jacob prayed to God for help and asked Him to protect his family. Jacob reminded God of His promises and asked Him to be faithful. Tie that to the fact that we can pray when we are afraid and ask God to help us be bold for His glory.*
5. What are ways that God blesses people? *Guide kids to think about more than just material possessions or wealth. Lead kids to see that salvation, given by grace through faith, is the best blessing God gives.*
6. God changed Jacob's name to Israel; what are ways we are changed by God when we trust Jesus? *Guide kids to see that we receive new hearts that love God, we receive the Holy Spirit who helps us obey God, and we receive forgiveness for sin so we no longer need to be afraid of God's judgement.*

**SAY** • Jacob was not a perfect person. He lied, cheated, and stole. Even so, God used him and blessed him. **God changed Jacob's name to Israel, the name of God's covenant people.** Israel's family became a great nation. God used them to send the Messiah, Jesus, many years later to save the world from sin.

## Activity choice (10 minutes)

• small stones, large beads, or plastic gems



### OPTION 1: A *gutte* game

Teach the kids in your group to play *gutte*, a traditional Indian game. *Gutte* is similar to the game of jacks.

Tip: Use this activity option to reinforce the missions moment in Teach the Story.

1. Form smaller groups of two or three kids. Provide each group with five small stones, large beads, or plastic gems.
2. Groups will sit in a circle on the floor. The first player in each group will drop the five stones on the floor. She will then choose one stone to pick up. The remaining stones will stay put.
3. The first player will toss the stone up and attempt to grab one of the four remaining stones before catching the tossed stone. She will repeat this process until she has collected all of the four remaining stones, or until she drops the tossed stone or a stone she attempted to pick up.
4. If she is successful, she will continue to play as explained above, but will try to grab two at a time. If she is unsuccessful, play passes to the next kid who will re-scatter the stones, select one to toss, and play as explained in step 3.
5. The last two rounds will have a player trying to grab three stones, then one stone, followed by a player attempting to grab all four at once. The first player to successfully complete each round wins.

**SAY** • Jacob had a large family. **God changed Jacob's name to Israel, the name of God's covenant people.** His family eventually became a nation. A *nation* is a large group of people living in one area who are united by their culture, ancestors, history, or language. There

are many nations in South Asia, including India, where the game *gutte* is from. Many Indians have moved to Canada. In Canada, DJ and his family work to share about Jesus with South Asians. DJ might even play *gutte* with some of them!

### OPTION 2: Family groups

Write the names of family roles (*father, mother, brother, sister*, and so forth) on separate sticky notes. Put a different sticky note on the back of each kid, and encourage kids to ask yes or no questions of the other kids to guess what family role they have on their back.

**SAY** • Some families are large and some small. Jacob's family grew very large and eventually became the nation of Israel. **God changed Jacob's name to Israel, the name of God's covenant people.** Everyone who believes in Jesus is part of God's family too!

### LOW PREP

- sticky notes
- pen

### Reflection and prayer (5 minutes)

Distribute a sheet of paper to each child. Ask the kids to write about or draw a picture to answer the following questions:

- What does this story teach me about God or about the gospel?
- What does this story teach me about myself?
- Whom can I tell about this story?

Make sure to send the activity page and any other pages home with the kids so that parents can see what their kids have been learning.

If time remains, take prayer requests or allow kids to complete the Bible story coloring page provided with this session. Pray for your group.

- pencils and crayons
- paper
- Bible Story Coloring Page, 1 per kid

Tip: Give parents this week's Big Picture Cards for Families to allow families to interact with the biblical content at home.

## Volume 1: In the Beginning

### Unit 1: God Created Everything

Session 1: God Created the World (*Genesis 1*)

Session 2: God Created People (*Genesis 1–2*)

Session 3: Sin Entered the World (*Genesis 3*)

Session 4: Noah and the Ark (*Genesis 6–9*)

Session 5: The Tower of Babel (*Genesis 11*)

Session 6: The Suffering of Job (*Job*)

### Unit 2: God Formed a Nation

Session 1: God's Covenant with Abraham (*Genesis 12; 15; 17*)

Session 2: Abraham and Isaac (*Genesis 22*)

Session 3: Isaac and Rebekah (*Genesis 24*)

Session 4: God's Promise to Isaac (*Genesis 25–26*)

### Unit 3: The Nation Grew

Session 1: Jacob and Esau (*Genesis 27–28*)

Session 2: Jacob and Rachel (*Genesis 29–31*)

Session 3: Jacob's New Name (*Genesis 32–33*)

## Volume 2: Out of Egypt

### Unit 4: God's People in Egypt

Session 1: Joseph Sent to Egypt (*Genesis 37*)

Session 2: Joseph Explained Dreams (*Genesis 39–41*)

Session 3: Joseph Saved His Family (*Genesis 42–46; 50*)

Christmas: Jesus Was Born (*Isaiah 9; Luke 2*)

Session 4: Moses Was Born and Called (*Exodus 1–4*)

Session 5: The Plagues and the Passover (*Exodus 5–12*)

Session 6: The Red Sea Crossing (*Exodus 13–15*)

### Unit 5: Toward the Promised Land

Session 1: Bread from Heaven (*Exodus 15–17*)

Session 2: Jethro Helped Moses (*Exodus 18*)

Session 3: The Ten Commandments (*Exodus 19–20*)

## **Unit 6: Worship in the Wilderness**

Session 1: The Golden Calf (*Exodus 32; 34*)

Session 2: The Tabernacle Was Built (*Exodus 35–40*)

Session 3: Rules for Sacrifice (*Leviticus*)

## **Volume 3: Into the Promised Land**

### **Unit 7: Wandering in the Wilderness**

Session 1: Joshua and Caleb (*Numbers 13–14*)

Session 2: The Bronze Snake (*Numbers 20–21*)

Session 3: Balaam and Balak (*Numbers 22–24*)

Session 4: Moses' Farewell (*Deuteronomy 31–34*)

### **Unit 8: Conquering the Land**

Session 1: Crossing the Jordan (*Joshua 1–4*)

Session 2: The Battle of Jericho (*Joshua 2; 6*)

Session 3: Taking the Land (*Joshua 10–11; 24*)

Easter: Jesus' Crucifixion and Resurrection (*Matthew 26–28*)

### **Unit 9: The Cycle of Judges**

Session 1: Israel's Unfaithfulness (*Judges 1–3*)

Session 2: Deborah and Barak (*Judges 4–5*)

Session 3: Gideon (*Judges 6–8*)

Session 4: Samson (*Judges 13–16*)

Session 5: Ruth and Boaz (*Ruth*)

## **Volume 4: The Kingdom Provided**

### **Unit 10: Samuel and King Saul**

Session 1: Hannah and Samuel (*1 Samuel 1–3*)

Session 2: The Ark Was Captured (*1 Samuel 4–6*)

Session 3: Israel's First King (*1 Samuel 8–15*)

### **Unit 11: Great King David**

Session 1: David Was Anointed (*1 Samuel 16–17*)

Session 2: David Showed Mercy (*1 Samuel 24*)

Session 3: God's Covenant with David (*2 Samuel 6–7*)

Session 4: David's Kindness (*2 Samuel 9*)

Session 5: David Sinned and Was Restored (*2 Samuel 11–12; Psalm 51*)

Session 6: David's Psalm (*Psalm 23*)

## **Unit 12: Wise King Solomon**

Session 1: Solomon Asked for Wisdom (*1 Kings 2–3*)

Session 2: Wisdom for God's People (*Proverbs; Ecclesiastes; Song of Songs*)

Session 3: Solomon Built the Temple (*1 Kings 6–8*)

Session 4: The Kingdom Divided (*1 Kings 11–12*)

## **Volume 5: A Nation Divided**

### **Unit 13: Elijah and Elisha**

Session 1: Elijah and the Widow (*1 Kings 17*)

Session 2: Elijah at Mount Carmel (*1 Kings 18–19*)

Session 3: Elijah and Elisha (*2 Kings 2*)

Session 4: Elisha and the Army (*2 Kings 6–7*)

### **Unit 14: The Northern Kingdom of Israel**

Session 1: Jonah, Prophet to Nineveh (*Jonah*)

Session 2: Hosea, Prophet to Israel (*Hosea*)

Session 3: Israel Taken Captive (*2 Kings 17*)

### **Unit 15: The Southern Kingdom of Judah**

Session 1: Isaiah, Prophet to Judah (*Isaiah 6; 53*)

Session 2: Hezekiah and Josiah (*2 Chronicles 29; 34–35*)

Session 3: Jeremiah, Prophet to Judah (*Jeremiah*)

Session 4: Habakkuk the Prophet (*Habakkuk*)

Session 5: Judah Taken Captive (*2 Chronicles 36*)

Session 6: Ezekiel Gave Hope (*Ezekiel 37*)

## **Volume 6: A People Restored**

### **Unit 16: Hope in Exile**

Session 1: The Fiery Furnace (*Daniel 3*)

Session 2: Nebuchadnezzar's Dream (*Daniel 4*)

Session 3: Daniel in the Lions' Den (*Daniel 6*)

Christmas: Jesus Was Born (*Matthew 1*)

Session 4: Daniel's Dream (*Daniel 7*)

## **Unit 17: Return to the Land**

Session 1: Obadiah the Prophet (*Obadiah*)

Session 2: The Captives Came Home (*Ezra 1–3; Haggai*)

Session 3: The Temple Was Rebuilt (*Ezra 4–6*)

Session 4: Zechariah the Prophet (*Zechariah*)

## **Unit 18: The People Restored**

Session 1: Esther Saved Her People (*Esther*)

Session 2: The Walls Rebuilt (*Nehemiah 1–6*)

Session 3: God's People Repented (*Nehemiah 7–13*)

Session 4: Malachi the Prophet (*Malachi*)

# **Volume 7: Jesus the Messiah**

## **Unit 19: Into the World**

Session 1: From Adam to Jesus (*Matthew 1; Luke 3; John 1*)

Session 2: John Was Born (*Luke 1*)

Session 3: Jesus Was Born (*Luke 2*)

Session 4: Jesus Was Dedicated (*Luke 2*)

Session 5: Jesus as a Child (*Matthew 2; Luke 2*)

## **Unit 20: Prepare the Way**

Session 1: Jesus' Baptism (*Matthew 3; Mark 1; Luke 3; John 1*)

Easter: Jesus' Crucifixion and Resurrection (*Matthew 26–28; 1 Corinthians 15*)

Session 2: Jesus' Temptation (*Matthew 4; Mark 1; Luke 4*)

Session 3: John Pointed to Jesus (*Matthew 3; John 1; 3*)

Session 4: Jesus Called Disciples (*Matthew 4; 9; Mark 1–3; Luke 5–6*)

## **Unit 21: Among the People**

Session 1: Jesus' Early Miracles (*Mark 1*)

Session 2: Jesus Taught in Nazareth (*Luke 4*)

Session 3: Jesus and Nicodemus (*John 3*)

Session 4: Jesus and the Samaritan Woman (*John 4*)



## **Volume 8: Jesus the Servant**

### **Unit 22: Jesus the Healer**

Session 1: Jesus Healed Ten Men (*Luke 17*)

Session 2: Jesus Healed a Woman and a Girl (*Mark 5*)

Session 3: Jesus Healed a Man Who Was Lame (*John 5*)

Session 4: Jesus Healed a Man Who Was Blind (*John 9*)

### **Unit 23: Jesus the Teacher**

Session 1: The Sermon on the Mount (*Matthew 5–7*)

Session 2: The Cost of Following Jesus (*Matthew 8; 16; Luke 9; 14*)

Session 3: Jesus Taught About Prayer (*Luke 11; 18*)

Session 4: Jesus Taught About Possessions (*Luke 12*)

Session 5: The Good Shepherd (*John 10*)

### **Unit 24: Jesus the Miracle-Worker**

Session 1: Jesus Calmed a Storm (*Matthew 8; Mark 4–5; Luke 8*)

Session 2: Jesus Fed a Crowd (*Matthew 14; Mark 6; Luke 9; John 6*)

Session 3: Jesus Walked on Water (*Matthew 14; Mark 6; John 6*)

Session 4: Jesus Showed His Glory (*Matthew 17; Mark 9; Luke 9*)

## **Volume 9: Jesus the Savior**

### **Unit 25: The Kingdom to Come**

Session 1: Kingdom Parables (*Matthew 13*)

Session 2: Three Parables (*Luke 15*)

Session 3: Jesus' Hard Teachings (*John 6*)

Session 4: Jesus Raised Lazarus (*John 11*)

### **Unit 26: To the Cross**

Session 1: Jesus' Triumphal Entry (*Matt. 21; Mark 11; Luke 19; John 12*)

Session 2: Jesus Was Questioned (*Matthew 22; Mark 12; Luke 20*)

Session 3: The Last Supper (*Matthew 26; Mark 14; Luke 22; John 13*)

Session 4: Jesus Was Arrested (*Matthew 26–27*)

Session 5: Jesus' Crucifixion (*Matthew 26–27; John 18–19*)

## **Unit 27: Out of the Grave**

Session 1: Jesus' Resurrection (*Matthew 28; John 20*)

Session 2: The Emmaus Disciples (*Luke 24*)

Session 3: Jesus Appeared to the Disciples (*Luke 24; John 20*)

Session 4: Jesus Returned to Heaven (*Matthew 28; Acts 1*)

## **Volume 10: The Mission Begins**

### **Unit 28: The Holy Spirit Empowers**

Session 1: The Holy Spirit Came (*Acts 2*)

Session 2: Peter Healed a Man (*Acts 3–4*)

Christmas: Jesus Was Born (*John 1*)

Session 3: Faithful in Hard Times (*1 Peter 1–2*)

Session 4: Living Like Jesus (*2 Peter 1*)

### **Unit 29: The Early Church**

Session 1: Ananias and Sapphira (*Acts 4–5*)

Session 2: Stephen's Sermon (*Acts 6–7*)

Session 3: The Good News (*Romans 5–6*)

Session 4: Doers of the Word (*James 1–2*)

### **Unit 30: The Church Grew**

Session 1: Philip and the Ethiopian (*Acts 8*)

Session 2: Paul Met Jesus (*Acts 8–9*)

Session 3: New Life in Jesus (*Colossians 2–3*)

Session 4: Guarding the Truth (*2 Corinthians 11*)

## **Volume 11: The Church United**

### **Unit 31: From Jews to Gentiles**

Session 1: Peter and Cornelius (*Acts 10*)

Session 2: Barnabas in Antioch (*Acts 11*)

Session 3: Jesus Is Better (*Hebrews 1–8*)

Session 4: The Hall of Faith (*Hebrews 11*)

Easter: Jesus' Crucifixion and Resurrection (*Matthew 26–28; John 20*)

## **Unit 32: Making Disciples**

Session 1: Peter Escaped from Prison (*Acts 12*)

Session 2: Paul's First Journey (*Acts 13–14*)

Session 3: The Church Divided (*1 Corinthians 1–6*)

Session 4: Letters to Church Leaders (*1–2 Timothy; Titus*)

## **Unit 33: A Firm Foundation**

Session 1: The Jerusalem Council (*Acts 15*)

Session 2: Paul's Second Journey (*Acts 15–18*)

Session 3: No Other the Gospel (*Galatians 1–3*)

Session 4: Paul Gave Hope (*1–2 Thessalonians*)

# **Volume 12: All Things New**

## **Unit 34: Fight the Good Fight**

Session 1: Paul's Third Journey (*Acts 18–21*)

Session 2: Paul Was Arrested (*Acts 21–23*)

Session 3: Together in Jesus (*Ephesians 2–3*)

Session 4: Running the Race (*Philippians 3*)

## **Unit 35: Finishing Strong**

Session 1: Paul Before Rulers (*Acts 24–26*)

Session 2: Paul's Shipwreck (*Acts 27–28*)

Session 3: Brothers in Christ (*Philemon*)

Session 4: Children of God (*1 John 2–3*)

Session 5: Defending the Faith (*Jude*)

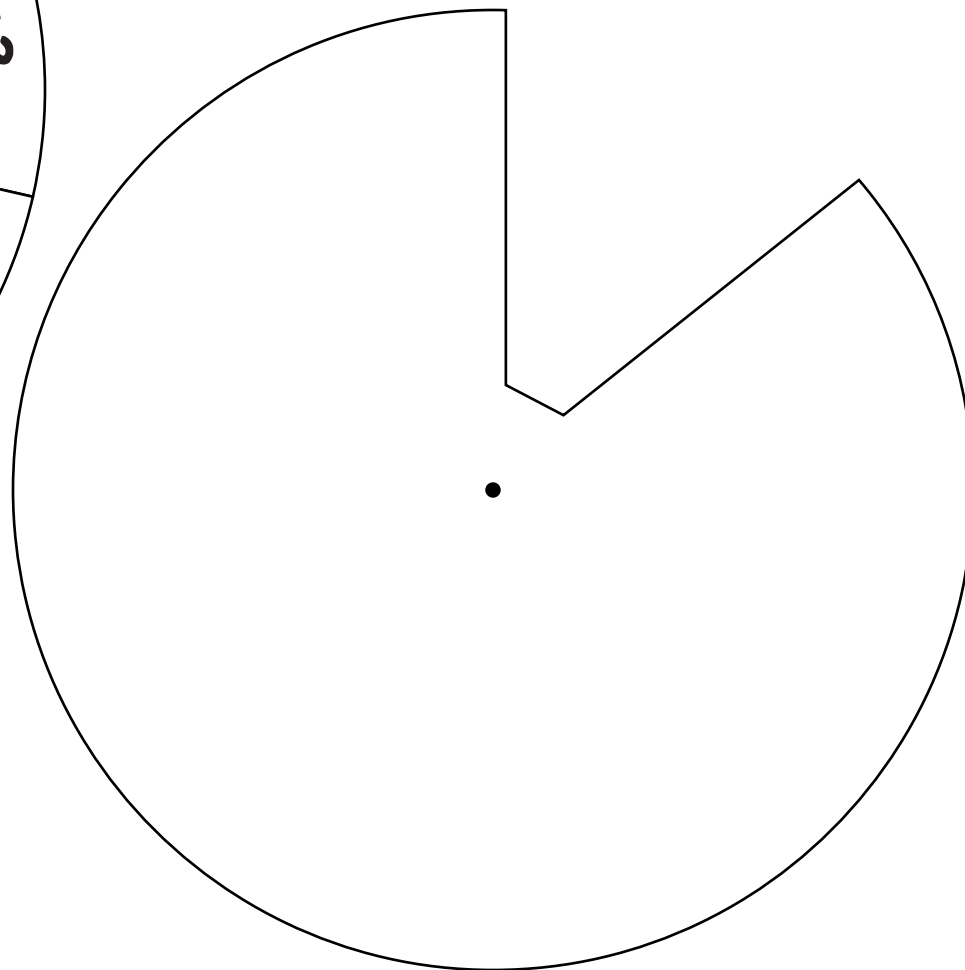
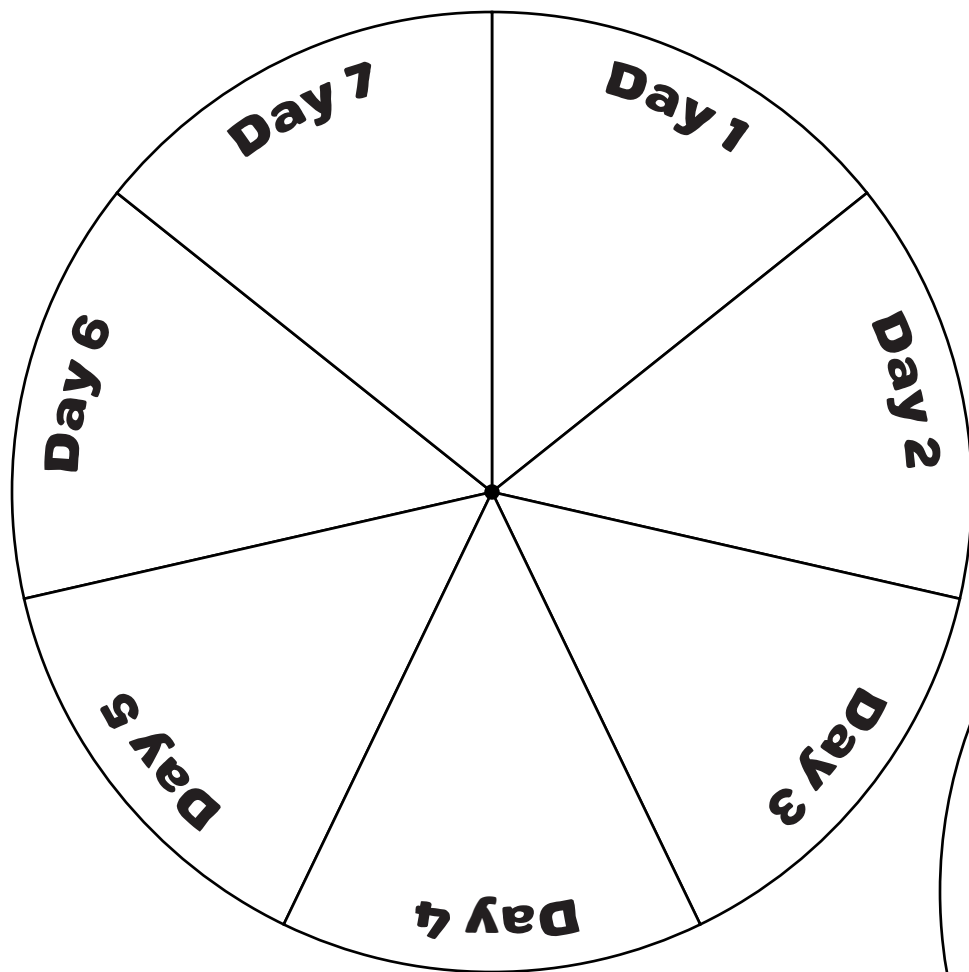
## **Unit 36: Come, Lord Jesus**

Session 1: John's Vision of Jesus (*Revelation 1*)

Session 2: Letters to the Seven Churches (*Revelation 2–3*)

Session 3: Before the Throne (*Revelation 4–5*)

Session 4: Jesus Will Return (*Revelation 19–22*)



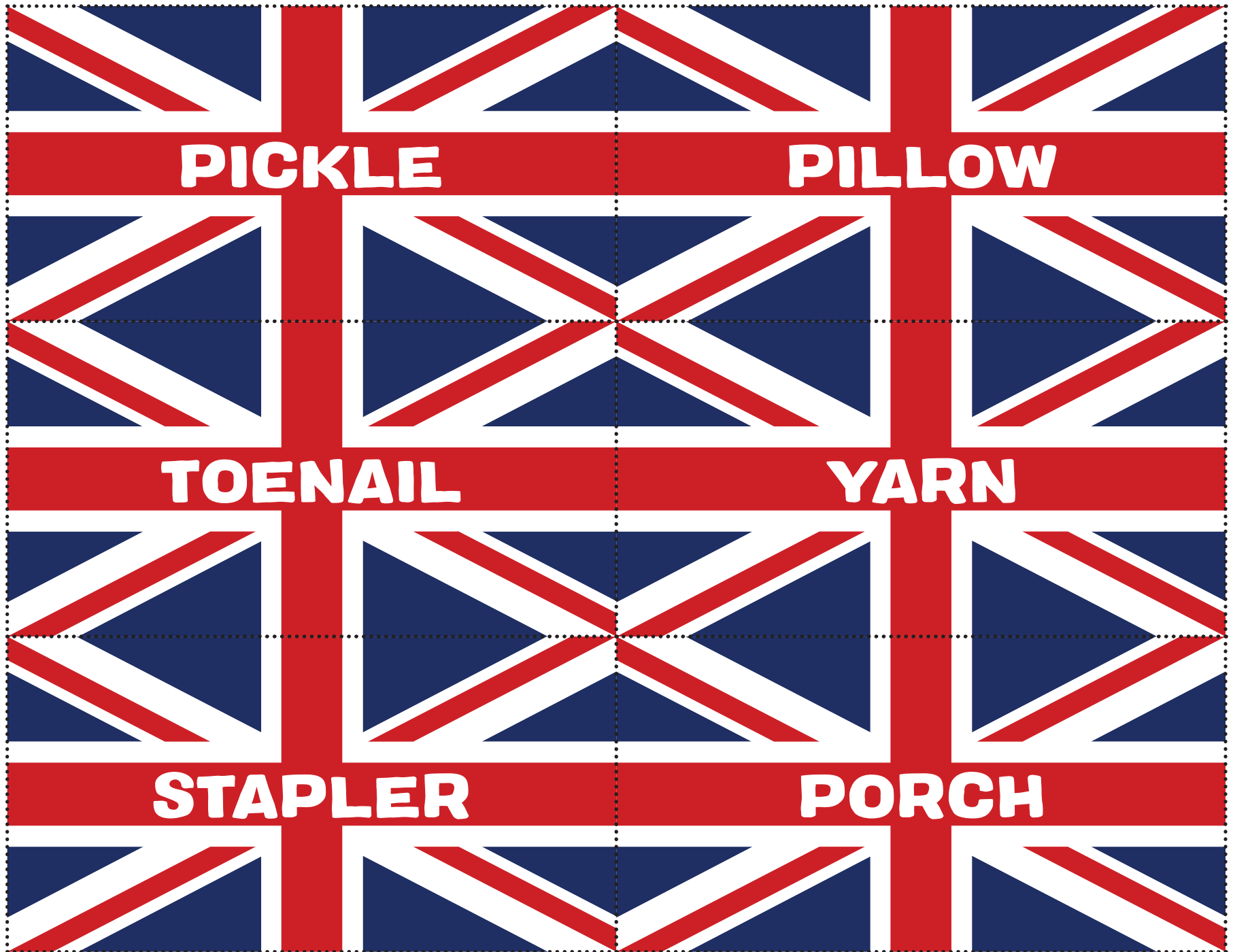
All things have been  
created through him  
and for him.  
He is before all things,  
and by him all things  
hold together.  
Colossians 1:16-17 CSB

Colossians 1:16-17 ESV  
things hold together.  
all things, and in him all  
him. And he is before  
through him and for  
All things were created

All things were created  
by him, and for him:  
And he is before all  
things, and by him all  
things consist.  
Colossians 1:16-17 KJV



All things have been  
created through him  
and for him.  
He is before all things  
and in him all things  
hold together.  
Colossians 1:16-17



## Colossians 1:16b-17 (CSB)

All \_\_\_\_\_ have been \_\_\_\_\_ through  
 \_\_\_\_\_ and \_\_\_\_\_ him. He is \_\_\_\_\_ all things,  
 and by \_\_\_\_\_ all things \_\_\_\_\_ together.

\_\_\_\_\_ have been \_\_\_\_\_ through  
 \_\_\_\_\_ and \_\_\_\_\_. He \_\_\_\_\_ all \_\_\_\_\_, and by  
 \_\_\_\_\_ all \_\_\_\_\_.  
 \_\_\_\_\_: \_\_\_\_\_ (CSB)

## Colossians 1:16b-17 (CSB)

\_\_\_\_\_ have been \_\_\_\_\_ through  
 \_\_\_\_\_ and \_\_\_\_\_. He \_\_\_\_\_ all \_\_\_\_\_, and by  
 \_\_\_\_\_ all \_\_\_\_\_.

All \_\_\_\_\_ have been \_\_\_\_\_ through  
 \_\_\_\_\_ and \_\_\_\_\_ him. He is \_\_\_\_\_ all things,  
 and by \_\_\_\_\_ all things \_\_\_\_\_ together.  
 Colossians 1:16b-17 (CSB)

3

All \_\_\_\_\_ have been \_\_\_\_\_  
 \_\_\_\_\_ and \_\_\_\_\_. He is \_\_\_\_\_ all things,  
 and \_\_\_\_\_ all things \_\_\_\_\_.  
 \_\_\_\_\_ 1:16b-17 (CSB)

2

2

\_\_\_\_\_ have been \_\_\_\_\_ through  
 \_\_\_\_\_ and \_\_\_\_\_. He is \_\_\_\_\_ all \_\_\_\_\_, and  
 \_\_\_\_\_ all \_\_\_\_\_.  
 \_\_\_\_\_: \_\_\_\_\_-17 (CSB)

3

\_\_\_\_\_ have been \_\_\_\_\_ through  
 \_\_\_\_\_ and \_\_\_\_\_. He is \_\_\_\_\_ all \_\_\_\_\_, and  
 \_\_\_\_\_ all \_\_\_\_\_.  
 \_\_\_\_\_: \_\_\_\_\_-17 (CSB)

All \_\_\_\_\_ have been \_\_\_\_\_  
 \_\_\_\_\_ and \_\_\_\_\_. He is \_\_\_\_\_ all things,  
 \_\_\_\_\_ and \_\_\_\_\_ all things \_\_\_\_\_.  
 \_\_\_\_\_: \_\_\_\_\_-17 (CSB)

Colossians 1:16b-17 (ESV)

All \_\_\_\_\_ were \_\_\_\_\_ through \_\_\_\_\_  
 and \_\_\_\_\_ him. \_\_\_\_\_ he is \_\_\_\_\_ all things,  
 and in \_\_\_\_\_ all things \_\_\_\_\_ together.

\_\_\_\_\_ were \_\_\_\_\_ through \_\_\_\_\_  
 and \_\_\_\_\_ he \_\_\_\_\_ all \_\_\_\_\_, and  
 in \_\_\_\_\_ all \_\_\_\_\_.  
 \_\_\_\_\_: \_\_\_\_\_ (ESV)

\_\_\_\_\_ : \_\_\_\_\_ (ESV)

\_\_\_\_\_ all \_\_\_\_\_.  
 and \_\_\_\_\_ he \_\_\_\_\_ all \_\_\_\_\_, and in \_\_\_\_\_  
 \_\_\_\_\_ were \_\_\_\_\_ through \_\_\_\_\_

All \_\_\_\_\_ were \_\_\_\_\_ through \_\_\_\_\_  
 and \_\_\_\_\_ him. \_\_\_\_\_ he is \_\_\_\_\_ all things,  
 and in \_\_\_\_\_ all things \_\_\_\_\_ together.  
 Colossians 1:16b-17 (ESV)

3

All \_\_\_\_\_ were \_\_\_\_\_ and  
 \_\_\_\_\_. And he is \_\_\_\_\_ all things, and  
 \_\_\_\_\_ all things \_\_\_\_\_.  
 \_\_\_\_\_ 1:16b-17 (ESV)

2

\_\_\_\_\_ were \_\_\_\_\_ through \_\_\_\_\_  
 and \_\_\_\_\_. And he is \_\_\_\_\_ all \_\_\_\_\_, and  
 \_\_\_\_\_ all \_\_\_\_\_.  
 \_\_\_\_\_: \_\_\_\_\_-17 (ESV)

2

\_\_\_\_\_ were \_\_\_\_\_ through \_\_\_\_\_  
 and \_\_\_\_\_. And he is \_\_\_\_\_ all \_\_\_\_\_, and  
 \_\_\_\_\_ all \_\_\_\_\_.  
 \_\_\_\_\_: \_\_\_\_\_-17 (ESV)

3

All \_\_\_\_\_ were \_\_\_\_\_ and  
 \_\_\_\_\_. And he is \_\_\_\_\_ all things, and  
 \_\_\_\_\_ all things \_\_\_\_\_.  
 \_\_\_\_\_: \_\_\_\_\_-17 (ESV)

Colossians 1:16b-17 (KJV)

all things \_\_\_\_\_.

him: \_\_\_\_\_ he is \_\_\_\_\_ all things, and by

All \_\_\_\_\_ were \_\_\_\_\_ by \_\_\_\_\_, and

\_\_\_\_\_ : \_\_\_\_\_ (KJV)

all \_\_\_\_\_.

\_\_\_\_\_ : \_\_\_\_\_ he \_\_\_\_\_ all \_\_\_\_\_, and by \_\_\_\_\_

\_\_\_\_\_ were \_\_\_\_\_ by \_\_\_\_\_, and \_\_\_\_\_

\_\_\_\_\_ were \_\_\_\_\_ by \_\_\_\_\_, and \_\_\_\_\_

\_\_\_\_\_ : \_\_\_\_\_ he \_\_\_\_\_ all \_\_\_\_\_, and by \_\_\_\_\_

all \_\_\_\_\_.

\_\_\_\_\_ : \_\_\_\_\_ (KJV)

All \_\_\_\_\_ were \_\_\_\_\_ by \_\_\_\_\_, and

\_\_\_\_\_ him: \_\_\_\_\_ he is \_\_\_\_\_ all things, and by

\_\_\_\_\_ all things \_\_\_\_\_.

Colossians 1:16b-17 (KJV)



All \_\_\_\_\_ were \_\_\_\_\_, and \_\_\_\_\_  
\_\_\_\_\_: And he is \_\_\_\_\_ all things, and \_\_\_\_\_  
\_\_\_\_\_ all things \_\_\_\_\_.  
\_\_\_\_\_ 1:16b-17 (KJV)

\_\_\_\_\_: And he is \_\_\_\_\_ all \_\_\_\_\_, and \_\_\_\_\_  
\_\_\_\_\_ were \_\_\_\_\_ by \_\_\_\_\_, and \_\_\_\_\_  
\_\_\_\_\_ all \_\_\_\_\_.  
\_\_\_\_\_ 1:16b-17 (KJV)

\_\_\_\_\_ were \_\_\_\_\_ by \_\_\_\_\_, and \_\_\_\_\_  
\_\_\_\_\_: And he is \_\_\_\_\_ all \_\_\_\_\_, and \_\_\_\_\_  
\_\_\_\_\_ all \_\_\_\_\_.  
\_\_\_\_\_ 1:16b-17 (KJV)

All \_\_\_\_\_ were \_\_\_\_\_, and \_\_\_\_\_  
\_\_\_\_\_: And he is \_\_\_\_\_ all things, and \_\_\_\_\_  
\_\_\_\_\_ all things \_\_\_\_\_.  
\_\_\_\_\_ 1:16b-17 (KJV)

Colossians 1:16b-17 (NIV)

All \_\_\_\_\_ have been \_\_\_\_\_ through  
 \_\_\_\_\_ and \_\_\_\_\_ him. He is \_\_\_\_\_ all things,  
 and in \_\_\_\_\_ all things \_\_\_\_\_ together.

\_\_\_\_\_ have been \_\_\_\_\_ through  
 \_\_\_\_\_ and \_\_\_\_\_. He \_\_\_\_\_ all \_\_\_\_\_, and  
 in \_\_\_\_\_ all \_\_\_\_\_.  
 \_\_\_\_\_: \_\_\_\_\_ (NIV)

\_\_\_\_\_ : \_\_\_\_\_ (NIV)

\_\_\_\_\_ have been \_\_\_\_\_ through  
 \_\_\_\_\_ and \_\_\_\_\_. He \_\_\_\_\_ all \_\_\_\_\_, and  
 in \_\_\_\_\_ all \_\_\_\_\_.

All \_\_\_\_\_ have been \_\_\_\_\_ through  
 \_\_\_\_\_ and \_\_\_\_\_ him. He is \_\_\_\_\_ all things,  
 and in \_\_\_\_\_ all things \_\_\_\_\_ together.  
 Colossians 1:16b-17 (NIV)

All \_\_\_\_\_ have been \_\_\_\_\_  
 \_\_\_\_\_ and \_\_\_\_\_. He is \_\_\_\_\_ all things,  
 and \_\_\_\_\_ all things \_\_\_\_\_.  
 \_\_\_\_\_ 1:16b-17 (NIV)

\_\_\_\_\_ have been \_\_\_\_\_ through  
 \_\_\_\_\_ and \_\_\_\_\_. He is \_\_\_\_\_ all \_\_\_\_\_, and  
 \_\_\_\_\_ all \_\_\_\_\_.  
 \_\_\_\_\_ 1:16b-17 (NIV)

\_\_\_\_\_ have been \_\_\_\_\_ through  
 \_\_\_\_\_ and \_\_\_\_\_. He is \_\_\_\_\_ all \_\_\_\_\_, and  
 \_\_\_\_\_ all \_\_\_\_\_.  
 \_\_\_\_\_ 1:16b-17 (NIV)

All \_\_\_\_\_ have been \_\_\_\_\_  
 \_\_\_\_\_ and \_\_\_\_\_. He is \_\_\_\_\_ all things,  
 \_\_\_\_\_ and \_\_\_\_\_ all things \_\_\_\_\_.  
 \_\_\_\_\_ 1:16b-17 (NIV)



Chad and Lynsi Rigney are missionaries in England. They are loving the people of London along with their three children, Aden, Addison, and Evelyn.




Chad and Lynsi Rigney are missionaries in England. They are loving the people of London along with their three children, Aden, Addison, and Evelyn.





**Big Ben**



**Buckingham Palace**



**The Gherkin**



**Madame Tussauds**





**Queen's Guards**



**London Stone**





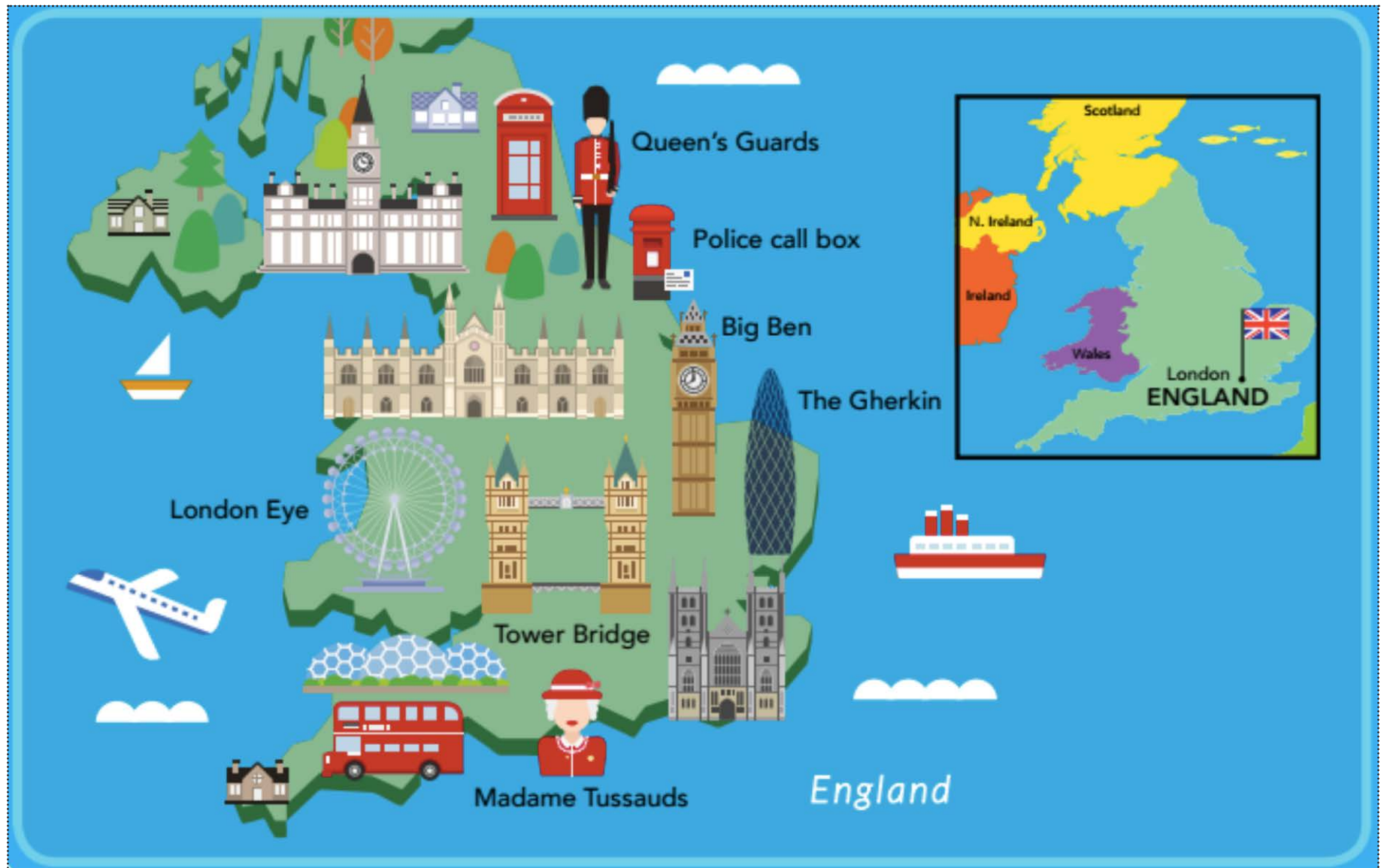
**London Eye**



**Police Call Box**

## London Landmarks Trivia


- **Big Ben** is the nickname for the giant bell in the clock tower at the Houses of Parliament. The bell weighs 13 tons.
- **Buckingham Palace** is the official London residence of kings and queens and has 775 rooms.
- **The Queen's Guards** guard important buildings in London. The tall hats they wear are called bearskins.
- **The London Stone** is an old property marker tucked behind a grill in front of Cannon Street Station. Legends say that if the stone is ever removed or destroyed, the city will fall.
- **The Gherkin** is the nickname of a tall building that looks like a pickle.
- **The London Eye** is the world's largest observation wheel and can carry 800 people at a time.
- **Madame Tussauds** is an attraction named for a woman who made wax figures of people in the late 1700s. You can see lifelike models of famous people today.
- **Police call boxes** are no longer used regularly, but were originally miniature police stations.















## A Story from DJ, Missionary Kid in Canada

Because it's easy for kids to make friends with kids, we help our parents minister to the South Asians in our community.

Sometimes my brothers and I go with Dad when he visits the Sikh places of worship. It actually helps Dad break the ice when we're there. Before arriving, Dad will remind us about questions we can ask the priests. On the drive home, we discuss what we talked about with the priests — the differences between what they believe and what the Bible says.

Another thing we do as a family is go to the park and bring our big parachute with us. We pull it out and we start inviting the smaller kids to come and play with us. Before you know it, we have dozens of kids playing with the parachute!

While we're playing with little kids, Mom and Dad mingle with the other moms and dads at the park who come over to watch their kids play. In their conversations, they share the gospel as often as possible. It's amazing how open the adults are to talking with us when we come as a family with our parachute!

My brother and I play basketball in the park with Dad, too. We bring some Pakistani Christian teenagers with us. It doesn't take long before we're playing with Muslim, Sikh or Hindu teenagers. When things begin to wind down, we'll start talking about our faith in God. Sometimes we will intentionally plan to have a youth Bible study in the park after the game is over. This makes it easy for us to invite our new friends to the Bible study, especially if we're offering cold water and Cokes<sup>TM</sup>! Sometimes they come, sometimes they don't.

My younger brothers do the same thing with soccer. At the park near our house, the boys and girls are all South Asian. My brothers run over to the park in the evenings to play soccer. They already know almost every kid by name. Everyone knows we're missionaries because my 8-year-old brother, Caleb, is sure to tell them!



**Sow they shuns  
ink Anna duh**

**Pair of  
shoots Rhonda  
plague round**

**Miss on hairy kit**

**Bass cut bawl  
hand bye bulls  
nutty**



## God Formed a Nation

Younger and Older Kids Leader Guide • Unit 2, Session 1

© 2018 LifeWay OK to Print



DJ's family lives and ministers in Canada. They are supported through churches who give to missions.\*

From left: DJ, Caleb, Ethan, April (mom), Hudson (front), Jeremy (dad), Isaac



DJ's family lives and ministers in Canada. They are supported through churches who give to missions.\*

From left: DJ, Caleb, Ethan, April (mom), Hudson (front), Jeremy (dad), Isaac

## DJ's Family Prayer Card

**Instructions:** Print one page per two kids and cut apart the cards. Use as directed in the leader guide.

These cards are also used in the Kids Worship Guide.





DJ went to a Sikh parade with his dad and brother. Sikhs do not believe that Jesus is the only way to eternal life. DJ's dad, Jeremy, enjoys talking with Sikhs about the Bible and salvation through Jesus.





DJ and his family have house church with South Asian Christians. Together they worship and ask God to help them share the gospel.



DJ and his family build relationships through ministry in local parks. They meet a lot of other families who live in the community.

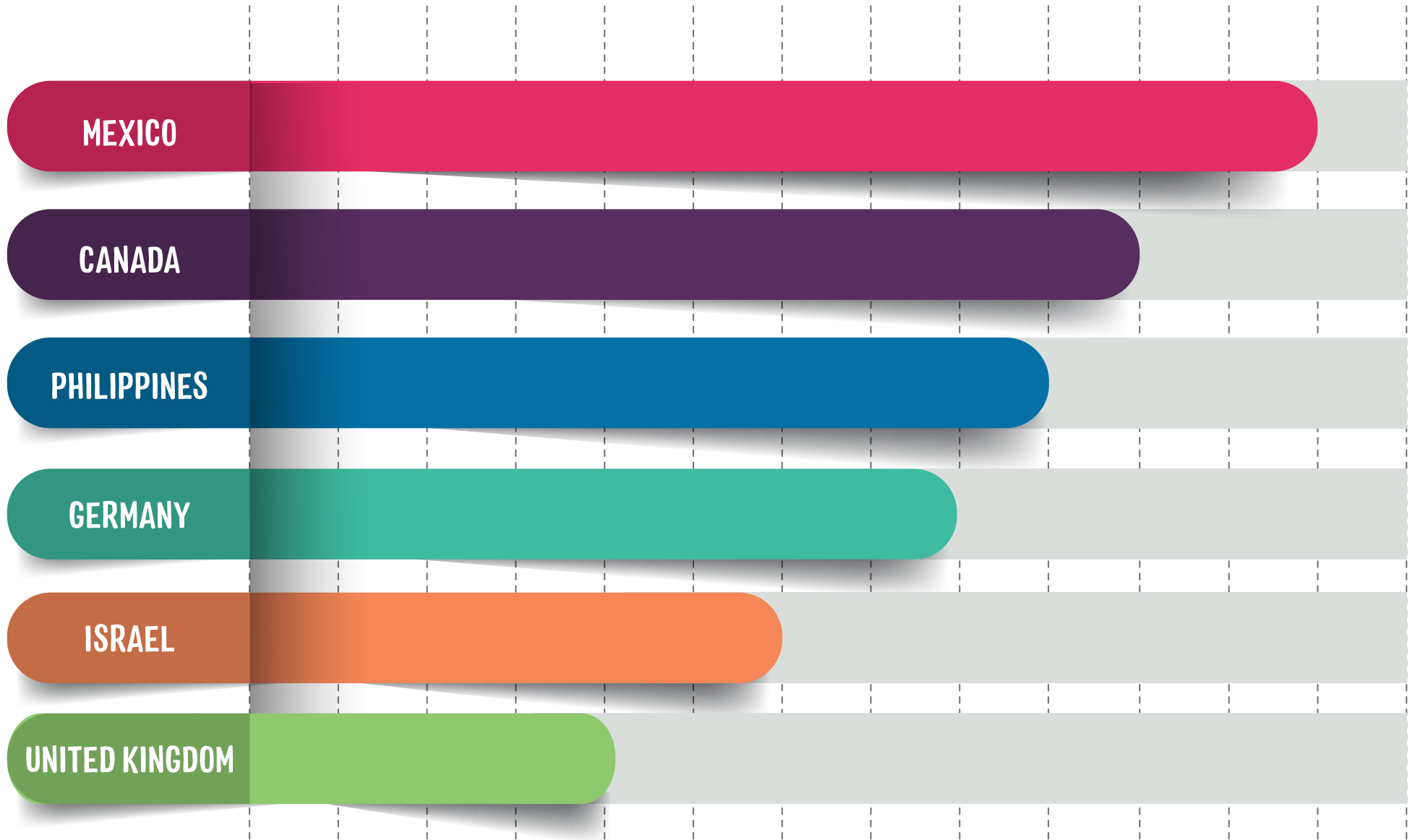


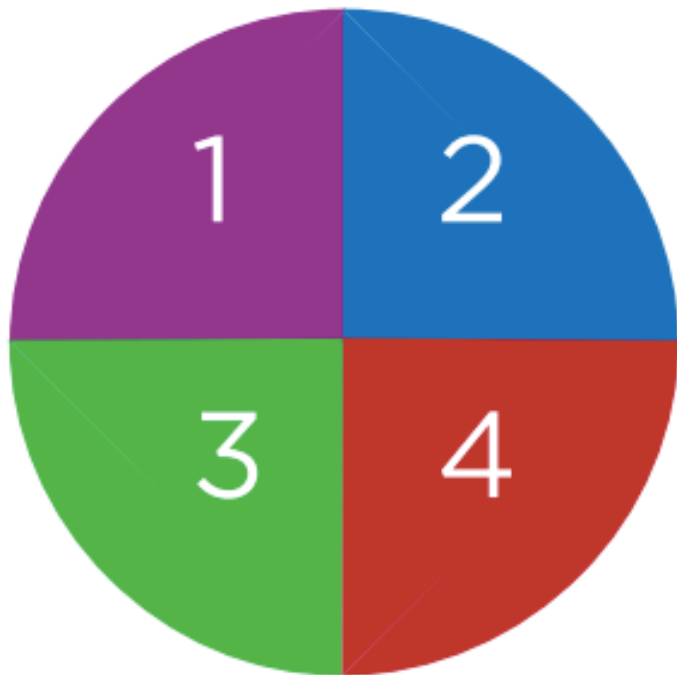


While kids play, DJ's mom, April (left), talks with women in the park. She often asks if they would like to know more about Jesus.

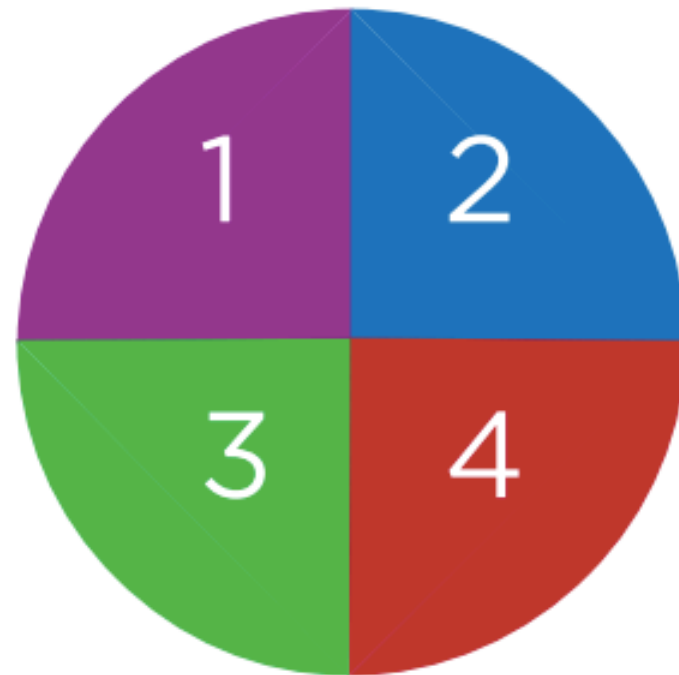


# PEOPLE IN YOUR PLACE





- Tell me something silly
- Tell me something about yourself
- Tell me something you know about God
- Tell me something you'd like to know about God



- Tell me something silly
- Tell me something about yourself
- Tell me something you know about God
- Tell me something you'd like to know about God



# Journal Page



# Journal Page